



ANGELA DEES, CIO

BRAZORIA COUNTY TREASURER

111 E. Locust, Room 305 Angleton, Texas 77515-4654
979-864-1353 FAX 979-864-1680

Attached is the Monthly Treasurer's Report submitted by Angela Dees, Brazoria County Treasurer for funds of the **Brazoria County Toll Road Authority**, Brazoria County as Agent, for the month of **January 2026** and reflects total cash and other assets in the custody of the County Treasurer at month end to be:

\$79,622,504.86.

The report contains:

Bank Account Activity and Interest Report
Pledged Securities Management Report
Investment Portfolio Report
Investment Interest Earned Report
U.S. Bank, Trustee Investment Market Value Summary Report
Texas Class Investment Pool Report
TexPool Investment Pool Report

"I CERTIFY THAT TO THE BEST OF MY KNOWLEDGE THE ATTACHED REPORTS ARE TRUE AND CORRECT."

A handwritten signature in black ink, appearing to read "Angela Dees", written over a horizontal line.


Angela Dees, CIO
Brazoria County Treasurer

Brazoria County Toll Road Authority Bank Account Activity and Interest Report for January 2026

Account	Beginning Bank Balance 1/1/2026	Deposits and Other Credits Received	Checks and Other Debits Disbursed	Ending Bank Balance 1/31/2026	Monthly Interest Earned	Interest Rate
FIRST NATIONAL BANK OF LAKE JACKSON						
Brazoria County Toll Road Authority O&M	34,541,992.38	18,395.45	722,399.66	35,282,787.49	18395.45	2.70
Brazoria County Toll Road Authority Construction	19,886,392.94	2,003,391.20	666,738.34	22,556,522.48	3391.2	2.70
Brazoria County Toll Road Authority FM 518	56,749.20	116.40	0.00	56,865.60	116.4	2.70
Brazoria County Toll Road Authority Debt	7,211,477.76	508,131.68	412,895.84	8,132,505.28	1031.68	2.70
First National Bank of Lake Jackson Totals	37,730,120.02	2,530,034.73	1,802,033.84	42,062,188.59	22,934.73	

Total balance of all accounts at First National Bank of Lake Jackson as of last day of month 42,062,188.59

I certify that to the best of my knowledge the above is the true and correct cash balance remaining in the Treasurer's custody.



Angela Dees, CIO

Brazoria County Treasurer



ANGELA DEES, CIO

BRAZORIA COUNTY TREASURER

111 E. Locust, Room 305 Angleton, Texas 77515-4654
979-864-1353 FAX 979-864-1680

Attached is a copy of the management reports for the securities that were pledged to **Brazoria County Toll Road Authority**, Brazoria County as Agent, by First National Bank of Lake Jackson for the month of **January 2026**.

"I CERTIFY THAT TO THE BEST OF MY KNOWLEDGE THE ATTACHED REPORT IS TRUE AND CORRECT."

A handwritten signature in black ink, appearing to read "Angela Dees", is written above a horizontal line.

Angela Dees, CIO
Brazoria County Treasurer

Reportfolio

First National Bank of Lake Jackson, Lake Jackson, T
 Published: 1/2/2026 12:14:27 PM

Management Report
 Pledged To: BRAZORIA COUNTY TOLL ROAD AUTHORITY

Date: 31-Dec-25
 Page: 4
 Section V-C

Safekeeping

Code	Cusip Trans#	Description Maturity Prerefund	Pool Coupon	Moody StdPoor	Original Face Pledged Percent	Pledged Original Face Value	Pledged Par Value	Pledged Book Value	Pledged Market Value
FHLB	3136AFPT5 359834201406231	FNR 2013-75 PD 4/25/2043	3.000		\$1,050,000.00 100.00%	\$1,050,000.00	\$162,662.61	\$164,406.51	\$154,352.13
FEDERAL HOME LOAN BANK AFS									
FHLB	3137BSK69 452990201612200	FHR 4623 H 11/15/2044	2.500		\$2,500,000.00 100.00%	\$2,500,000.00	\$712,108.35	\$712,745.94	\$671,533.63
FEDERAL HOME LOAN BANK AFS									
FHLB	3137BRMP7 442471201608291	FHR 4604 DC 1/15/2046	2.500		\$2,500,000.00 100.00%	\$2,500,000.00	\$274,752.43	\$276,934.86	\$250,933.32
FEDERAL HOME LOAN BANK AFS									
FHLB	3137BPGS2 437156201606240	FHR 4585 QD 4/15/2046	3.000		\$2,500,000.00 100.00%	\$2,500,000.00	\$207,583.55	\$210,361.97	\$187,038.92
FEDERAL HOME LOAN BANK AFS									
FHLB	3137BSTN3 451324201611301	FHR 4629 QG 11/15/2046	2.500		\$2,500,000.00 100.00%	\$2,500,000.00	\$246,323.83	\$245,992.38	\$216,192.74
FEDERAL HOME LOAN BANK AFS									
FHLB	3137BWU77 466698201706230	FHR 4663 PK 3/15/2047	2.000		\$2,000,000.00 100.00%	\$2,000,000.00	\$200,108.86	\$198,042.42	\$168,695.99
FEDERAL HOME LOAN BANK AFS									
FHLB	3136AWBB2 461678201704171	FNR 2017-25 QD 4/25/2047	2.250		\$2,000,000.00 100.00%	\$2,000,000.00	\$253,064.38	\$251,768.56	\$216,325.76
FEDERAL HOME LOAN BANK AFS									
FHLB	3137BXZG0 464936201705301	FHR 4682 LC 5/15/2047	2.500		\$2,000,000.00 100.00%	\$2,000,000.00	\$209,177.74	\$208,769.53	\$181,208.81
FEDERAL HOME LOAN BANK AFS									
FHLB	3136B0LE4 485282201801301	FNR 2018-5 JP 9/25/2047	3.000		\$3,000,000.00 100.00%	\$3,000,000.00	\$172,658.91	\$172,631.44	\$163,310.81
FEDERAL HOME LOAN BANK AFS									
FHLB	3136B22Q4 510582201902270	FNR 2018-62 PG 10/25/2047	3.000		\$2,150,000.00 100.00%	\$2,150,000.00	\$238,842.32	\$238,626.42	\$215,716.89
FEDERAL HOME LOAN BANK AFS									

** If no data is shown, then there are no pledges for the current period.

Reportfolio

First National Bank of Lake Jackson, Lake Jackson, T
 Published: 1/2/2026 12:14:27 PM

Management Report
 Pledged To: BRAZORIA COUNTY TOLL ROAD AUTHORITY

Date: 31-Dec-25
 Section V-C Page: 3

Safekeeping

Code	Cusip	Description	Pool	Moody	Original Face	Pledged	Pledged	Pledged	Pledged
Location	Trans#	Maturity Prerefund	Coupon	StdPoor	Pledged Percent	Original Face Value	Par Value	Book Value	Market Value
FHLB	31292HSQ8	FHLMC Pool #C01427	C01427		\$4,125,000.00	\$4,125,000.00	\$8,436.78	\$8,455.46	\$8,741.18
	0705240009	11/1/2032	6.000		100.00%				
FEDERAL HOME LOAN BANK AFS									
FHLB	31418AR91	FNMA Pool #MA1411	MA1411		\$2,500,000.00	\$2,500,000.00	\$280,571.63	\$282,545.50	\$267,959.94
	313676201303260	4/1/2033	2.500		100.00%				
FEDERAL HOME LOAN BANK AFS									
FHLB	31402RWW5	FNMA Pool #736061	736061		\$2,605,235.00	\$2,605,235.00	\$36,114.60	\$35,963.72	\$35,951.36
	114200200802131	9/1/2033	4.500		100.00%				
FEDERAL HOME LOAN BANK AFS									
FHLB	31418D5R9	FNMA Pool #MA4455	MA4455		\$2,500,000.00	\$2,500,000.00	\$1,653,056.33	\$1,670,695.70	\$1,475,799.10
	623726202108170	9/1/2036	1.500		100.00%				
FEDERAL HOME LOAN BANK AFS									
FHLB	31418DXQ0	FNMA Pool #MA4286	MA4286		\$3,000,000.00	\$1,500,000.00	\$986,546.33	\$999,003.51	\$831,806.54
	596565202102231	3/1/2041	1.500		50.00%				
FEDERAL HOME LOAN BANK AFS									
FHLB	31418DR87	FNMA Pool #MA4110	MA4110		\$2,000,000.00	\$2,000,000.00	\$1,113,036.14	\$1,145,248.20	\$897,685.91
	566731202008111	8/1/2050	2.000		100.00%				
FEDERAL HOME LOAN BANK AFS									
<u>6 MBS - Fixed Rate</u>						<u>\$15,230,235.00</u>	<u>\$4,077,761.81</u>	<u>\$4,141,912.09</u>	<u>\$3,517,944.03</u>
FHLB	31347A6M1	FHLMC Pool #840876	840876		\$10,360,000.00	\$10,360,000.00	\$1,132,122.88	\$1,130,756.92	\$1,175,698.29
	676296202208051	11/1/2046	6.204		100.00%				
FEDERAL HOME LOAN BANK AFS									
<u>1 MBS - Variable Rate</u>						<u>\$10,360,000.00</u>	<u>\$1,132,122.88</u>	<u>\$1,130,756.92</u>	<u>\$1,175,698.29</u>
FHLB	3137AXSF1	FHR 4153 KG			\$2,000,000.00	\$2,000,000.00	\$203,310.26	\$204,830.79	\$187,687.74
	306044201301250	8/15/2042	2.500		100.00%				
FEDERAL HOME LOAN BANK AFS									
FHLB	3136ADMJ5	FNR 2013-30 AB			\$2,300,000.00	\$2,300,000.00	\$262,945.08	\$260,160.45	\$247,675.70
	359939201406240	1/25/2043	2.000		100.00%				
FEDERAL HOME LOAN BANK AFS									

** If no data is shown, then there are no pledges for the current period.

Reportfolio

First National Bank of Lake Jackson, Lake Jackson, T
 Published: 1/2/2026 12:14:27 PM

Management Report
 Pledged To: BRAZORIA COUNTY TOLL ROAD AUTHORITY

Date: 31-Dec-25
 Page: 5
 Section V-C

Safekeeping

Code	Cusip Trans#	Description Maturity Prerfund	Pool Coupon	Moody StdPoor	Original Face Pledged Percent	Pledged Original Face Value	Pledged Par Value	Pledged Book Value	Pledged Market Value
FHLB	3136B0V45	FNR 2018-6 PA			\$2,200,000.00	\$2,200,000.00	\$243,891.58	\$242,272.43	\$220,679.91
	507962201901141	2/25/2048	3.000		100.00%				
FEDERAL HOME LOAN BANK		AFS							
FHLB	38381TUS2	GNR 2019-44 NK			\$2,450,000.00	\$2,450,000.00	\$928,685.12	\$919,406.13	\$825,966.51
	515890201904291	2/20/2049	2.500		100.00%				
FEDERAL HOME LOAN BANK		AFS							
FHLB	3137FFAM9	FHR 5071 MP			\$2,150,000.00	\$2,150,000.00	\$1,336,994.79	\$1,332,370.49	\$1,130,587.13
	620483202107261	11/25/2049	1.000		100.00%				
FEDERAL HOME LOAN BANK		AFS							
FHLB	3136BAXR0	FNR 2020-46 PD			\$3,000,000.00	\$3,000,000.00	\$918,323.07	\$932,753.72	\$716,204.20
	562070202006291	7/25/2050	1.750		100.00%				
FEDERAL HOME LOAN BANK		AFS							
FHLB	3136BBL4	FNR 2020-56 PE			\$3,000,000.00	\$3,000,000.00	\$887,291.25	\$908,179.86	\$705,222.99
	565826202007300	8/25/2050	2.000		100.00%				
FEDERAL HOME LOAN BANK		AFS							
FHLB	3136BBWU2	FNR 2020-62 PA			\$2,500,000.00	\$2,500,000.00	\$1,596,111.65	\$1,643,979.10	\$1,263,065.24
	570109202008311	9/25/2050	2.000		100.00%				
FEDERAL HOME LOAN BANK		AFS							
FHLB	3136BHZ28	FNR 2021-45 JG			\$2,000,000.00	\$2,000,000.00	\$1,491,471.18	\$1,517,892.69	\$1,232,696.16
	623728202108170	7/25/2051	2.000		100.00%				
FEDERAL HOME LOAN BANK		AFS							
<u>19 CMOs - Fixed Rate</u>						<u>\$43,800,000.00</u>	<u>\$10,546,306.96</u>	<u>\$10,642,125.69</u>	<u>\$8,955,094.58</u>
<u>Total Pledged 26 To: BCTR BRAZORIA COUNTY TOLL ROAD AUTHORITY</u>						<u>\$69,390,235.00</u>	<u>\$15,756,191.65</u>	<u>\$15,914,794.70</u>	<u>\$13,648,736.90</u>
		\$0.00	Munis with Maturity Under 2 Years		\$0.00	Other securities with Stated Maturity Under 2 Years			
		\$0.00	Munis with Maturity Over 2 Years		\$15,756,191.65	Other securities with Stated Maturity Over 2 Years			


** If no data is shown, then there are no pledges for the current period.

Brazoria County Toll Road Authority Portfolio Report for December 2025

Current Date: 12/31/2025

Descr	Type	CUSIP	Coupo n	Settle Date	Maturity Date	Next Call Date	Purch Price	Purch Cost	Book Value	Mkt Price	Mkt Value	Days to Mat	Interest Earned
TexPool	LGIP		3.710				100.00	10,524,320.69	10,524,320.69	100.00	10,524,320.69	1	33,056.04
Texas Class	LGIP		3.855				100.00	26,879,220.11	26,879,220.11	100.00	26,879,220.11	1	87,840.85
US Bank	Cash		3.620				100.00	156,775.47	156,775.47	100.00	156,775.47	1	4,597.71
Depository	Cash		2.700				100.00	42,062,188.59	42,062,188.59	100.00	42,062,188.59	1	22,934.73
								79,622,504.86	79,622,504.86		79,622,504.86		148,429.33

This report is presented in accordance with the Texas Government Code Title 10 Section 2256.023 and complies with the Investment Strategy of Brazoria County's Investment Policy and I certify that to the best of my knowledge the above is true and correct.




 Angela Dees, CIO
 Brazoria County Treasurer

Monthly Interest Earned for BCTRA for Fiscal Year 2026

	Oct	Nov	Dec	1st Qtr	Jan	Feb	Mar	2nd Qtr	April	May	June	3rd Qtr	July	August	Sept	4th Qtr	Annual Earned
BANK	23,153.92	25,730.13	22,934.73	71,818.78	22,934.73												
Texpool	36,536.77	34,169.55	33,989.90	104,696.22	33,056.04												
Texas Class	109,958.69	96,688.04	96,235.18	302,881.91	87,840.85												
US Bank	1,116.05	2,028.73	3,280.18	6,424.96	4,597.71												
Total Per Month	170,765.43	158,616.45	156,439.99	485,821.87	148,429.33												

I certify that to the best of my knowledge the above is true and correct.



Angela Dees, CIO
Brazoria County Treasurer

Brazoria County Toll Road Authority US Bank Activity and Interest Report for January 2026

Fund	Beginning Balance 1/1/2026	Credits	Debits	Interest Earned	Ending Balance 1/31/2026	Avg. Yield	Expected Maturity	Mark to Mkt 1/31/26
Brazoria County Toll Road	152,177.76	152,177.76	-152,177.76	4,597.71	156,775.47	3.620	2/1/2026	156,775.47
US Bank Totals	145,752.80	152,177.76	-152,177.76	4,597.71	156,775.47			156,775.47

Brazoria County Toll Road Authority Texas Class Activity and Interest Report for January 2026

Fund	Beginning Balance 1/1/2026	Credits	Debits	Interest Earned	Ending Balance 1/31/2026	Avg. Yield	Expected Maturity	Mark to Mkt 1/31/2026
Toll Road Funds Construction	2,155.51			7.10	2,162.61	3.855	2/1/2026	2,162.61
Toll Road Funds O & M	12,740,747.26			41,773.05	12,782,520.31	3.969	2/1/2026	12,782,520.31
BCTRA LMTD REV BD 2024	14,048,476.49		-	46,060.70	14,094,537.19	3.969	2/1/2026	14,094,537.19
Texas Class Totals	30,488,497.35	0.00	-	87,840.85	26,879,220.11			26,879,220.11

Brazoria County Toll Road Authority Texpool Activity and Interest Report for January 2026

Fund	Beginning Balance 1/1/2026	Credits	Debits	Interest Earned	Ending Balance 1/31/2026	Avg. Yield	Expected Maturity	Mark to Mkt 1/31/2026
Toll Road Funds Construction	0.00	0.00	0.00	0.00	0.00	3.710	2/1/2026	0.00
Toll Road Funds O & M	10,491,264.65	0.00	0.00	33,056.04	10,524,320.69	3.710	2/1/2026	10,524,320.69
Texpool Totals	10,491,264.65	0.00	-	33,056.04	10,524,320.69			10,524,320.69

BRAZORIA COUNTY TOLL ROAD AUTHORITY
Limited Contract Tax and Subordinate Lien Toll Road Revenue Refunding Bonds
Series 2020
Payment Schedule

FISCAL YEAR	INTEREST 1-Mar	PRINCIPAL 1-Mar	INTEREST 1-Sep	TOTAL PAYMENT	Estimated Monthly Installment Due to US BANK
2025	624,625.00		624,625.00	1,249,250.00	104,104.17
2026	624,625.00	550,000.00	610,875.00	1,785,500.00	148,791.67
2027	610,875.00	580,000.00	596,375.00	1,787,250.00	148,937.50
2028	596,375.00	610,000.00	581,125.00	1,787,500.00	148,958.33
2029	581,125.00	640,000.00	565,125.00	1,786,250.00	148,854.17
2030	565,125.00	675,000.00	548,250.00	1,788,375.00	149,031.25
2031	548,250.00	710,000.00	530,500.00	1,788,750.00	149,062.50
2032	530,500.00	745,000.00	511,875.00	1,787,375.00	148,947.92
2033	511,875.00	785,000.00	492,250.00	1,789,125.00	149,093.75
2034	492,250.00	825,000.00	471,625.00	1,788,875.00	149,072.92
2035	471,625.00	865,000.00	450,000.00	1,786,625.00	148,885.42
2036	450,000.00	910,000.00	427,250.00	1,787,250.00	148,937.50
2037	427,250.00	955,000.00	403,375.00	1,785,625.00	148,802.08
2038	403,375.00	1,005,000.00	378,250.00	1,786,625.00	148,885.42
2039	378,250.00	1,060,000.00	351,750.00	1,790,000.00	149,166.67
2040	351,750.00	1,110,000.00	324,000.00	1,785,750.00	148,812.50
2041	324,000.00	1,170,000.00	294,750.00	1,788,750.00	149,062.50
2042	294,750.00	1,230,000.00	264,000.00	1,788,750.00	149,062.50
2043	264,000.00	1,290,000.00	231,750.00	1,785,750.00	148,812.50
2044	231,750.00	1,360,000.00	197,750.00	1,789,500.00	149,125.00
2045	197,750.00	1,430,000.00	162,000.00	1,789,750.00	149,145.83
2046	162,000.00	1,500,000.00	124,500.00	1,786,500.00	148,875.00
2047	124,500.00	1,575,000.00	85,125.00	1,784,625.00	148,718.75
2048	85,125.00	1,660,000.00	43,625.00	1,788,750.00	149,062.50
2049	43,625.00	1,745,000.00		1,788,625.00	298,104.17
	9,895,375.00	24,985,000.00	9,270,750.00	44,151,125.00	

Debt History:
Date of Receipt 2-Feb-20
Amount of Issue \$24,985,000.00

Paying Agent:
U.S. Bank
ABA routing # 091000022
St. Paul, MN 55486-2639

Refunded: Brazoria County Toll Road Authority Limited Contract Tax and Subordinate Lien
Toll Road Revenue Bonds, Series 2020 BANS

BRAZORIA COUNTY TOLL ROAD AUTHORITY
Limited Contract Tax and Subordinate Lien Toll Road Revenue Bonds
Series 2017A
Payment Schedule

FISCAL YEAR	INTEREST 1-Mar	PRINCIPAL 1-Mar	INTEREST 1-Sep	TOTAL PAYMENT	Estimated Monthly Installment Due to US BANK
2025	1,035,750.00		1,035,750.00	2,071,500.00	172,625.00
2026	1,302,750.00		1,302,750.00	2,605,500.00	217,125.00
2027	1,302,750.00		1,302,750.00	2,605,500.00	217,125.00
2028	1,283,375.00	1,550,000.00	1,283,375.00	4,116,750.00	343,062.50
2029	1,243,625.00	1,630,000.00	1,243,625.00	4,117,250.00	343,104.17
2030	1,201,812.50	1,715,000.00	1,201,812.50	4,118,625.00	343,218.75
2031	1,157,875.00	1,800,000.00	1,157,875.00	4,115,750.00	342,979.17
2032	1,111,750.00	1,890,000.00	1,111,750.00	4,113,500.00	342,791.67
2033	1,063,312.50	1,985,000.00	1,063,312.50	4,111,625.00	342,635.42
2034	1,012,437.50	2,085,000.00	1,012,437.50	4,109,875.00	342,489.58
2035	959,000.00	2,190,000.00	959,000.00	4,108,000.00	342,333.33
2036	902,812.50	2,305,000.00	902,812.50	4,110,625.00	342,552.08
2037	1,191,212.50	1,928,275.00	1,191,212.50	4,310,700.00	359,225.00
2038	1,151,649.50	2,005,701.00	1,151,649.50	4,309,000.00	359,083.33
2039	1,110,593.00	2,086,814.00	1,110,593.00	4,308,000.00	359,000.00
2040	1,068,550.00	2,175,301.00	1,068,550.00	4,312,401.00	359,366.75
2041	1,024,106.50	2,263,787.00	1,024,106.50	4,312,000.00	359,333.33
2042	977,869.50	2,355,961.00	977,869.50	4,311,700.00	359,308.33
2043	929,739.00	2,451,822.00	929,739.00	4,311,300.00	359,275.00
2044	879,615.50	2,551,369.00	879,615.50	4,310,600.00	359,216.67
2045	687,558.00	2,934,284.00	687,558.00	4,309,400.00	359,116.67
2046	281,200.00	3,750,000.00	281,200.00	4,312,400.00	359,366.67
2047	204,700.00	3,900,000.00	204,700.00	4,309,400.00	359,116.67
2048	125,100.00	4,060,000.00	125,100.00	4,310,200.00	359,183.33
2049	84,500.00	4,225,000.00		4,309,500.00	718,250.00
	<u>23,293,643.50</u>	<u>53,838,314.00</u>	<u>23,209,143.50</u>	<u>100,341,101.00</u>	

17,150,000.00	Series 2017A Serial Current Interest Bonds (CIBs)
17,000,000.00	Series 2017A Current Interest Term Bonds (CIBs)
<u>19,688,313.00</u>	Series 2017A Convertible Capital Appreciation Bonds (CABs)
<u>53,838,313.00</u>	

Debt History:
Date of Receipt 22-Jun-17
Amount of Issue \$53,838,313.00

Paying Agent:
U.S. Bank
ABA routing # 091000022
St. Paul, MN 55486-2639
BRAZORI17CIB

Brazoria County Toll Road Authority Limited Contract Tax and Subordinate Lien
Toll Road Revenue Bonds, Series 2017A CIB

*Int due from closing to Sept 2017 debt payment, then monthly installments to US Bank thereafter begin Sept 2017
Int calculations include compounded interest from Series 2017A Convertible CABs.