



**BRAZORIA COUNTY
CONSOLIDATED ANNUAL PERFORMANCE AND EVALUATION
REPORT (CAPER)
PROGRAM YEAR 2022**

**For the reporting period of:
OCTOBER 1, 2022 - SEPTEMBER 30, 2023**

Authorized Official:

**L.M. "Matt" Sebesta, Jr.,
County Judge**

December 12, 2023

Contact Person:

**Daphne Lemelle, Director
Brazoria County Community
Development
1524 E. Mulberry, Suite 162
Angleton, Texas 77515
(979) 864-1860**

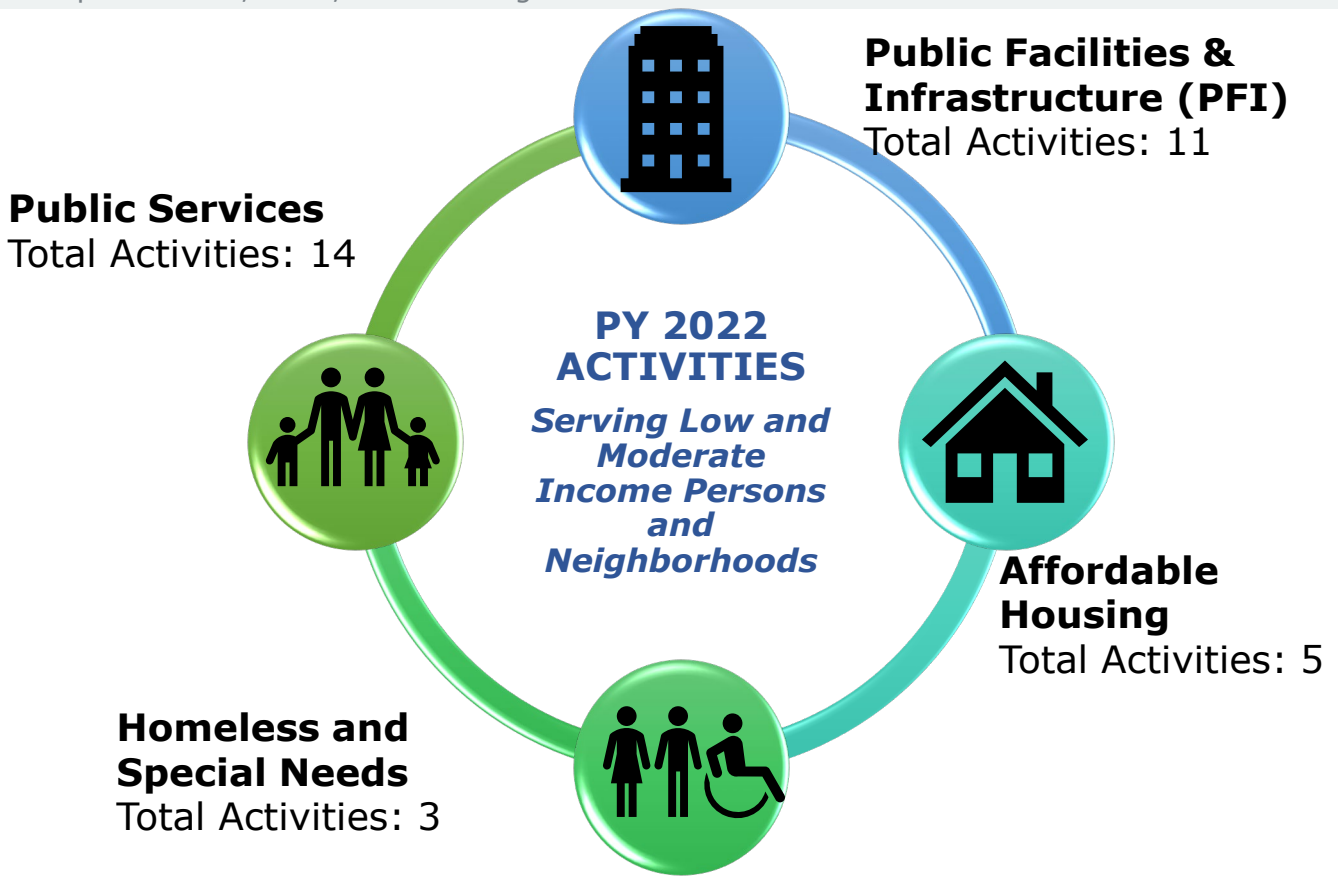


Brazoria County HUD Program Accomplishments at a Glance

Program Year 2022 CAPER

ABOUT THE CAPER

The Brazoria County Program Year 2022 (PY2022) Consolidated Annual Performance Report (CAPER) is the second annual performance report for the Brazoria County 2020-2024 Consolidated Plan, and describes the progress made in meeting the housing and community development needs identified in the Consolidated Plan. Between October 1, 2022 and September 30, 2023, the following was achieved:



Program Partners



11 Non-profits



10 Cities

CDBG

- Expended \$1,330,436.93 in CDBG

HOME

- Expended \$227,659.74 in HOME

ESG

- Expended \$80,000 in ESG
- Expended \$192,088 in ESG-CV

Public Facilities & Infrastructure



Total Expenditures:

CDBG: \$1,330,436.93

Leverage: \$1,775,006

Total Benefiting: 4,606 Persons & 1 historic preservation

In these Cities: Alvin, Bailey's Prairie, Danbury, Freeport, Oyster Creek, Sweeney, Surfside, West Columbia

Public Services



Total Expenditures:

CDBG: \$157,322.60

Leverage: \$3,706,319

Total Served: 2,615 Persons

Affordable Housing



Two Programs: OSSF and Home Rehab/Reconstruction

Total Expenditures:

CDBG: \$15,676.77

HOME: \$185,088.63

Total Served: 4 Homeowners (2 Septic Systems/2 Home Recons)

Homeless and Special Needs



Total Expenditures:

CDBG: \$62,297.70

ESG: \$80,000

ESG-CV: \$192,087.84

Total Served: 277 Persons

TABLE OF CONTENTS

CR-05 - Goals and Outcomes - 91.520(a).....	3
CR-10 – Racial and Ethnic composition of families assisted – 91.520(a).....	13
CR-15 – Resources and Investments – 91.520(a).....	15
CR-20 - Affordable Housing – 91.520(b).....	22
CR-25 - Homeless and Other Special Needs – 91.220(d, e); 91.320(d, e); 91.520(c).....	25
CR-30 - Public Housing – 91.220(h); 91.320(j).....	27
CR-35 - Other Actions – 91.220(j)-(k); 91.320(i)-(j).....	28
CR-40 – Monitoring – 91.220 and 91.230.....	31
CR-45 – CDBG – 91.520(c).....	35
CR-50 – HOME – 91.520(d).....	36
CR-58 – Section 3	38
CR-60 – ESG Supplement to the CAPER – 91.520(g).....	39
CR–65 - ESG Persons Assisted.....	41
CR-70 – ESG Assistance Provided and Outcomes – 91.520(g).....	44
CR–75 – ESG Expenditures.....	45
ATTACHMENTS.....	47
Glossary of Acronyms used in CAPER	
Analysis of Impediments Update	
Financial Summary with backup – PR 26	
IDIS Reports (CDBG – PR03, PR23, PR54) (HOME & HOME-ARP – PR22) (ESG – PR91)	
Section 3 Report	
HOME Match Log	
ESG Expenditure Report	
ESG Match Log	
ESG SAGE HMIS Reporting Repository	
CV Reports – SAGE-CV & CV ACCOMPLISHMENTS	
Public Notices – English and Spanish	

CR-05 - Goals and Outcomes

Progress the jurisdiction has made in carrying out its strategic plan and its action plan. 91.520(a)

The Brazoria County Program Year 2022 (PY 2022) Consolidated Annual Performance and Evaluation Report (CAPER) is the third annual performance report for the Brazoria County PY 2020-2024 Consolidated Plan and describes progress made from October 1, 2022 through September 30, 2023 towards the goals set forth in the Consolidated Plan. In PY 2022, Brazoria County through the Brazoria County Community Development Department continued to address the housing and community development needs identified in the Consolidated Plan. During PY 2022, Brazoria County expended \$1,689,795.38 in Community Development Block Grant (CDBG), HOME Investment Partnerships, HOME- American Rescue Plan (HOME-ARP) and Emergency Solutions Grant (ESG) funds on 38 projects and activities including four (4) administrative activities. An additional amount of \$192,087.84 in ESG-CV funds were expended to continue the renovation of an emergency shelter. Highlights of performance accomplishments according to specific program and categories are summarized below:

COMMUNITY DEVELOPMENT BLOCK GRANT(CDBG) PROGRAM -- Under the CDBG Program for this fiscal year, the County expended \$1,330,436.93¹, to provide decent housing, suitable living environments, and economic opportunities to LMI persons residing in Brazoria County. All CDBG activities funded in PY 2022 are eligible activities that meet one of the three (3) National Objectives of the program. All funds, with the exception of administration and one historic preservation activity, were expended on activities which benefited LMI persons. Each project directly impacts a LMI area or directly benefits a LMI client. The CDBG Administration and Planning expenditure percentage for the fiscal year was 16.5%. According to the PR54 report, Public Services expenditures totaled \$219,620.30 representing 13.5% of our PY 2022 allocation. Both the CDBG administration and planning, and public services expenditure percentages are within the required caps which are 20 percent and 15 percent, respectively.

Below is a list of accomplishments from completed activities for PY 2022, which includes one (1) PY 2020 activity and one (1) PY 2021 activity (as noted below) that completed during this program year. One (1) PY 2021 activity and six (6) PY 2022 activities remained open at the end of the program year, not including general administration. All CDBG-CV activities were completed in the last program

¹ Amount does not include \$2917.11 Local Account adjustment (carried over from PY 2021)

year (PY 2021).

NON-HOUSING COMMUNITY DEVELOPMENT:

- **Public Facility/Infrastructure Improvements (completed 4 activities benefiting 4606 persons):**
 - Installed one new playground equipment at Sealy Park in Alvin, benefiting **785 people of which 70 % are LMI.**
 - Installed one aerator and completed improvements to a Wastewater Treatment Plan in Sweeny benefiting **3,650 people of which 56.9 % are LMI.** (PY 2020 project.)
 - Replaced 1,600 linear feet of sanitary sewer line and six (6) manholes in Freeport benefiting **75 people of which 81.3 % are LMI.** (PY 2021 project.)
 - Reconstructed 2,125 linear feet of streets in the Village of Surfside Beach benefiting **96 people of which 88.5% are LMI.**

- **Historic Preservation (completed 1 historic preservation activity):**
 - Completed historic preservation improvement to the Capitol Replica building in West Columbia.

- **Supportive Services (completed 13 activities benefiting 2,615 persons):**
 - Provided **subsistence payments** stabilizing housing for **54** LMI people.
 - Provided **children and youth prevention/leadership programs** through Boys & Girls Club and Junior Achievement Programs benefiting **1,370** youths of which 81% were LMI.
 - Provided **back to school supplies** and clothing for **925** youths in Brazoria County, of which 83% were LMI
 - Provided **food** for **212** LMI residents in Southern Brazoria County.
 - Provided **health services** through the Brazoria County prescription assistance program to **40** residents throughout the County of which 95% were LMI.
 - Provided **tuition** for **8** LMI people to expand their education through short-term job skills training programs at one

- college located in Brazoria County.
- Provided **safe housing** to **6** LMI persons who have escaped human trafficking or exploitation.

NON-HOMELESS SPECIAL NEEDS:

- **Non-Homeless Special Need (completed 4 activities benefiting 277 persons):**
 - Provided **meals** to **136** homebound seniors throughout Brazoria County.
 - Provided **transportation** to **81** seniors within Brazoria County.
 - Provided and supported **mental health services** for **60** LMI persons through Alzheimer day program and mental health counseling program.

AFFORDABLE HOUSING:

CDBG ON-SITE SEWAGE FACILITIES (OSSF)—The CDBG OSSF Program supports the improvement of affordable housing by providing financial assistance to homeowners to improve onsite septic systems that are no longer functioning properly and may have received a citation by the County’s Health Department. Below is a summary of the OSSF program accomplishments during this program year:

- During PY2022, the 2021 OSSF program assisted two (2) homeowners by completing new septic system installations. This project expended \$15,676.77 during this fiscal year on a total of three (3) activities, one of which remained underway at the end of the program year.

HOME INVESTMENT PARTNERSHIPS (HOME) PROGRAM/ HOME AMERICAN RESCUE PLAN (HOME-ARP) - HOME activities are designed to expand the supply of decent, safe and sanitary affordable housing for LMI persons, and HOME-ARP is specifically designed to target funding to include increasing affordable housing, non-congregate shelter, and supportive services for HOME-ARP qualifying populations. During this program year, Brazoria County completed its HOME-ARP Allocation Plan and utilized HOME-ARP administrative funding for planning and administration.

HOME funds in the amount of \$227,659.74 were expended during this program year including \$57,871.10 in HOME Program Administration. HOME-ARP expended \$51,698.71, all on administrative activities to prepare and complete the HOME-ARP Allocation Plan. No HOME Program Income was receipted during this program year. Below is a list of accomplishments from completed HOME

funded housing activities for this fiscal year.

- HOME funded Affordable Housing:
 - Completed reconstruction of two (2) homes for low/mod homeowners whose homes were not feasible to rehab. Total expenditures for these two activities were \$68,068.00.²

EMERGENCY SOLUTIONS GRANT (ESG & ESG-CV) PROGRAMS - During PY 2022, Brazoria County expended ESG funds in the amount of \$272,087.84, of which \$192,087.84 were ESG-CV funds. The funds expended were from 2021 ESG and 2021 ESG-CV. Brazoria County did not receive an ESG award for PY 2022.

Two ESG/ESG-CV activities remained open at the end of the program year and both include funding to support a shelter renovation project in Freeport which has encountered significant delays during construction. The shelter is pending project completion which is anticipated to occur in next program year. All ESG/ESG-CV accomplishments are listed in the SAGE report found in an attachment to this CAPER. All eligible ESG and ESG-CV expenditures occurred prior to the respective expenditure deadlines of September 15, 2023, and September 30, 2023. Final drawdown for completed work is pending certificate of occupancy and will occur prior to the draw deadline of April 30, 2024.

Comparison of the proposed versus actual outcomes for each outcome measure submitted with the consolidated plan and explain, if applicable, why progress was not made toward meeting goals and objectives. 91.520(g) Categories, priority levels, funding sources and amounts, outcomes/objectives, goal outcome indicators, units of measure, targets, actual outcomes/outputs, and percentage completed for each of the grantee’s program year goals.

Goal	Category	Source / Amount (PY22)	Indicator	Unit of Measure	Strategic Plan to Date			PY 2022		
					Expected – Strategic Plan	Actual – Strategic Plan	Percent Complete	Expected – Program Year	Actual – Program Year	Percent Complete
Adult Education & Job Training	Non-Housing Community Development	CDBG: \$11,736	Public service activities other than Low/Mod	Persons Assisted	50	27	54%	15	8	53%

² IDIS reflects an additional \$15,299.99 drawn during this program year; however, this amount is attributable to last program year and is omitted from this amount.

					Strategic Plan to Date			PY 2022		
Goal	Category	Source / Amount (PY22)	Indicator	Unit of Measure	Expected – Strategic Plan	Actual – Strategic Plan	Percent Complete	Expected – Program Year	Actual – Program Year	Percent Complete
			Income Housing Benefit							
CDBG Program Admin/Planning	Administration	CDBG: PY 2021 \$146,573.54 CDBG: PY 2022 \$120,578.16	Other	Other	5	3	100%	1	1	100%
Clearance and Demolition	Non-Housing Community Development		Buildings Demolished	Buildings	0	0	100%	0	0	--
Code Enforcement	Non-Housing Community Development		Housing Code Enforcement/ Foreclosed Property Care	Household Housing Unit	0	0	--	0	0	--
Disaster Mitigation & Recovery (CV-TBRA)	Affordable Housing		Tenant Based Rental Assistance	Household Housing Unit	0	43	430%	0	0	--
Down payment/closing cost assistance	Affordable Housing		Direct Financial Assistance to Homebuyers	Households Assisted	10	0	0%	0	0	--
Economic Development	Non-Housing Community Development		Businesses assisted	Businesses Assisted	0	0	--	0	0	--
ESG Program and Services	Homeless	ESG:	Tenant-based rental assistance	Households Assisted	25	14	56%	BRAZORIA COUNTY DID NOT RECEIVE ESG FUNDING DURING		

					Strategic Plan to Date			PY 2022		
Goal	Category	Source / Amount (PY22)	Indicator	Unit of Measure	Expected – Strategic Plan	Actual – Strategic Plan	Percent Complete	Expected – Program Year	Actual – Program Year	Percent Complete
			/ Rapid Re-Housing					PROGRAM YEAR 2022 and no activities completed during this program year.		
ESG Program and Services	Homeless	ESG:	Homeless Person Overnight Shelter	Persons Assisted	25	0	%			
ESG Program and Services	Homeless	ESG:	Homelessness Prevention	Persons Assisted	125	148	118%			
ESG Program Admin/Planning	Administration	ESG:	Other	Other	5	1	20%			
ESG Program Data Collection(HMIS)	Administration	ESG:	Other	Other	5	1	20%			
Food Insecurities	Non-Housing Community Development	CDBG: \$21,793.98	Public service activities other than Low/Mod Income Housing Benefit	Persons Assisted	1000	663	66.3%	200	212	106%**
Health Services	Non-Housing Community Development	CDBG: \$18,157.68	Public service activities other than Low/Mod Income Housing Benefit	Persons Assisted	200	216	108%	55	40	72.7%
Historic Preservation	Non-Housing Community Development	CDBG: \$38,729.70	Other	Other	1	1	100%	1	1	100%
HOME Program Administration	Administration	HOME: \$57,871.10	Other	Other	5	3	100%	1	1	100%

Goal	Category	Source / Amount (PY22)	Indicator	Unit of Measure	Strategic Plan to Date			PY 2022		
					Expected – Strategic Plan	Actual – Strategic Plan	Percent Complete	Expected – Program Year	Actual – Program Year	Percent Complete
Housing Rehabilitation/Reconstruction	Affordable Housing	HOME: PY 2015 \$54,916.15 HOME: PY 2021 \$130,172.48 CDBG: PY 2021 \$30,116.40 (OSSF)	Homeowner Housing Rehabilitated	Household Housing Unit	8	10	125%	2	4	200%**
Infrastructure Improvements	Non-Housing Community Development	CDBG: PY2020 \$190,000 CDBG: PY 2021 \$174,965 CDBG: PY2022 \$173,500.60	Public Facility or Infrastructure Activities other than Low/Mod Income Housing Benefit	Persons Assisted	3000	36,054	1201%	3811	3811	100%
New affordable units	Affordable Housing	HOME: \$0.00	Homeowner Housing Added	Household Housing Unit	0	0	--	0	0	--
Park Improvements	Non-Housing Community Development	CDBG: PY2022 \$31,000	Public Facility or Infrastructure Activities other than Low/Mod Income Housing	Persons Assisted	1,000	5350	535%	785	785	100%

Goal	Category	Source / Amount (PY22)	Indicator	Unit of Measure	Strategic Plan to Date			PY 2022		
					Expected – Strategic Plan	Actual – Strategic Plan	Percent Complete	Expected – Program Year	Actual – Program Year	Percent Complete
Public facility improvements	Non-Housing Community Development	CDBG:	Public Facility or Infrastructure Activities other than Low/Mod Income Housing Benefit	Persons Assisted	2,000	6,935	347%	--	--	---
Senior Services	Non-Homeless Special Needs	CDBG: \$35,000	Public service activities other than Low/Mod Income Housing Benefit	Persons Assisted	250	560	224%	155	217	140%**
Services to Special Needs Populations	Non-Housing Community Development	CDBG: \$52,297.70	Public service activities other than Low/Mod Income Housing Benefit	Persons Assisted	125	160	128%	70	60	86%
Subsistence Payments	Non-Housing Community Development	CDBG: \$17,000	Public service activities other than Low/Mod Income Housing Benefit	Persons Assisted	40	150	375%	40	54	135%**
Youth and Children services	Non-Housing Community Development	CDBG: \$69,634.94	Pub Service activities other than Low/Mod Income Housing Benefit	Persons Assisted	2,000	5,597	280%	1400	2295	164%**

Table 1 - Accomplishments – Program Year & Strategic Plan to Date

** - Projects have exceeded expectations

Accomplishments for CV Funding:

Goal	Category	Source / Amount	Indicator	Unit of Measure	Expected Outcome	Actual Outcome	Percent Complete
ESG-CV							
ESG-CV Shelter	Homeless	ESG-CV: \$1,115,985	Homeless Person Overnight Shelter	Persons Assisted	1	0	100% ³

Table 1a - Accomplishments – Program Year

Assess how the jurisdiction’s use of funds, particularly CDBG, addresses the priorities and specific objectives identified in the plan, giving special attention to the highest priority activities identified.

All CDBG activities for this program year were considered High Priority and were effective for producing a positive impact on the low/mod neighborhoods and residents of the County. More than half of the PY 2022 infrastructure projects remained underway at the end of the fiscal year, with three activities in need of further technical assistance to proceed, and the other three well underway and to be completed within the next calendar/program year. As reported in the last CAPER many of the CDBG public facility activities were delayed due to COVID and expected to complete in early 2022. Attached is Brazoria County’s PR03 CDBG Activity Summary Report for PY 2022, which describes in more detail the proposed and accomplished objectives in connection with the above priorities.

In Program Year 2022, the HOME program completed the reconstruction of two (2) homes using PY 2021 HOME funds.

ESG and ESG-CV Round 2 funding continued to be used in this program year for completion of a conversion of a thrift store into additional shelter space for homeless individuals/families. The conversion has been delayed due to supply chain and contractor issues. All ESG and ESG-CV funding were exhausted during this program year and final drawdown will occur prior to the April 2024 deadline.

³ Activity has exhausted all funding and is pending final inspection for issuance of Certificate of Occupancy.

The shelter awaits installation of final items funded from other sources to pass code inspection and receive certificate of occupancy. The County continually assesses and monitors remaining grant balances and re-allocates funds as needed to ensure high priority activities may continue to completion when higher than expected bid amounts and unforeseen circumstances present barriers to project implementation/completion.

CR-10 - Racial and Ethnic composition of families assisted

Describe the families assisted (including the racial and ethnic status of families assisted).

91.520(a)

Although this section of the CAPER is requesting "families assisted", the data that is captured in IDIS for CDBG, HOME and ESG is requesting "persons assisted". Table 2 captures beneficiaries served under the CDBG, ESG and HOME entitlement programs. Table 2a captures beneficiaries served under the CV programs.

	CDBG	HOME	ESG
White	2342	1	0
Black or African American	412	1	0
Asian	5	0	0
American Indian or American Native	13	0	0
Native Hawaiian or Other Pacific Islander	5	0	0
Other multi-racial*	117	0	0
Total	2,894	2	0
Hispanic	1,213	1	0
Not Hispanic	1,681	1	0

Table 2 – Table of assistance to racial and ethnic populations by source of funds

	ESG-CV
White	0
Black or African American	0
Asian	0
American Indian or American Native	0
Native Hawaiian or Other Pacific Islander	0
Other multi-racial	0
Total	0
Hispanic	0
Not Hispanic	0

Table 2a – CV Table of assistance to racial and ethnic populations by source of funds

Narrative

The above noted stats provides the number of persons that were assisted with either CDBG Supportive (or Public) Service activities, , Rehab/Reconstruction activities, and ESG /ESG-CV Emergency Shelter activities. Included in the CDBG Supportive Service residents assisted, 2,295 were children/youths, 217 were seniors and 44 were Alzheimer/dementia patients. The HOME numbers include two (2) homeowner rehabs.

Beneficiaries for public facility activities are usually not included as they are counted as Low/Mod

Area (LMA) benefit and race and ethnicity are not gathered for these types of projects. Completed projects included park improvements, historic preservation, water/sewer improvements, and street improvements in various locations throughout the County. Beneficiaries for these projects total 4,606. The Census Tracts and Block Groups with the low/mod percentages for each project and the beneficiaries for all projects are listed in the PR03 report for CDBG activities and the SAGE report for the ESG activities.

CR-15 - Resources and Investments 91.520(a)

Identify the resources made available

Source of Funds	Resources Made Available	Amount Expended During Program Year
CDBG ⁴	\$2,596,879.41	\$1,330,436.93
HOME ⁵	\$865,384.60	\$227,659.74
HOPWA	N/A	N/A
ESG	\$80,000.00	\$80,000.00
Other (HOME-ARP)	\$281,206.05	\$51,698.71
Other (ESG-CV)	\$337,483.80	\$192,087.84

Table 3 - Resources Made Available

Narrative

During PY 2022, CDBG program resources made available consists of remaining PY 2019 funds in the amount of \$40,000.00 , remaining PY 2020 funds in the amount of \$191,829.49, PY2021 funds in the amount of \$736,364.92, and the PY 2022 allocation of \$1,628,685.00.

For the HOME program, program resources included PY 2015 CHDO amount of \$54,966.15, combined with the PY 2021 expenditures and funding balance of \$231,707.45, and the PY 2022 allocation of \$578,711.

The ESG program resources includes the PY 2021 balance of \$80,000.00. Brazoria County did not receive PY 22 ESG, and does not receive HOPWA funds.

CDBG is on track to meet timeliness expenditure deadlines for the coming year. The "Other (CDBG-CV and ESG-CV)" resources made available is pandemic special allocations of CDBG-CV and the ESG-CV and are not included in the timeliness reporting.

Identify the geographic distribution and location of investments

CDBG, HOME & ESG

City or Location	CDBG Public Facility Accomplishments and Description	Expended in FY 2022
Alvin	Completed installation of playground equipment at Sealy Park.	\$31,000.00
Bailey's Prairie	Environmental completed. Activity pending design and bidding.	\$4810.14
Clute	Underway. In process of installing water lines.	\$280,570.55

⁴ Amount for CDBG resources does not include \$2917.11 Local Account adjustment.

⁵ Amount HOME resources includes \$50 in 2015 CHDO funds showing as -\$50 in IDIS.

Danbury	Underway. In process of water plant improvements.	\$75,830.50
Freeport	Completed installation of sewer lines.	\$172,565.00
Oyster Creek	Environmental completed. Activities pending design and bidding.	\$4,084.46
Sweeney	Completed installation of sewer lines.	\$35,800.00
Surfside Beach	Completed street improvements.	\$173,500.60
West Columbia	Completed historic preservation on capitol replica building.	\$38,729.70
Unincorporated County	Underway. Environmental complete. Bidding in process. (Hastings)	\$11,097.21
City or Location	CDBG Public Service Accomplishments and Description	Expended in FY 2022
Countywide	ActionS Homebound Meals Benefitted 75 elderly residents.	\$15,000.00
Countywide	ActionS Transportation Benefitted 80 elderly residents.	\$20,000.00
Brazoria County Precint 1	Boys/Girls Club - Smart Moves Program Benefitted 200 children.	\$25,000.00
Brazoria County Precinct 2	Boys/Girls Club - Smart Moves Program Benefitted 220 children.	\$7,000.00
Brazoria County Precinct 4	Boys/Girls Club - Smart Moves Program Benefitted 180 children.	\$7,102.54
Freeport	Brazosport Cares Food Pantry Benefitted 200 people.	\$21,793.98
Lake Jackson	Brazosport Community College - Continuing Ed Program Benefitted 8 students.	\$11,736.00
Countywide	Counseling Connections for Change Benefitted 16 people.	\$15,000.00
South end of Brazoria County	Dream Center Benefitted 925 with back to school supplies & clothing.	\$30,640.00
Countywide	Gathering Place Alzheimer Program Benefitted 44 terminally ill people.	\$12,297.70
Brazoria County Precinct 1	Junior Achievement Benefitted 598 youths.	\$3,831.10

Brazoria County Precinct 4	Junior Achievement Benefitted 173 youths.	\$2,163.84
Countywide	Prescription Assistance Program Assisted 40 people.	\$18,157.68
Countywide	Salvation Army Subsistence Benefitted 54 people.	\$17,000.00
N/A	General Administration	\$267,151.70
Total CDBG Projects Expended		\$1,330,436.93

City or Location	HOME Accomplishments and Description	Expended in FY 2022
Countywide	HOME (PY 2021) – Rehab/Reconstruction Benefitted 2 homeowners.	\$185,088.63
N/A	HOME General Administration	\$57,871.10
Total HOME Projects Expended		\$242,959.73

City or Location	HOME-ARP Accomplishments and Description	Expended in FY 2022
Countywide	HOME-ARP (PY 2021) – Administration	\$51,698.71
Total HOME Projects Expended		\$51,698.71

City or Location	ESG Accomplishments and Description	Expended in FY 2022
Countywide	ESG (PY 2021) – Shelter	\$80,000.00
Total ESG Projects Expended		\$80,000.00

Table 4 – Identify the geographic distribution and location of investments

ESG-CV Round 3 FUNDS

City or Location	Public Service Accomplishments and Description	Expended in FY 2022
Countywide	ESG-CV- Emergency Shelter Renovation	\$192,087.84
Total ESG-CV Round 3 Projects Expended		\$192,087.84

Table 4a – Identify the geographic distribution and location of investments

Narrative

The focus of the activities in Brazoria County’s 2022 Action Plan was on a Countywide basis instead of strategic target areas. Public facility activities are spread throughout the County with 6-7 participating jurisdictions being funded every 3rd year for low/mod public facility/infrastructure projects. Public Service activities are funded throughout the County every year. Generally, eligible public service agencies apply with their respective County Commissioner and the County Judge. After a review for eligibility by the Community Development Department, each County Commissioner and the County Judge determines the public service agencies they will fund for the upcoming year.

HOME and ESG funds, with respect to emergency shelter assistance, are utilized for direct client assistance based on qualifications for the respective programs. These funds are used Countywide, with the exception of the city limits of Pearland, Hillcrest Village, Liverpool and Quintana. These Cities mentioned have elected to “opt out” or not participate in our program for various reasons.

Leveraging

Explain how federal funds leveraged additional resources (private, state and local funds), including a description of how matching requirements were satisfied, as well as how any publicly owned land or property located within the jurisdiction that were used to address the needs identified in the plan.

CDBG public facility/infrastructure projects leverage funds from Cities who pay the balance of a project that was completed in their City. Public Service organizations also use CDBG funds to leverage additional funding for their projects. During this last program year, Brazoria County used funds from Reliant Energy and other federal funding to assist families with rent and utility bills. Coordinating these funds from these various partners can help the Community Development Dept assist more families. Of the \$1,330,436.93 in CDBG expenditures this program year, including administration, there was 444% match in the amount of \$5,913,581.48 of leveraged funds.

In the HOME and ESG program, there is a 25% and 100% match requirement, respectively. Matching funds are provided by Habitat of Southern Brazoria County, SETH housing bond financing, waived permit and recording fees, various public and private donations, and volunteer

and “sweat equity” hours. Sweat equity hours are Habitat families who are receiving a Habitat home and must voluntarily work a total of 500+ hours on building other families homes, as well as their own home. With HOME funds, match is not calculated on program income or administrative expenses. Without these expenditures, HOME expended \$169,788.64. Based on this expenditure, the 25% match requirement is \$42,447.16. The ESG program expended \$80,000.00, with match in the amount of \$112,056.49 coming from Salvation Army. The HOME match report information is listed below in Table 5 as well as in the attachments to the CAPER.

Fiscal Year Summary – HOME Match	
1. Excess match from prior Federal fiscal year	\$2,463,654.65
2. Match contributed during current Federal fiscal year	16,344.79
3. Total match available for current Federal fiscal year (Line 1 plus Line 2)	2,479,999.44
4. Match liability for current Federal fiscal year	42,447.16
5. Excess match carried over to next Federal fiscal year (Line 3 minus Line 4)	2,437,552.28

Table 5 – Fiscal Year Summary - HOME Match Report

Match Contribution for the Federal Fiscal Year								
Project No. or Other ID	Date of Cont	Cash (non-Federal sources)	Foregone Taxes, Fees, Charges	Appraised Land/Real Property	Required Infrastructure	Site Prep, Const Materials, Donated labor	Bond Financing	Total Match
Various Projects – Permit Fees	10/1/22-9/30/23		963.00					963.00
Various Projects – Recording Fees	10/1/22-9/30/23		4530.00					4530.00
Various Projects – FTHB Recording Fees	10/1/22-9/30/23		240.00					240.00
101 Verde Dr – SETH Bond	9/30/21						10,611.79	10,611.79
Total Match Contributions for the year								\$ 16,344.79

Table 6 – Match Contribution for the Federal Fiscal Year

HOME Program Income Report

Program Income – Enter the program amounts for the reporting period				
Balance on hand at begin-ning of reporting period	Amount received during reporting period	Total amount expended during reporting period	Amount expended for TBRA	Balance on hand at end of reporting period
\$ 0.00	\$ 0.00	\$0.00	0.00	\$ 0.00

Table 7 – Program Income

HOME MBE/WBE report

Minority Business Enterprises and Women Business Enterprises – Indicate the number and dollar value of contracts for HOME projects completed during the reporting period						
	Total	Minority Business Enterprises				White Non-Hispanic
		Alaskan Native or American Indian	Asian or Pacific Islander	Black Non-Hispanic	Hispanic	
Contracts						
Number	2				0	2
Dollar Amount	\$ 140,149.30	0	0	0		140,149.30
Sub-Contracts						
Number	7			1	6	0
Dollar Amount	\$ 47,178.00			600.00	\$ 46,578.00	\$ 0
	Total	Women Owned Business	Male			
Contracts						
Number	2	0	2			
Dollar Amount	\$ 140,149.30	\$ 0	\$ 140,149.30			
Sub-Contracts						
Number	7	0	7			
Dollar Amount	\$ 47,178.00	0.00	\$47,178.00			

Table 8 - Minority Business and Women Business Enterprises

Minority Owners of Rental Property – Indicate the number of HOME assisted rental property owners and the total amount of HOME funds in these rental properties assisted						
	Total	Minority Property Owners				White Non-Hispanic
		Alaskan Native or American Indian	Asian or Pacific Islander	Black Non-Hispanic	Hispanic	
Number	0	0	0	0	0	0
Dollar Amount	0	0	0	0	0	0

Table 9 – Minority Owners of Rental Property

Relocation and Real Property Acquisition – Indicate the number of persons displaced, the cost of relocation payments, the number of parcels acquired, and the cost of acquisition						
Parcels Acquired		0	0			
Businesses Displaced		0	0			
Nonprofit Organizations Displaced		0	0			
Households Temporarily Relocated, not Displaced		0	0			
Households Displaced	Total	Minority Property Enterprises				White Non-Hispanic
		Alaskan Native or American Indian	Asian or Pacific Islander	Black Non-Hispanic	Hispanic	
Number	0	0	0	0	0	0
Cost	0	0	0	0	0	0

Table 10 – Relocation and Real Property Acquisition

CR-20 - Affordable Housing 91.520(b)

Evaluation of the jurisdiction's progress in providing affordable housing, including the number and types of families served, the number of extremely low-income, low-income, moderate-income, and middle-income persons served.

	One-Year Goal	Actual
Number of Homeless households to be provided affordable housing units	0	0
Number of Non-Homeless households to be provided affordable housing units	0	0
Number of Special-Needs households to be provided affordable housing units	0	0
Total	0	0

Table 11 – Number of Households

	One-Year Goal	Actual
Number of households supported through Rental Assistance	0	0
Number of households supported through The Production of New Units	0	0
Number of households supported through Rehab of Existing Units	4	4
Number of households supported through Acquisition of Existing Units	0	0
Total	4	4

Table 12 – Number of Households Supported

Discuss the difference between goals and outcomes and problems encountered in meeting these goals.

Tables 11 and 12 only reflect the CDBG and HOME household goals and accomplishments. Program goals for Housing Rehabilitation and Onsite Septic (OSSF) Program were met during this program year. A total of four (4) owner households were assisted which exceeded the annual goal by two. It is anticipated that the program will fully recover from pandemic delays in the next program year.

Discuss how these outcomes will impact future annual action plans.

Brazoria County is still recovering from the various floods, the 2021 freeze, and the recent pandemic and associated inflation, all which continue to impact the County's ability and progress to increase affordable housing units. COVID, along with the shortage of manpower and materials, has pushed back the construction starting dates and completion of the rehab/reconstruction projects. Utilizing CARES Act funding and various HUD waivers, the CD Department, along with the Cities and local non-profits, has been working diligently to help alleviate the financial losses that impact a family's ability to pay rent, along with working on mitigation measures for the future. In the next program year, the Community Development Department anticipates using HOME-ARP funding to assist families struggling to pay rent and utilities. During this program year, the department utilized non-HUD pandemic relief funding to assist households to remain stably housed. In addition to use of HOME-ARP funding, the County's focus in future program years is to identify a CHDO to receive funding to increase affordable housing in the county.

Include the number of extremely low-income, low-income, and moderate-income persons served by each activity where information on income by family size is required to determine the eligibility of the activity.

Number of Households Served	CDBG Actual	HOME Actual
Extremely Low-income	0	0
Low-income	1	1
Moderate-income	1	1
Total	2	2

Table 4 – Number of Households Served

Narrative Information

Brazoria County has always seen a greater need for rental/utility assistance around the holidays, as contractors are not working due to the weather, losing hours with no holiday pay, and historically, chemical plant lay offs in the 4th quarter. Many of the Chemical Plant expansion projects have come to a close, leaving families struggling to find other jobs locally or leaving the County to find a job. When coupled with the loss/reduction of income due to the recent pandemic and associated inflation, rent/utility assistance needs have increased and greatly exceeds resources available. Brazoria County has been resourceful in finding other non-HUD federal pandemic funding to assist struggling families, but has also seen the loss of ESG funding that has been critical to providing emergency and homelessness prevention assistance and stabilization of affordable housing.

Funding cuts and increased costs for rehabilitation/reconstruction projects affect the number of completed homes each year. Construction costs have soared during 2022 due to shortage of materials, which drives the prices up. Other factors, such as septic system upgrades, offstreet parking requirements, and sodding of the yard, utilize more funds, which reduces the number of homeowners that can be assisted in any particular year. Contractors willing to bid on the contracts have a depleted labor force, so labor costs are at a premium. Concrete has become a valued commodity and very hard to obtain in the smaller quantities that are needed for a slab. All these factors have caused HOME projects to either be delayed or cost more thus reducing

number of homes that can be assisted.

Brazoria County no longer offers a local homebuyer program due to reduced funding and refers interested buyers to the Texas Department of Housing and Community Affairs Texas Homebuyer program for assistance. However, increased interest rates and high home pricing continue to be a barrier for first time homebuyers to enter the market.

The Community Development Department remains confident in their policies and guidelines for their housing projects and stand firm to protect the investment to the low income homeowner. When approving a homeowner for repairs, sustainability of insurance and taxes is a criteria for approval. The issues discussed above will eventually subside, but in the meantime, the expected beneficiaries in any particular year will be a more modest number. The County is hopeful that as the economy stabilizes, builders will be back with more reasonable bids, materials will be more readily available, and the labor force will again be more stable.

CR-25 - Homeless and Other Special Needs 91.220(d, e); 91.320(d, e); 91.520(c)

Evaluate the jurisdiction's progress in meeting its specific objectives for reducing and ending homelessness through:

Reaching out to homeless persons (especially unsheltered persons) and assessing their individual needs

Brazoria County partners with the United Way of Brazoria County (UWBC) and Gulf Coast Center in outreach efforts to the unsheltered, sheltered and unstably housed in the County. UWBC continues to fund a program through Youth and Family Counseling (YFC) called Project Help. The family is evaluated and assigned a caseworker. Brazoria County Welfare (BCW) partners with YFC to assist the families to obtain permanent residency while YFC provides counseling and various other assistance to help the family identify why they became homeless and to help them from falling back into homelessness again. UWBC also is the local lead agency for the Homeless Coalition of Brazoria County. Brazoria County Community Development is a member of the Coalition and works closely with all agencies in addressing homelessness and allocating resources when needed for key activities. Operated under the Texas Homeless Network Balance of State Continuum of Care, the Brazoria County Homeless Coalition is still in its infancy as its members continue to learn and grow our homelessness response system and networks. Key to the local homelessness response system is the utilization of a Coordinated Entry process which continued operation during this program year, and was utilized for referrals for permanent housing to the Brazoria County Housing Authority for Emergency Housing Vouchers.

Brazoria County received no ESG funding during this program year thus was unable to provide any Rapid Rehousing, Homeless Prevention, nor HMIS services. One open Shelter Rehab project remained open at the end of the program year as we await Certificate of Occupancy for the shelter to re-open. In lieu of ESG funded Rapid Rehousing and Homelessness Prevention, Brazoria County Community developed utilized other non-HUD pandemic funding to continue to provide emergency assistance to households facing eviction or rental arrears.

Addressing the emergency shelter and transitional housing needs of homeless persons

In addition to the two women's shelters, The Salvation Army is the only general population homeless shelter in Brazoria County. All three (3) of these shelters have been modified and expanded using ESG funding in prior years. Starting in PY 2020, the Brazoria County used the ESG funds, along with the ESG-CV funds to convert the thrift store at the Salvation Army Emergency Shelter to create more beds. This project has encountered substantial delays to completion but is expected to re-open in next program year. Currently there is no known transitional shelters in Brazoria County. Several agencies and contractors have approached the dept to discuss funding and opportunities, but nothing has ever evolved from those discussions. Under the newly allocated HOME-ARP funding, the County anticipates providing additional non-congregate shelter space in the County.

Helping low-income individuals and families avoid becoming homeless, especially extremely low-income individuals and families and those who are: likely to become homeless after

being discharged from publicly funded institutions and systems of care (such as health care facilities, mental health facilities, foster care and other youth facilities, and corrections programs and institutions); and, receiving assistance from public or private agencies that address housing, health, social services, employment, education, or youth needs

Over the past year, the County through the Community Development Department has utilized non-HUD pandemic relief funding to assist and divert families from being evicted and entering the homeless response system. We partner across the county with many non-profit agencies and send/accept referrals to ensure assistance provided can support the critical needs of our most vulnerable families including persons exiting institutions, domestic violence or human trafficking situations, and/or the child welfare system. Partnership work with the the Homeless Coalition has assisted with better coordination and referral services to ensure these families receive the necessary assistance to remain stably housed. In cases where homelessness cannot be avoided, we have partnered with other non-profits in neighboring counties to ensure the most appropriate shelter is available to house those in need.

Helping homeless persons (especially chronically homeless individuals and families, families with children, veterans and their families, and unaccompanied youth) make the transition to permanent housing and independent living, including shortening the period of time that individuals and families experience homelessness, facilitating access for homeless individuals and families to affordable housing units, and preventing individuals and families who were recently homeless from becoming homeless again

Individuals that are discharged from institutions, mental health and other facilities, are evaluated to determine if they can benefit with one of the grants we have. They are also referred to other agencies to receive food, medical attention, SNAP benefits, SS benefits, or other services. One of the larger issues facing these individuals is the lack of public transportation to the various services that are provided. This makes it difficult to look for work, obtain the necessary services or even try and find a place to live. When assistance is available and it is known the family has experienced homelessness before, the department prioritizes assistance to ensure the family can remain housed and not re-enter homelessness.

CR-30 - Public Housing 91.220(h); 91.320(j)

Actions taken to address the needs of public housing

Brazoria County does not have public housing.

Actions taken to encourage public housing residents to become more involved in management and participate in homeownership

N/A

Actions taken to provide assistance to troubled PHAs

Brazoria County Housing Authority is not in troubled status.

CR-35 - Other Actions 91.220(j)-(k); 91.320(i)-(j)

Actions taken to remove or ameliorate the negative effects of public policies that serve as barriers to affordable housing such as land use controls, tax policies affecting land, zoning ordinances, building codes, fees and charges, growth limitations, and policies affecting the return on residential investment. 91.220 (j); 91.320 (i)

Brazoria County continues the discussion with several Cities about their requirements of carports/garages and concrete driveways, and zoning ordinances. Tax relief is also provided by the Brazoria County Appraisal District and the Tax Assessor/ Collector in the form of installment payments and split payments to property owners. Homeowners 65 years of age or older are given a reduction in the taxable value and also have the option to defer, or postpone paying any property taxes on their homes for as long as they own and live in the unit. The problem with deferral is that the taxes, penalties, and interest add up and can be quite significant when the home transfers title to a family member. When HOME funds are used to rehabilitate or reconstruct a home, City and County permit and Septic Fee waivers are requested and recording fees are generally waived.

Actions taken to address obstacles to meeting underserved needs. 91.220(k); 91.320(j)

Many of the older homes in Brazoria County are generally owned by the elderly population, which tends to be part of the low income population. When coupled with the fact they are physically and economically unable to maintain the home, the home becomes dilapidated and deteriorated. Most applicants require a full reconstruction. During this program year, Brazoria County completed two (2) reconstructions and has two more under construction. The County also continued implementation of the the 2021 CDBG Onsite Sewage System Facility (OSSF) program that assisted two (2) homeowners with improving a non-functioning septic system.

The County used CDBG funds to continue its public service funding, which provided financial assistance to social and public service organizations which met the needs of underserved persons. Table 5 below illustrates the organizations and the project that was funded this fiscal year.

PY	Organization	Project Description
PY 2022	ActionS	Homebound Meals
PY 2022	ActionS	Transportation
PY 2022	Boys & Girls Club-Freeport	Youth Prevention Program
PY 2022	Boys & Girls Club-Angleton	Youth Prevention Program
PY 2022	Boys & Girls Club - Alvin	Youth Prevention Program
PY 2022	Boys & Girls Club – Southern Braz. Co	Youth Prevention Program
PY 2022	Brazosport Cares	Food Assistance
PY 2022	Brazosport College	Continuing Education
PY 2022	Counseling Connection for Change	Counseling Services

PY 2022	Dream Center	Back to School supplies/clothing
PY 2022	Junior Achievement-Freeport	Youth Service Program
PY 2022	Junior Achievement-Angleton	Youth Service Program
PY 2022	Prescription Assistance	Prescription Assistance
PY 2022	Salvation Army	Subsistence Program
PY 2022	The Gathering Place	Alzheimer Program

Table 5 – Funded Organizations and Projects

Actions taken to reduce lead-based paint hazards. 91.220(k); 91.320(j)

Although no specific funding is set aside for Lead-based paint issues, the CD Dept. evaluates Lead-based Paint (LBP) hazards on all HUD-assisted rehab/reconstruction projects. The rehabilitation guidelines explicitly prohibit the use of lead-based paint on any rehabilitation or reconstruction project. A LBP assessment is conducted on any rehab project that triggers the LBP requirement and any hazards found are addressed in accordance with EPA and HUD Guidelines for Lead-based Paint Renovation. Once LBP issues are addressed and rehabilitation work is completed, a clearance exam is performed to ensure the work and the unit has been properly handled and cleaned.

Actions taken to reduce the number of poverty-level families. 91.220(k); 91.320(j)

Of the two (2) colleges in Brazoria County, both of whom provide workforce training and continuing education programs, only one of the colleges was funded to assist low/mod income residents/families with tuition, which will increase their job opportunities and earning capacity. Eight (8) persons were assisted with various short term job training programs so that they can begin to earn more for the family. Families being assisted with rent/utility assistance are encouraged to attend a financial stability course, which will assist the family with budgeting and financial knowledge to help budget through those tough times. Additionally, families are referred to register for job search and assistance through the local workforce resource office.

Brazoria County Housing Authority maintains the Housing Choice Voucher program that assists tenants with on-going rental assistance and has kept the yearly lease rate to 98% of capacity.

Actions taken to develop institutional structure. 91.220(k); 91.320(j)

The Community Development staff is still in direct contact with the various members of the Brazoria County Community Development Advisory Board (BCCDAB), which is composed of City officials from all of the participating jurisdictions and one County representative. When the meetings resume, they will be posted publicly so that anyone can attend. The purpose of these meetings is to obtain recommendations and feedback for CDBG, HOME, and ESG Program funded activities and projects and gain in-sight on the status or problems the City might be having with their projects. This also helps to maintain the communication line with the citizens, participating jurisdictions, Commissioners, County Judge, and the CD staff.

Public facility and infrastructure projects are spread throughout the County with 6-7 participating jurisdictions being funded for low/mod benefit projects every 3rd year. The Commissioners and

County Judge have the role of allocating the public service funds. All public service agencies that are requesting funding will submit an application to them. It is rare that an eligible applicant providing a service consistent with our Consolidated Plan does not get some funding. CD Staff also attends regular public service meetings held at United Way of Brazoria County.

Brazoria County CD staff manages the HOME rehab/reconstruction program in-house. Rehab/reconstruction applications are dispursed and collected the entire month of September.

Actions taken to enhance coordination between public and private housing and social service agencies. 91.220(k); 91.320(j)

There is no public housing in Brazoria County. Brazoria County Housing Authority, Brazoria County Welfare, and the Community Development Dept are housed in the same office, so coordination is easily achieved between these services.. With the three (3) departments working so closely together, we maintain a good relationship with the landlords. In order to avoid duplication of services, we have coordinated efforts with other agencies that receive funding for the same services. Brazoria County has formed their own Homeless Coalition and has implemented a Coordinated Entry system in partnership with United Way and the participating agencies. Brazoria County is going one step further to utilize the coordination for referrals between agencies to better assist the family, avoid duplication, and going from agency to agency searching for assistance. Over the last few years, the ESG funding has relieved some of the burden of rental and/or utility assistance for low/moderate income residents; however, with the end of that funding, the department has had to search for other grants to fill this gap. The CD Department continues to work with the United Way in an effort to coordinate their funding with social service programs and agencies. Through the use of the HMIS program, agencies rely on this database to determine who exactly resides in the household, what types of assistance the family has received in the past, and better assess what type of assistance or service the family truly needs.

Identify actions taken to overcome the effects of any impediments identified in the jurisdictions analysis of impediments to fair housing choice. 91.520(a)

Even though Brazoria County has little control over individual Cities, the CD staff has worked within the County to help in overcoming its impediments to fair housing and housing choice in the county

Many of our applicants are elderly and on a fixed income, and a modest one at that. Brazoria County will advocate and continue the discussion with participating Cities regarding their requirements of home sizes, carports/garages, concrete driveways, and elevation. All of these factors affect the overall costs to the HOME program and the affordability of the home to the homeowner.

The full list impediments and PY 2022 action steps taken for this fiscal year is provided as an attachment to this CAPER.

CR-40 - Monitoring 91.220 and 91.230

Describe the standards and procedures used to monitor activities carried out in furtherance of the plan and used to ensure long-term compliance with requirements of the programs involved, including minority business outreach and the comprehensive planning requirements

While the majority of our funding is allocated to individual Cities, Brazoria County ensures long-term and comprehensive planning compliance by sending public facility bids to the listed organizations that are identified as Historically Under-utilized Businesses (HUB). Each time a project bids, CD dept searches for new minority businesses to include in the bidding process. The CD Dept reviews each CDBG, HOME, and ESG project for eligibility and assure funds will be used in accordance with the 5-year Con Plan and applicable federal requirements. Pre-construction meetings are held with municipalities and the approved contractors to review applicable requirements and required paperwork.

Meetings with new Public Service agencies are set up between the agency's Executive Director, the staff responsible for applicant intake, CD Staff member(s), and the Director and/or Asst. Director of the CD Dept. During this meeting, all Federal and County requirements (i.e. purchasing requirements, invoicing time-frames, reporting, and recordkeeping), processing requirements, required documentation, what is expected from the agency, what the agency can expect from the County, and any questions/comments/concerns are reviewed and answered before the contract is signed. Money cannot be spent until the contract is signed. Generally, subrecipients are monitored bi-annually, unless they are a "First-Time Funded Subrecipient", there is a change in executive management, prior monitoring issues, or if problems arise during the contract period. In these instances, monitorings are done more frequently with technical assistance being offered via phone or on-site meetings. With the recent COVID pandemic, many on-site monitorings could not take place. Desk monitoring was performed for these projects. Brazoria County generally does not reimburse the subrecipient, but pays the third party on behalf of the client and follows a lot of the same desk monitoring procedures as the Public Facility projects as noted below.

Most Public Facility projects (water/sewer/drainage) are monitored from the desk. It is not the staff's expertise to verify that the proper water or sewer line was installed or that the proper depth of the drainage ditch was completed. Desk file reviews are conducted throughout the project and includes:

- bid was advertised properly in correct format and proper wording was included,
- bids are reviewed to verify proper bidding requirements were followed and proper Davis-Bacon wage rates were included in the bid document,
- all applicable federal documentation was included in the bid documents,
- contractor clearance was completed and no contractors were excluded or barred from the project,
- proper award had taken place through City Council meeting,

- employee interviews are being conducted and the correct forms are being used and submitted,
- certified payrolls submitted are correct and they match up with the submitted employee interviews, and
- the invoiced amount matches the contract that was submitted and signed, and funds are available to pay the invoice. If the City is responsible to pay a portion of the invoice, then a phone call/email is placed notifying them of the amount they are responsible for.

All other Public Facility projects (such as community centers, fire equipment, and building improvements) and Public Service projects that used CDBG funds for improvements or purchase equipment, has on-site monitoring to view the work that was completed or equipment was purchased. Inventory monitoring takes place bi-annually.

Every week invoices are approved for payment through the Community Development Department. They are reviewed for correctness and verified that the work was completed and that the application or file has the appropriate backup documentation to justify the payment. If any information is missing, the payment is held until the missing documentation is received. For on-site monitoring, a letter is sent out notifying the agency that there is a monitoring scheduled, and what information will be reviewed. An entrance interview is performed with the key members or caseworkers. Files are then reviewed, and any findings are noted and a letter noting the deficiencies or findings is sent to the agency with suggested improvements. If there are significant findings or concerns with the monitoring, an action letter is requested stating how they will correct or remedy the finding or concern, as well as a follow-up consultation is scheduled. If an agency does not correct the findings or address the concerns, then a recommendation is presented at Commissioner's Court to terminate the contract and re-allocate the funding.

No payments are processed until desk reviews are completed to verify the information above has been gathered and is correct. Public Service agencies that provide a service are all monitored the same way. Documentation is submitted with the invoice and that information is reviewed for completeness. The request for payment is reviewed with the contract to verify that what the agency proposed to do is actually being accomplished. If applications are collected at the time of service, the application is submitted and reviewed for all documentation. If approved, the invoice request is then submitted for payment and the payment is mailed out. Usually rent and utility assistance payments are mailed directly to the landlord or utility provider on the applicant's behalf. No Rent or Utility payment of any kind is directly paid to the applicant.

Brazoria County normally monitors several open projects by either on-site visits or desk reviews. Due to the pandemic, all monitoring for this fiscal year has been done by desk reviews. No Subrecipients were found to be non-compliant, but some Subrecipients had concerns that were noted, addressed, and corrected. CD staff is always improving its internal monitoring controls with discussions of findings and documentation issues, and then solutions are suggested and implemented. All issues or concerns that have been recognized in previous years are discussed in the contract award meetings so that the same issues do not repeat themselves. This helps the CD Dept properly inform the new agencies with what to expect when they submit invoices for payments or when staff comes to monitor.

When monitoring HOME program contractors, a CD staff member goes on-site and evaluates the performance and inspects the materials used for the rehab or reconstruction of a home. Any deficiencies are noted and discussed with the contractor either on-site or by phone. An e-mail is also generated documenting the deficiencies in writing and time-frame to correct. Any programmatic changes that are necessary are reflected in the guidelines, bids, contracts, or specifications to alleviate any problems that arise. If a contractor fails to take corrective action, contracts may terminate and the contractor may be removed from the approved list.

In addition, all open projects are monitored in IDIS at least quarterly and narratives updated, if needed.

In reviewing the status of the overall grant programs, it appears that the CDBG program is on schedule. Actual expenditures do not differ from Line of Credit disbursements in the IDIS system. IDIS is the HUD database in which the County completes reporting and financial draws. The following tables break down the remaining funds by program year.

As of September 30, 2022, the status of the County’s CDBG, HOME and ESG grant programs are as follows:

PY	Projects	Amount
PY 2020	Danbury Water Plant Improvements (2022)	\$2479.20
PY 2021	CDBG-Administration	\$2917.11 ⁶
PY 2021	CDBG-Unobligated	\$279,662.77
PY 2021	Brazoria County Septic Program	\$12,839.63
PY 2021	Hastings Road Improvements (2022)	\$50,000.00
PY 2021	Danbury Water Plant Improvements (2022)	\$46,130.10
PY 2021	HOME CHDO	\$77,588.25
PY 2022	CDBG-Administration	\$160,266.43
PY 2022	CDBG-Unobligated	\$25,329.40
PY 2022	Bailey’s Prairie	\$135,189.86
PY 2022	Clute Water Improvements	\$14,429.45
PY 2022	Danbury Water Plant Improvements	\$155,560.20
PY 2022	Hastings Street Improvements	\$185,722.79
PY 2022	Oyster Creek Sewer Improvements	\$142,671.04
PY 2022	Oyster Creek VFD Generator	\$53,244.50
PY 2022	HOME- Housing Rehab/Reconstruction	\$387,228.76
PY 2022	HOME- CHDO	\$86,806.55

Table 6 – CDBG, HOME and ESG Grant Programs

⁶ Local Account adjustment (carried over from PY 2021). The amount to be removed.

As of September 30, 2022, the status of the County’s ESG-CV grant program are as follows:

PY	Projects	Amount
PY 2021	ESG-CV(3) - Shelter	\$145,395.96

Table 7a –ESG-CV Grant Programs

As of September 30, 2022, the status of the County’sHOME-ARP grant program are as follows:

PY	Projects	Amount
PY 2021	HOME-ARP Administration	\$229,507.34

Table 8b –HOME-ARP Grant Programs

Unobligated funds are generated as projects complete and all funds were not needed. The CDBG projects with remaining balances should be completed during PY23/FY 2024.

Renovations at The Salvation Army are underway despite contractor and supply chain delays and are expected to complete in PY 2023 with remaining ESG-CV funding being drawn before the April 2024 deadline.

The remaining HOME-ARP funding is for administrative expenses, and will continue until the HOME-ARP program is completed or prior to 2030.

Citizen Participation Plan 91.105(d); 91.115(d)

Describe the efforts to provide citizens with reasonable notice and an opportunity to comment on performance reports.

Brazoria County posted notice on the County’s website, and in the Brazosport Facts, the County’s main newspaper in English and Spanish. The comment period ran from November 18 thru December 4, 2023. Both postings included Spanish and English translations for special accommodations. During the comment period, one (1) public hearing was held – on Wednesday, November 29, 2023 at 5:30 p.m. The hearing was held at the Brazoria County East Annex Lobby located at 1524 E. Mulberry, Angleton, Texas. The location is wheelchair accessible and has handicap accessible parking, which is noted in the ad postings. The CAPER was also available in our office during regular business hours of 8 – 5 Monday through Friday.

Summary of public comments:

No comments received.

CR-45 - CDBG 91.520(c)

Specify the nature of, and reasons for, any changes in the jurisdiction's program objectives and indications of how the jurisdiction would change its programs as a result of its experiences.

Program objectives for the PY 2022 CDBG projects mostly stayed the same. Brazoria County allocated the unobligated funds from completed PY 2019, PY 2020, and PY 2021 activities to a PY 2020, PY2021 and PY2022 activities needing additional funds. Brazoria continually reviews program objectives, policies and procedures to ensure the county is remaining responsive to community needs and current events affecting community needs specifically our low and moderate-income population. During this last program period, it has been observed that there is a growing need for increased rent and utility assistance to county residents primarily due to the increasing rental rates in the county. Also, the impact of inflation on low and moderate income households causing greater reliance on public assistance to cover households costs. Limitations in funding under CDBG and the elimination of ESG funding has greatly decreased the county's ability to meet these needs.

Does this Jurisdiction have any open Brownfields Economic Development Initiative (BEDI) grants?

Brazoria County did not have any Brownsfield Economic Development Initiative projects.

[BEDI grantees] Describe accomplishments and program outcomes during the last year.

N/A

CR-50 - HOME 91.520(d)

Include the results of on-site inspections of affordable rental housing assisted under the program to determine compliance with housing codes and other applicable regulations

Please list those projects that should have been inspected on-site this program year based upon the schedule in §92.504(d). Indicate which of these were inspected and a summary of issues that were detected during the inspection. For those that were not inspected, please indicate the reason and how you will remedy the situation.

As of February 23, 2023, the one multi-family property with 6 HOME assisted units repaid HOME funds back to the Brazoria County. This cancelled the long-term affordability requirement and annual inspection requirement for this property. Therefore, no onsite inspections were required during this performance period.

Provide an assessment of the jurisdiction's affirmative marketing actions for HOME units. 92.351(b)

Brazoria County's has an Affirmative Marketing Plan that plans how we shall market our HOME Rehab/Reconstruction and Homebuyer Assistance programs. Applications are available on the website for the Rehab/Reconstruction program during the month of September. The number of Rehab/Reconstruction applications received always exceed the amount of funding that is allocated to the HOME program. All advertisements for the HOME program contain the equal opportunity housing logo. Fair housing posters are also displayed in the Community Development lobby for all visitors to see.

Refer to IDIS reports to describe the amount and use of program income for projects, including the number of projects and owner and tenant characteristics

During the 2022 Program Year, no program income was receipted.

Describe other actions taken to foster and maintain affordable housing. 91.220(k) (STATES ONLY: Including the coordination of LIHTC with the development of affordable housing). 91.320(j)

While Brazoria County's rate of homeownership is higher than the rest of Texas, the housing in the County is somewhat polarized with the majority being newer/excellent condition or older with housing problems. Two (2) homes were completed this year for the rehab/reconstruction program, and two homes were improved with new onsite septic systems. Brazoria County supports new rental housing complexes utilizing the State's Tax Credit program. Even with the tax credit properties, the State sets the market rate rents which are based on the median income in Brazoria County. With the median income being over \$111,000 for a family of four, many of our single head of household tenants cannot afford the market rate or even the 60% rental rates.

Affordability continues to be the primary barrier to entry into the homeownership, as well as makes housing stability very challenging in the rental market. The department continues outreach and education to foster and maintain affordability specifically with developing relationships with owners, and housing developers.

CR 58- Section 3

Section 3 of the Housing and Urban Development Act of 1968 [12 U.S.C. 1701u and 24 CFR Part 135] represents HUD's policy for providing preference for new employment, training, and contracting opportunities created from the usage of covered HUD funds to low- and very low-income residents of the community where certain funds are spent (regardless of race or gender), and the businesses that substantially employ these persons.

During PY 2022, Brazoria County completed two (2) Section 3 covered activities. As per the Section 3 Report found in the attachment to this CAPER, 1,514 total labor hours have been reported of which 949 hours were Section 3 Worker hours and no hours for targeted Section 3 workers. Efforts used to encourage and/or solicit Section 3 workers included the following:

- Outreach efforts to generate job applicants through Other Funding Targeted Workers
- Outreach efforts to identify and secure bids from Section 3 businesses.
- Assisted residents to apply for/or attend community college or a four year educational institution
- Assisted residents to apply for/or attend vocational training
- Assisted residents to obtain financial literacy training and/or coaching

CR-60 - ESG 91.520(g) (ESG Recipients only)

ESG Supplement to the CAPER in *e-snaps*

For Paperwork Reduction Act

1. Recipient Information—All Recipients Complete

Basic Grant Information

Recipient Name	BRAZORIA COUNTY
Organizational DUNS Number	040341430
EIN/TIN Number	746000044
Identify the Field Office	HOUSTON
Identify CoC(s) in which the recipient or subrecipient(s) will provide ESG assistance	

ESG Contact Name

Prefix	Ms
First Name	Jennifer
Middle Name	L
Last Name	Crainer
Suffix	0
Title	Asst. Director

ESG Contact Address

Street Address 1	1524 E. Mulberry, Suite 162
Street Address 2	0
City	Angleton
State	TX
ZIP Code	77515
Phone Number	9798641220
Extension	0
Fax Number	9798641089
Email Address	jenniferc@brazoria-county.com

ESG Secondary Contact

Prefix	
First Name	
Last Name	
Suffix	
Title	
Phone Number	
Extension	
Email Address	

2. Reporting Period—All Recipients Complete

Program Year Start Date 10/01/2022
Program Year End Date 09/30/2023

3a. Subrecipient Form – Complete one form for each subrecipient

Subrecipient or Contractor Name

Subrecipient or Contractor Name: The Salvation Army of Brazoria County

City: Freeport

State: TX

Zip Code: 77541

DUNS Number: 831530063

Is subrecipient a victim services provider: N

Subrecipient Organization Type: 501(c)(3) Non-profit

ESG Subgrant or Contract Award Amount: 80,000.00

CR-65 - Persons Assisted

The CR-65 accomplishments and data can be found in the attached Sage Report.

4. Persons Served

4a. Complete for Homelessness Prevention Activities

Number of Persons in Households	Total
Adults	0
Children	0
Don't Know/Refused/Other	
Missing Information	
Total	0

Table 16 – Household Information for Homeless Prevention Activities

4b. Complete for Rapid Re-Housing Activities

Number of Persons in Households	Total
Adults	0
Children	0
Don't Know/Refused/Other	
Missing Information	
Total	0

Table 17 – Household Information for Rapid Re-Housing Activities

4c. Complete for Shelter

Number of Persons in Households	Total
Adults	1
Children	0
Don't Know/Refused/Other	
Missing Information	
Total	1

Table 18 – Shelter Information

4d. Street Outreach

Number of Persons in Households	Total
Adults	0
Children	0
Don't Know/Refused/Other	
Missing Information	
Total	0

Table 19 – Household Information for Street Outreach

4e. Totals for all Persons Served with ESG

Number of Persons in Households	Total
Adults	1
Children	0
Don't Know/Refused/Other	
Missing Information	
Total	1

Table 20 – Household Information for Persons Served with ESG

5. Gender—Complete for All Activities

	Total
Male	1
Female	0
Transgender	
Don't Know/Refused/Other	
Missing Information	
Total	1

Table 21 – Gender Information

6. Age—Complete for All Activities

	Total
Under 18	0
18-24	0
25 and over	0
Don't Know/Refused/Other	1
Missing Information	
Total	1

Table 22 – Age Information

7. Special Populations Served—Complete for All Activities

Number of Persons in Households

Subpopulation	Total	Total Persons Served – Prevention	Total Persons Served – RRH	Total Persons Served in Emergency Shelters
Veterans				
Victims of Domestic Violence				
Elderly				
HIV/AIDS				
Chronically Homeless				
Persons with Disabilities:				
Severely Mentally Ill				
Chronic Substance Abuse				
Other Disability				
Total (Unduplicated if possible)				

Table 23 – Special Population Served

CR-70 – ESG 91.520(g) - Assistance Provided and Outcomes

10. Shelter Utilization **

Number of New Units - Rehabbed	0
Number of New Units - Conversion	0
Total Number of bed-nights available	0
Total Number of bed-nights provided	0
Capacity Utilization	-

Table 24 – Shelter Capacity

** Shelter closed during PY 2022 due to renovations, no beds were available.

11. Project Outcomes Data measured under the performance standards developed in consultation with the CoC(s)

Brazoria County no longer receives ESG funding. No project outcome data was measured and can be report. One shelter project remains closed during renovation and is expected to re-open in PY 2024. Due to the ongoing renovation, The Salvation Army was unable to provide emergency shelter for families that were experiencing homelessness.

The Texas Balance of State Continuum of Care Coordinated Entry has been implemented in Brazoria County, with United Way of Brazoria County being the lead agency. Brazoria County is working with the various agencies, which will hopefully be a positive transition to ending homelessness in Brazoria County.

CR-75 – Expenditures

11. Expenditures

11a. ESG Expenditures for Homelessness Prevention

	Dollar Amount of Expenditures in Program Year		
	2020	2021	2022
Expenditures for Rental Assistance			0.00
Expenditures for Housing Relocation and Stabilization Services - Financial Assistance			
Expenditures for Housing Relocation & Stabilization Services - Services			
Expenditures for Homeless Prevention under Emergency Shelter Grants Program			
Subtotal Homelessness Prevention			0.00

Table 25 – ESG Expenditures for Homelessness Prevention

11b. ESG Expenditures for Rapid Re-Housing

	Dollar Amount of Expenditures in Program Year		
	2020	2021	2022
Expenditures for Rental Assistance			0.00
Expenditures for Housing Relocation and Stabilization Services - Financial Assistance			
Expenditures for Housing Relocation & Stabilization Services - Services			
Expenditures for Homeless Assistance under Emergency Shelter Grants Program			
Subtotal Rapid Re-Housing			0.00

Table 26 – ESG Expenditures for Rapid Re-Housing

11c. ESG Expenditures for Emergency Shelter

	Dollar Amount of Expenditures in Program Year		
	2020	2021	2022
Essential Services			
Operations			
Renovation		80,000.00	
Major Rehab			
Conversion			0
Subtotal		80,000.00	0

Table 27 – ESG Expenditures for Emergency Shelter

11d. Other Grant Expenditures

	Dollar Amount of Expenditures in Program Year		
	2020	2021	2022
Street Outreach			
HMIS			0.00
Administration		0.00	0.00

Table 28 - Other Grant Expenditures

11e. Total ESG Grant Funds

Total ESG Funds Expended	2020	2021	2022
		\$80,000.00	\$0.00

Table 29 - Total ESG Funds Expended

11f. Match Source

	2020	2021	2022
Other Non-ESG HUD Funds			
Other Federal Funds			
State Government			
Local Government			
Private Funds			
Other			\$112,056.49
Fees			
Program Income			
Total Match Amount		\$ 0	\$112,056.49

Table 30 - Other Funds Expended on Eligible ESG Activities

11g. Total

Total Amount of Funds Expended on ESG Activities	2020	2021	2022
		\$80,000.00	\$0.00

Table 31 - Total Amount of Funds Expended on ESG Activities

CAPER Attachments

- **Glossary of Acronyms used in CAPER**
- **Analysis of Impediments Update**
- **Financial Summary with backup – PR 26**
- **IDIS Reports (CDBG – PR03, PR23, PR54) (HOME & HOME-ARP – PR22) (ESG – PR91)**
- **Section 3 Report**
- **HOME Match Log**
- **ESG Expenditure Report**
- **ESG Match Log**
- **ESG SAGE HMIS Reporting Repository**
- **CV Reports – SAGE-CV & CV ACCOMPLISHMENTS**
- **Public Notices – English and Spanish**

GLOSSARY OF ACRONYMS USED IN CAPER

ADA	Americans with Disabilities Act	HUB	Historically Underutilized Business
BCCDAB	Brazoria County Community Development Advisory Board	HUD	Housing and Urban Development
BCW	Brazoria County Welfare	IDIS	Integrated Disbursement and Information System
CAPER	Consolidated Annual Performance and Evaluation Report	LBP	Lead Based Paint
CD	Community Development	LMA	Low to Moderate Area
CDBG	Community Development Block Grant	LMI	Low to Moderate Income
CDBG-CV	Community Development Block Grant- CARES Act	LOC	Line of Credit
CHDO	Community Housing Development Organization	LOCCS	Line of Credit Control System
COC	Continuum of Care	LOW/MOD	Low to Moderate
CR	CAPER (screen) Report	MBE	Minority Business Enterprise
DUNS	Data Universal Numbering System	NOFA	Notice of Funding Availability
EIN	Employer Identification Number	OATH	Open Arms Thankful Hearts
EN	Entitlement	OSSF	On Site Sewage Facility
EPA	Environmental Protection Agency	P&A	Planning and Administration
ESG	Emergency Solutions Grant	PF	Public Facility
ESG-CV	Emergency Solutions Grant - CARES Act	PI	Program Income
FEMA	Federal Emergency Management Agency	PR	Program Report
FTHB	First Time HomeBuyer	PS	Public Service
FY	Fiscal Year	PY	Program Year
GPR	Grant Processing Reports	SETH	South East Texas Housing
HMIS	Homeless Management Information System	TIN	Taxpayer Identification Number
HOME	Home Investestment Partnerships Program	TTLM	True To Life Ministry
HOME-ARP	HOME American Rescue Plan	WBE	Women Business Enterprise
HOME-DR	Home Investestment Partnerships Program-Disaster Recovery	YFC	Youth and Family Counseling
HOPWA	Housing Opportunities for Persons With Aids		

Impediment		Action Step	Number of Proposed Actions During PY 2020-PY 2024	Number of Total Actions Taken	# of Actions During PY 2022	PY 2020 Action Step Achievements
Demographic						
	1. Areas of minority and low-income concentrations	1a. Though the County acknowledges the impediment, there is no remedy it can take to address the issue of rural enclaves of minority concentration that were created a century ago and are maintained by minorities by choice.	0	-	-	Not action to be taken.
		1b. County will continue to encourage apartments in areas of opportunity to accept HCVs and Rapid Rehousing vouchers.	4	9	8	Eight new property owners were added to the Section 8 Housing Choice Voucher program during this program year that actually leased to clients. An additional 22 owners were added to our general landlords listing. The Brazoria County Housing Authority received interest from several properties throughout year, and property managers were invited to eight briefings during the program year.
		1c. County will continue to provide funding for public services that are accessible to low-income & minorities.	20	21	11	County provided funding to 11 public service agencies providing educational, food, and health service programs for low-income, minority
		1d. County will continue to provide subsistence payment to prevent homelessness.	225	544	300	One external agency and Brazoria County CD provided assistance to 94 households assisting 300 people to prevent homelessness.
Housing						
	2. Shortage of rental housing	2a. No remedy can be carried out by County to address the shortage of rental housing.	0	-		The County continues to review requests from rental property builders to ensure Consistency with Con Plan.
		2b. The County will continue to seek out potential CHDOs to build affordable rental housing.	2	1	1	Conducted meetings with potential CHDOs (HOME-ARP/CHDO Funding information session- June 2023.)
		2c. The County will continue to support viable Low Income Housing Tax Credit applications.	2			The County continues to review requests from rental property builders to ensure Consistency with Con Plan.
	3. Shortage of rental subsidies	3a. County will continue to request additional HCVs.	2	3	1	Brazoria County Housing Authority applied and received 5 Housing Stability Vouchers during this fiscal year.
		3b. County has no control over level of ESG funds for Rapid Rehousing but will continue to provide assistance.	100	62	0	County received no new ESG funding during this program year.

Impediment		Action Step	Number of Proposed Actions During PY 2020-PY 2024	Number of Total Actions Taken	# of Actions During PY 2022	PY 2020 Action Step Achievements
		3c. County will assist in the CoC applications for area funds to provide permanent supportive housing.	3	2	1	Brazoria County staff attended 10 CoC in-person meetings. For the second year, Brazoria County Community Development provided a letter of support to and an executed a MOU with the CoC Lead Agency (United Way of Brazoria County) for HUD's NOFO funding application. Although the CoC grant was not awarded, Brazoria County Housing Authority received an award of 5 Housing Stability vouchers.
	4. Shortage of affordable owner-occupied housing	4a. County will rehabilitate or reconstruct units.	8	11	2	County completed the reconstruction of 2 housing units.
		4b. County will contact potential CHDOs to encourage certification.	2	5	2	Brazoria County CD department connected continued outreach with non-profit housing developers during this fiscal year and met with two builders/developers and one CHDO (Legacy Community Development Corporation) new to the area to explain the CHDO process.
		4c. Habitat for Humanity will continue to purchase lots and build housing.	3			No action was proposed or taken this fiscal year.
		4d. County will continue to contact Habitat about housing being constructed.	5	1		No known action taken this fiscal year.
		4e. County will continue to provide down-payment and closing cost assistance to first-time homebuyers.	25			County did not provide down payment and closing cost assistance this year, but did refer interested buyers to the Texas State Homebuyer program.
		4f. County will continue to review the State-managed disaster recovery and mitigation projects to ensure homeowners and landlords are able to secure assistance.	10	2	0	No actions taken during this fiscal year.
		4g. County will continue to review changing zoning ordinances and deed restrictions which create barriers to affordable housing.	2			No action was proposed or taken this fiscal year.
	5. Possible predatory lending or denial of loans	5a. The County has no authority to regulate lender requirements.	0			No actions to be taken.
		5b. The County will encourage area providers of homebuyer and financial stability education to market their services.	5			No action was taken this fiscal year.
		5c. The County will require homebuyer and financial stability education to first-time homebuyers receiving assistance and encourage them to attend prior to selecting home.	25			No action was taken this fiscal year.
		5d. The County will conduct an annual fair housing workshop for realtors and lenders linked to the first-time homebuyers program.	5			No local homebuyer programs offered.

Impediment		Action Step	Number of Proposed Actions During PY 2020-PY 2024	Number of Total Actions Taken	# of Actions During PY 2022	PY 2020 Action Step Achievements
	6. Natural disasters such as storm surge, flooding, windstorm damage	6a. The County has no control over natural disasters.	0			No actions to be taken.
		6b. The County will ensure any new homes built with CDBG and HOME funds will comply with flood and windstorm codes.	10	11	2	All homes built with HOME funds complied with flood and windstorm codes.
		6c. All down-payment and closing cost recipients will be required to select homes that comply with flood and windstorm codes.	25			No homebuyer assistance provided during this fiscal year.
		6d. The County will fund drainage projects to prevent flooding.	4			No drainage projects were completed this fiscal year. County is using CDBG-DR funds to improve drainage throughout the County.
	7. Quality infrastructure is limited in some areas	7a. The County will provide CDBG funds to cities for improvements to sidewalks, streets, water lines, water towers, and/or sewer lines.	13	16	2	The County completed 1 water/sewer projects and 1 street project.
	8. Parks and public facilities are insufficient or deteriorating	8a. The County will fund projects for the expansion or improvement of public parks and/or public facilities.	3	5	1	The county completed one (1) park improvement project.
	9. High number of brownfields and toxic substance locations in close proximity to areas of minority & low-income concentrations	9a. The County does not have funds to clean up the brownfields and toxic sites.	0			No actions to be taken.
		9b. The County will review the location of housing assistance and will not allow assistance in areas of close proximity to toxic sites.	5	13	5	All HOME rehab projects are reviewed for toxic sites proximity.
	10. Shortage of grocery stores, pharmacies, big box stores and dollar stores	10a. The County has no available remedy to address the lack of amenities in minority and low-income areas. However, the County will work with the Economic Development Alliance of Brazoria County to identify and implement incentives.	2			Dollar General has built and opened stores in many rural areas, which allows many families access to limited grocery and produce items.
	11. Public transportation is very limited	11a. The County will discuss with Connect Transit the possibility to expand its service throughout the county.	2	1	1	Brazoria County community development attended one community meeting with the Gulf Coast Transit District regarding program changes to increase transit options for low-income persons and the general public in Brazoria County.
	12. Limited LEP resources in schools	12a. The school districts are independent and the County has no authority or influence over their staffing and policies, however the County will entertain CDBG applications for unfunded LEP programs.	2			
	13. Hate crimes, bullying, crime in general	13a. The County will support efforts of its Sheriff Department and city and school district police departments to stem crime through distribution of flyers/posters.	15			No action was proposed or taken this fiscal year.

Impediment		Action Step	Number of Proposed Actions During PY 2020-PY 2024	Number of Total Actions Taken	# of Actions During PY 2022	PY 2020 Action Step Achievements
		13b. The County DA will monitor/investigate complaints filed against law enforcement.	3		0	Per our DA's office, there were no complaints filed against law enforcement that required DA investigation/monitoring.
		13c. Law enforcement and the DA will investigate hate crimes, criminal discrimination and bullying.	10		0	The criminal district attorney's office processes and handles all crimes, not limited to hate crimes, criminal discrimination and bullying.
Legislative and Regulatory						
	14. Not all cities have adequate Fair Housing Ordinances	14a. The County will meet with cities without Fair Housing Ordinances to encourage the establishment of such.	10			No action was taken this fiscal year.
		14b. The County will devote time at CDAB meetings regarding Fair Housing Ordinances.	3			Community Development Advisory Board (CDAB) meetings were canceled due to Covid, but all participating cities declared April as Fair Housing Month.
	15. Not all cities allow group homes.	15a. The County will include a discussion on group homes in CDAB meetings.	5			No action was taken this fiscal year.
	16. Requirement among some cities of concrete driveways and carports	16a. The County will attempt to negotiate with cities about the requirements of driveways, concrete pads for carports and sidewalks when rehabilitating or reconstructing houses.	1			No negotiations were taken this fiscal year.
		16b. The County will advise non-profit developers/builders of affordable housing on requesting waivers from driveway/carport requirements.	2			No action was proposed or taken this fiscal year.
	17. Cities lack understanding about affirmatively furthering fair housing	17a. The County will devote CDAB meetings to discuss the requirements of affirmatively furthering fair housing.	5	1	2	As CDAB meetings were canceled due to Covid the County spoke by phone with the majority of the Cities to discuss the importance of affirmatively furthering fair housing in their City.
		17b. The County will receive any complaints by advocacy groups and individuals regarding perceived violations to the Fair Housing Act.	4			No complaints were received.
		17c. A part of certifying that the County will affirmatively further fair housing, it will review and document its efforts and those of participating municipalities annually	5	1	1	Brazoria County hosted and invited cities to participate in Fair Housing training in April 2023, and two city representatives attended.



PART I: SUMMARY OF CDBG RESOURCES

01 UNEXPENDED CDBG FUNDS AT END OF PREVIOUS PROGRAM YEAR	969,324.51
02 ENTITLEMENT GRANT	1,628,685.00
03 SURPLUS URBAN RENEWAL	0.00
04 SECTION 108 GUARANTEED LOAN FUNDS	0.00
05 CURRENT YEAR PROGRAM INCOME	0.00
05a CURRENT YEAR SECTION 108 PROGRAM INCOME (FOR SI TYPE)	0.00
06 FUNDS RETURNED TO THE LINE-OF-CREDIT	0.00
06a FUNDS RETURNED TO THE LOCAL CDBG ACCOUNT	0.00
07 ADJUSTMENT TO COMPUTE TOTAL AVAILABLE	(1,130.10)
08 TOTAL AVAILABLE (SUM, LINES 01-07)	2,596,879.41

PART II: SUMMARY OF CDBG EXPENDITURES

09 DISBURSEMENTS OTHER THAN SECTION 108 REPAYMENTS AND PLANNING/ADMINISTRATION	1,063,285.23
10 ADJUSTMENT TO COMPUTE TOTAL AMOUNT SUBJECT TO LOW/MOD BENEFIT	0.00
11 AMOUNT SUBJECT TO LOW/MOD BENEFIT (LINE 09 + LINE 10)	1,063,285.23
12 DISBURSED IN IDIS FOR PLANNING/ADMINISTRATION	267,151.70
13 DISBURSED IN IDIS FOR SECTION 108 REPAYMENTS	0.00
14 ADJUSTMENT TO COMPUTE TOTAL EXPENDITURES	0.00
15 TOTAL EXPENDITURES (SUM, LINES 11-14)	1,330,436.93
16 UNEXPENDED BALANCE (LINE 08 - LINE 15)	1,266,442.48

PART III: LOWMOD BENEFIT THIS REPORTING PERIOD

17 EXPENDED FOR LOW/MOD HOUSING IN SPECIAL AREAS	0.00
18 EXPENDED FOR LOW/MOD MULTI-UNIT HOUSING	0.00
19 DISBURSED FOR OTHER LOW/MOD ACTIVITIES	1,061,124.86
20 ADJUSTMENT TO COMPUTE TOTAL LOW/MOD CREDIT	0.00
21 TOTAL LOW/MOD CREDIT (SUM, LINES 17-20)	1,061,124.86
22 PERCENT LOW/MOD CREDIT (LINE 21/LINE 11)	99.80%

LOW/MOD BENEFIT FOR MULTI-YEAR CERTIFICATIONS

23 PROGRAM YEARS(PY) COVERED IN CERTIFICATION	PY: 2020 PY: 2021 PY: 2022
24 CUMULATIVE NET EXPENDITURES SUBJECT TO LOW/MOD BENEFIT CALCULATION	5,628,072.52
25 CUMULATIVE EXPENDITURES BENEFITING LOW/MOD PERSONS	5,589,342.82
26 PERCENT BENEFIT TO LOW/MOD PERSONS (LINE 25/LINE 24)	99.31%

PART IV: PUBLIC SERVICE (PS) CAP CALCULATIONS

27 DISBURSED IN IDIS FOR PUBLIC SERVICES	219,620.30
28 PS UNLIQUIDATED OBLIGATIONS AT END OF CURRENT PROGRAM YEAR	0.00
29 PS UNLIQUIDATED OBLIGATIONS AT END OF PREVIOUS PROGRAM YEAR	0.00
30 ADJUSTMENT TO COMPUTE TOTAL PS OBLIGATIONS	0.00
31 TOTAL PS OBLIGATIONS (LINE 27 + LINE 28 - LINE 29 + LINE 30)	219,620.30
32 ENTITLEMENT GRANT	1,628,685.00
33 PRIOR YEAR PROGRAM INCOME	0.00
34 ADJUSTMENT TO COMPUTE TOTAL SUBJECT TO PS CAP	0.00
35 TOTAL SUBJECT TO PS CAP (SUM, LINES 32-34)	1,628,685.00
36 PERCENT FUNDS OBLIGATED FOR PS ACTIVITIES (LINE 31/LINE 35)	13.48%

PART V: PLANNING AND ADMINISTRATION (PA) CAP

37 DISBURSED IN IDIS FOR PLANNING/ADMINISTRATION	267,151.70
38 PA UNLIQUIDATED OBLIGATIONS AT END OF CURRENT PROGRAM YEAR	163,183.54
39 PA UNLIQUIDATED OBLIGATIONS AT END OF PREVIOUS PROGRAM YEAR	0.00
40 ADJUSTMENT TO COMPUTE TOTAL PA OBLIGATIONS	0.00
41 TOTAL PA OBLIGATIONS (LINE 37 + LINE 38 - LINE 39 +LINE 40)	430,335.24
42 ENTITLEMENT GRANT	1,628,685.00
43 CURRENT YEAR PROGRAM INCOME	0.00
44 ADJUSTMENT TO COMPUTE TOTAL SUBJECT TO PA CAP	0.00
45 TOTAL SUBJECT TO PA CAP (SUM, LINES 42-44)	1,628,685.00
46 PERCENT FUNDS OBLIGATED FOR PA ACTIVITIES (LINE 41/LINE 45)	26.42%



Office of Community Planning and Development
 U.S. Department of Housing and Urban Development
 Integrated Disbursement and Information System
 PR26 - CDBG Financial Summary Report
 Program Year 2022
 BRAZORIA COUNTY , TX

DATE: 11-17-23
 TIME: 14:22
 PAGE: 2

LINE 17 DETAIL: ACTIVITIES TO CONSIDER IN DETERMINING THE AMOUNT TO ENTER ON LINE 17

No data returned for this view. This might be because the applied filter excludes all data.

LINE 18 DETAIL: ACTIVITIES TO CONSIDER IN DETERMINING THE AMOUNT TO ENTER ON LINE 18

No data returned for this view. This might be because the applied filter excludes all data.

LINE 19 DETAIL: ACTIVITIES INCLUDED IN THE COMPUTATION OF LINE 19

Plan Year	IDIS Project	IDIS Activity	Voucher Number	Activity Name	Matrix Code	National Objective	Drawn Amount
2022	1	1791	6735949	Alvin Park Improvements 2022	03F	LMA	\$2,970.34
2022	1	1791	6814955	Alvin Park Improvements 2022	03F	LMA	\$28,029.66
2022	2	1792	6723098	Bailey's Prairie Park Improvements	03F	LMA	\$3,996.30
2022	2	1792	6735949	Bailey's Prairie Park Improvements	03F	LMA	\$813.84
					03F	Matrix Code	\$35,810.14
2020	15	1712	6765351	Sweeny Waste Water Treatment Plant Improvements	03J	LMA	\$35,800.00
2021	5	1758	6735949	Freeport Sewer Improvements	03J	LMA	\$163,936.75
2021	5	1758	6750011	Freeport Sewer Improvements	03J	LMA	\$8,628.25
2022	3	1793	6723098	Clute Water Improvements	03J	LMA	\$7,039.80
2022	3	1793	6735949	Clute Water Improvements	03J	LMA	\$370.35
2022	3	1793	6814955	Clute Water Improvements	03J	LMA	\$187,598.40
2022	3	1793	6825286	Clute Water Improvements	03J	LMA	\$85,562.00
2022	4	1794	6723098	Danbury Water Plant Improvements	03J	LMA	\$3,219.30
2022	4	1794	6735949	Danbury Water Plant Improvements	03J	LMA	\$1,220.50
2022	4	1794	6825286	Danbury Water Plant Improvements	03J	LMA	\$30,040.20
2022	4	1794	6830197	Danbury Water Plant Improvements	03J	LMA	\$41,350.50
2022	6	1796	6723098	Oyster Creek Sewer Improvements	03J	LMA	\$1,345.50
2022	6	1796	6735949	Oyster Creek Sewer Improvements	03J	LMA	\$983.46
					03J	Matrix Code	\$567,095.01
2022	5	1795	6723098	Hastings Street Improvements	03K	LMA	\$3,232.50
2022	5	1795	6735949	Hastings Street Improvements	03K	LMA	\$370.34
2022	5	1795	6765346	Hastings Street Improvements	03K	LMA	\$7,494.37
2022	8	1798	6723098	Surfside Street Improvements	03K	LMA	\$994.50
2022	8	1798	6735949	Surfside Street Improvements	03K	LMA	\$3,910.34
2022	8	1798	6750011	Surfside Street Improvements	03K	LMA	\$1,062.64
2022	8	1798	6814955	Surfside Street Improvements	03K	LMA	\$167,533.12
					03K	Matrix Code	\$184,597.81
2022	7	1797	6723098	Oyster Creek VFD Generator	03O	LMA	\$1,658.25
2022	7	1797	6735949	Oyster Creek VFD Generator	03O	LMA	\$97.25
					03O	Matrix Code	\$1,755.50
2022	10	1800	6723098	ActionS Homebound Meals	05A	LMC	\$2,596.59
2022	10	1800	6750011	ActionS Homebound Meals	05A	LMC	\$4,571.91
2022	10	1800	6765346	ActionS Homebound Meals	05A	LMC	\$1,115.10
2022	10	1800	6777148	ActionS Homebound Meals	05A	LMC	\$1,354.05
2022	10	1800	6789653	ActionS Homebound Meals	05A	LMC	\$2,102.76
2022	10	1800	6800645	ActionS Homebound Meals	05A	LMC	\$3,170.07
2022	10	1800	6814955	ActionS Homebound Meals	05A	LMC	\$89.52
2022	11	1801	6723098	ActionS Transportation	05A	LMC	\$3,352.00
2022	11	1801	6750011	ActionS Transportation	05A	LMC	\$5,360.00
2022	11	1801	6765346	ActionS Transportation	05A	LMC	\$1,808.00
2022	11	1801	6777148	ActionS Transportation	05A	LMC	\$640.00
2022	11	1801	6789653	ActionS Transportation	05A	LMC	\$2,000.00
2022	11	1801	6800645	ActionS Transportation	05A	LMC	\$2,000.00
2022	11	1801	6814955	ActionS Transportation	05A	LMC	\$520.00
2022	11	1801	6825286	ActionS Transportation	05A	LMC	\$1,800.00
2022	11	1801	6830197	ActionS Transportation	05A	LMC	\$2,520.00
					05A	Matrix Code	\$35,000.00
2022	17	1809	6777148	Dream Center	05D	LMC	\$11,981.39
2022	17	1809	6789653	Dream Center	05D	LMC	\$12,628.95



Office of Community Planning and Development
 U.S. Department of Housing and Urban Development
 Integrated Disbursement and Information System
 PR26 - CDBG Financial Summary Report
 Program Year 2022
 BRAZORIA COUNTY , TX

DATE: 11-17-23
 TIME: 14:22
 PAGE: 3

Plan Year	IDIS Project	IDIS Activity	Voucher Number	Activity Name	Matrix Code	National Objective	Drawn Amount
2022	17	1809	6800645	Dream Center	05D	LMC	\$4,031.65
2022	17	1809	6814955	Dream Center	05D	LMC	\$1,998.01
					05D	Matrix Code	\$30,640.00
2022	20	1815	6765346	Refuge for Women	05G	LMC	\$15,886.34
2022	20	1815	6814955	Refuge for Women	05G	LMC	\$9,113.66
					05G	Matrix Code	\$25,000.00
2022	15	1807	6765346	Brazosport College Continuing Education Program	05H	LMC	\$8,914.50
2022	15	1807	6800645	Brazosport College Continuing Education Program	05H	LMC	\$2,821.50
					05H	Matrix Code	\$11,736.00
2022	12	1802	6735949	Boys & Girls Club- Precinct 1	05L	LMC	\$4,339.25
2022	12	1802	6765346	Boys & Girls Club- Precinct 1	05L	LMC	\$3,225.75
2022	12	1802	6800645	Boys & Girls Club- Precinct 1	05L	LMC	\$2,435.00
2022	12	1803	6735949	Boys & Girls Club- Precinct 2	05L	LMC	\$3,919.25
2022	12	1803	6765346	Boys & Girls Club- Precinct 2	05L	LMC	\$3,080.75
2022	12	1804	6735949	Boys & Girls Club- Precinct 4	05L	LMC	\$1,087.50
2022	12	1804	6765346	Boys & Girls Club- Precinct 4	05L	LMC	\$1,368.75
2022	12	1804	6800645	Boys & Girls Club- Precinct 4	05L	LMC	\$5,502.50
2022	12	1804	6830197	Boys & Girls Club- Precinct 4	05L	LMC	\$2,041.25
2022	19	1811	6765346	Junior Achievement- Pct 1	05L	LMC	\$1,771.39
2022	19	1811	6777148	Junior Achievement- Pct 1	05L	LMC	\$70.00
2022	19	1811	6800645	Junior Achievement- Pct 1	05L	LMC	\$998.13
2022	19	1811	6825286	Junior Achievement- Pct 1	05L	LMC	\$991.58
2022	19	1814	6765346	Junior Achievement- Pct 4	05L	LMC	\$722.70
2022	19	1814	6825286	Junior Achievement- Pct 4	05L	LMC	\$1,441.14
					05L	Matrix Code	\$32,994.94
2022	13	1805	6735949	Brazoria County Prescription Assistance Program	05M	LMC	\$60.26
2022	13	1805	6777148	Brazoria County Prescription Assistance Program	05M	LMC	\$11,246.26
2022	13	1805	6789653	Brazoria County Prescription Assistance Program	05M	LMC	\$54.37
2022	13	1805	6814955	Brazoria County Prescription Assistance Program	05M	LMC	\$57.64
2022	13	1805	6825286	Brazoria County Prescription Assistance Program	05M	LMC	\$6,739.15
					05M	Matrix Code	\$18,157.68
2022	16	1808	6723098	Counseling Connections for Change	05O	LMC	\$510.00
2022	16	1808	6735949	Counseling Connections for Change	05O	LMC	\$765.00
2022	16	1808	6750011	Counseling Connections for Change	05O	LMC	\$340.00
2022	16	1808	6765346	Counseling Connections for Change	05O	LMC	\$3,825.00
2022	16	1808	6789653	Counseling Connections for Change	05O	LMC	\$3,030.00
2022	16	1808	6800645	Counseling Connections for Change	05O	LMC	\$4,080.00
2022	16	1808	6814955	Counseling Connections for Change	05O	LMC	\$2,125.00
2022	16	1808	6825286	Counseling Connections for Change	05O	LMC	\$325.00
2022	18	1810	6723098	Gathering Place Alzheimer's Program	05O	LMC	\$2,242.10
2022	18	1810	6735949	Gathering Place Alzheimer's Program	05O	LMC	\$1,269.64
2022	18	1810	6750011	Gathering Place Alzheimer's Program	05O	LMC	\$1,860.64
2022	18	1810	6765346	Gathering Place Alzheimer's Program	05O	LMC	\$1,171.96
2022	18	1810	6777148	Gathering Place Alzheimer's Program	05O	LMC	\$717.75
2022	18	1810	6789653	Gathering Place Alzheimer's Program	05O	LMC	\$1,164.34
2022	18	1810	6800645	Gathering Place Alzheimer's Program	05O	LMC	\$881.22
2022	18	1810	6814955	Gathering Place Alzheimer's Program	05O	LMC	\$1,465.87
2022	18	1810	6825286	Gathering Place Alzheimer's Program	05O	LMC	\$1,362.62
2022	18	1810	6830197	Gathering Place Alzheimer's Program	05O	LMC	\$161.56
					05O	Matrix Code	\$27,297.70
2022	21	1816	6723098	Salvation Army Subsistence program	05Q	LMC	\$9,910.30
2022	21	1816	6735949	Salvation Army Subsistence program	05Q	LMC	\$5,699.55
2022	21	1816	6750011	Salvation Army Subsistence program	05Q	LMC	\$1,390.15
					05Q	Matrix Code	\$17,000.00
2022	14	1806	6735949	Brazosport Cares Food Pantry	05W	LMC	\$16,299.00
2022	14	1806	6777148	Brazosport Cares Food Pantry	05W	LMC	\$4,533.06
2022	14	1806	6814955	Brazosport Cares Food Pantry	05W	LMC	\$961.92
					05W	Matrix Code	\$21,793.98
2021	2	1790	6723098	ALV - CR529 - KW	14A	LMH	\$1,606.40
2021	2	1790	6765346	ALV - CR529 - KW	14A	LMH	\$11,910.00
					14A	Matrix Code	\$13,516.40
2022	9	1799	6723098	West Columbia Capitol Replica Rehab	16B	LMA	\$1,442.50
2022	9	1799	6735949	West Columbia Capitol Replica Rehab	16B	LMA	\$557.20
2022	9	1799	6814955	West Columbia Capitol Replica Rehab	16B	LMA	\$36,730.00
					16B	Matrix Code	\$38,729.70
Total							\$1,061,124.86



Office of Community Planning and Development
 U.S. Department of Housing and Urban Development
 Integrated Disbursement and Information System
 PR26 - CDBG Financial Summary Report
 Program Year 2022
 BRAZORIA COUNTY , TX

DATE: 11-17-23
 TIME: 14:22
 PAGE: 4

Plan Year	IDIS Project	IDIS Activity	Voucher Number	Activity to prevent, prepare for, and respond to Coronavirus	Activity Name	Grant Number	Fund Type	Matrix Code	National Objective	Drawn Amount
2022	10	1800	6723098	No	ActionS Homebound Meals	B22UC480005	EN	05A	LMC	\$2,596.59
2022	10	1800	6750011	No	ActionS Homebound Meals	B22UC480005	EN	05A	LMC	\$4,571.91
2022	10	1800	6765346	No	ActionS Homebound Meals	B22UC480005	EN	05A	LMC	\$1,115.10
2022	10	1800	6777148	No	ActionS Homebound Meals	B22UC480005	EN	05A	LMC	\$1,354.05
2022	10	1800	6789653	No	ActionS Homebound Meals	B22UC480005	EN	05A	LMC	\$2,102.76
2022	10	1800	6800645	No	ActionS Homebound Meals	B22UC480005	EN	05A	LMC	\$3,170.07
2022	10	1800	6814955	No	ActionS Homebound Meals	B22UC480005	EN	05A	LMC	\$89.52
2022	11	1801	6723098	No	ActionS Transportation	B22UC480005	EN	05A	LMC	\$3,352.00
2022	11	1801	6750011	No	ActionS Transportation	B22UC480005	EN	05A	LMC	\$5,360.00
2022	11	1801	6765346	No	ActionS Transportation	B22UC480005	EN	05A	LMC	\$1,808.00
2022	11	1801	6777148	No	ActionS Transportation	B22UC480005	EN	05A	LMC	\$640.00
2022	11	1801	6789653	No	ActionS Transportation	B22UC480005	EN	05A	LMC	\$2,000.00
2022	11	1801	6800645	No	ActionS Transportation	B22UC480005	EN	05A	LMC	\$2,000.00
2022	11	1801	6814955	No	ActionS Transportation	B22UC480005	EN	05A	LMC	\$520.00
2022	11	1801	6825286	No	ActionS Transportation	B22UC480005	EN	05A	LMC	\$1,800.00
2022	11	1801	6830197	No	ActionS Transportation	B22UC480005	EN	05A	LMC	\$2,520.00
									Matrix Code	\$35,000.00
2022	17	1809	6777148	No	Dream Center	B22UC480005	EN	05D	LMC	\$11,981.39
2022	17	1809	6789653	No	Dream Center	B22UC480005	EN	05D	LMC	\$12,628.95
2022	17	1809	6800645	No	Dream Center	B22UC480005	EN	05D	LMC	\$4,031.65
2022	17	1809	6814955	No	Dream Center	B22UC480005	EN	05D	LMC	\$1,998.01
									Matrix Code	\$30,640.00
2022	20	1815	6765346	No	Refuge for Women	B22UC480005	EN	05G	LMC	\$15,886.34
2022	20	1815	6814955	No	Refuge for Women	B22UC480005	EN	05G	LMC	\$9,113.66
									Matrix Code	\$25,000.00
2022	15	1807	6765346	No	Brazosport College Continuing Education Program	B22UC480005	EN	05H	LMC	\$8,914.50
2022	15	1807	6800645	No	Brazosport College Continuing Education Program	B22UC480005	EN	05H	LMC	\$2,821.50
									Matrix Code	\$11,736.00
2022	12	1802	6735949	No	Boys & Girls Club- Precinct 1	B22UC480005	EN	05L	LMC	\$4,339.25
2022	12	1802	6765346	No	Boys & Girls Club- Precinct 1	B22UC480005	EN	05L	LMC	\$3,225.75
2022	12	1802	6800645	No	Boys & Girls Club- Precinct 1	B22UC480005	EN	05L	LMC	\$2,435.00
2022	12	1803	6735949	No	Boys & Girls Club- Precinct 2	B22UC480005	EN	05L	LMC	\$3,919.25
2022	12	1803	6765346	No	Boys & Girls Club- Precinct 2	B22UC480005	EN	05L	LMC	\$3,080.75
2022	12	1804	6735949	No	Boys & Girls Club- Precinct 4	B22UC480005	EN	05L	LMC	\$1,087.50
2022	12	1804	6765346	No	Boys & Girls Club- Precinct 4	B22UC480005	EN	05L	LMC	\$1,368.75
2022	12	1804	6800645	No	Boys & Girls Club- Precinct 4	B22UC480005	EN	05L	LMC	\$5,502.50
2022	12	1804	6830197	No	Boys & Girls Club- Precinct 4	B22UC480005	EN	05L	LMC	\$2,041.25
2022	19	1811	6765346	No	Junior Achievement- Pct 1	B22UC480005	EN	05L	LMC	\$1,771.39
2022	19	1811	6777148	No	Junior Achievement- Pct 1	B22UC480005	EN	05L	LMC	\$70.00
2022	19	1811	6800645	No	Junior Achievement- Pct 1	B22UC480005	EN	05L	LMC	\$998.13
2022	19	1811	6825286	No	Junior Achievement- Pct 1	B22UC480005	EN	05L	LMC	\$991.58
2022	19	1814	6765346	No	Junior Achievement- Pct 4	B22UC480005	EN	05L	LMC	\$722.70
2022	19	1814	6825286	No	Junior Achievement- Pct 4	B22UC480005	EN	05L	LMC	\$1,441.14
									Matrix Code	\$32,994.94
2022	13	1805	6735949	No	Brazoria County Prescription Assistance Program	B22UC480005	EN	05M	LMC	\$60.26
2022	13	1805	6777148	No	Brazoria County Prescription Assistance Program	B22UC480005	EN	05M	LMC	\$11,246.26
2022	13	1805	6789653	No	Brazoria County Prescription Assistance Program	B22UC480005	EN	05M	LMC	\$54.37
2022	13	1805	6814955	No	Brazoria County Prescription Assistance Program	B22UC480005	EN	05M	LMC	\$57.64
2022	13	1805	6825286	No	Brazoria County Prescription Assistance Program	B22UC480005	EN	05M	LMC	\$6,739.15
									Matrix Code	\$18,157.68
2022	16	1808	6723098	No	Counseling Connections for Change	B22UC480005	EN	05O	LMC	\$510.00
2022	16	1808	6735949	No	Counseling Connections for Change	B22UC480005	EN	05O	LMC	\$765.00
2022	16	1808	6750011	No	Counseling Connections for Change	B22UC480005	EN	05O	LMC	\$340.00
2022	16	1808	6765346	No	Counseling Connections for Change	B22UC480005	EN	05O	LMC	\$3,825.00
2022	16	1808	6789653	No	Counseling Connections for Change	B22UC480005	EN	05O	LMC	\$3,030.00
2022	16	1808	6800645	No	Counseling Connections for Change	B22UC480005	EN	05O	LMC	\$4,080.00
2022	16	1808	6814955	No	Counseling Connections for Change	B22UC480005	EN	05O	LMC	\$2,125.00
2022	16	1808	6825286	No	Counseling Connections for Change	B22UC480005	EN	05O	LMC	\$325.00
2022	18	1810	6723098	No	Gathering Place Alzheimer's Program	B22UC480005	EN	05O	LMC	\$2,242.10
2022	18	1810	6735949	No	Gathering Place Alzheimer's Program	B22UC480005	EN	05O	LMC	\$1,269.64
2022	18	1810	6750011	No	Gathering Place Alzheimer's Program	B22UC480005	EN	05O	LMC	\$1,860.64
2022	18	1810	6765346	No	Gathering Place Alzheimer's Program	B22UC480005	EN	05O	LMC	\$1,171.96
2022	18	1810	6777148	No	Gathering Place Alzheimer's Program	B22UC480005	EN	05O	LMC	\$717.75
2022	18	1810	6789653	No	Gathering Place Alzheimer's Program	B22UC480005	EN	05O	LMC	\$1,164.34
2022	18	1810	6800645	No	Gathering Place Alzheimer's Program	B22UC480005	EN	05O	LMC	\$881.22
2022	18	1810	6814955	No	Gathering Place Alzheimer's Program	B22UC480005	EN	05O	LMC	\$1,465.87
2022	18	1810	6825286	No	Gathering Place Alzheimer's Program	B22UC480005	EN	05O	LMC	\$1,362.62



U.S. Department of Housing and Urban Development
 Office of Community Planning and Development
 Integrated Disbursement and Information System
 CDBG Activity Summary Report (GPR) for Program Year 2022
 BRAZORIA COUNTY

Date: 17-Nov-2023
 Time: 14:17
 Page: 1

PGM Year: 1994
Project: 0002 - CONVERTED CDBG ACTIVITIES
IDIS Activity: 2 - CDBG COMMITTED FUNDS ADJUSTMENT

Status: Open
Location: ,
Objective:
Outcome:
Matrix Code: General Program Administration (21A) **National Objective:**

Activity to prevent, prepare for, and respond to Coronavirus: No

Initial Funding Date: 01/01/0001

Description:

Financing

	Fund Type	Grant Year	Grant	Funded Amount	Drawn In Program Year	Drawn Thru Program Year
CDBG	EN	1995	B95UC480005		\$0.00	(\$37,890.68)
		1996	B96UC480005		\$0.00	\$37,890.68
		1999	B99UC480005		\$0.00	\$0.00
		2011	B11UC480005		\$0.00	\$0.00
Total	Total			\$0.00	\$0.00	\$0.00

Proposed Accomplishments

Actual Accomplishments

Number assisted:

	Owner		Renter		Total		Person	
	Total	Hispanic	Total	Hispanic	Total	Hispanic	Total	Hispanic
White:					0	0		
Black/African American:					0	0		
Asian:					0	0		
American Indian/Alaskan Native:					0	0		
Native Hawaiian/Other Pacific Islander:					0	0		
American Indian/Alaskan Native & White:					0	0		
Asian White:					0	0		
Black/African American & White:					0	0		
American Indian/Alaskan Native & Black/African American:					0	0		
Other multi-racial:					0	0		
Asian/Pacific Islander:					0	0		
Hispanic:					0	0		



U.S. Department of Housing and Urban Development
 Office of Community Planning and Development
 Integrated Disbursement and Information System
 CDBG Activity Summary Report (GPR) for Program Year 2022
 BRAZORIA COUNTY

Date: 17-Nov-2023
 Time: 14:17
 Page: 2

Total: 0 0 0 0 0 0 0 0

Female-headed Households: 0

Income Category:

	Owner	Renter	Total	Person
Extremely Low			0	
Low Mod			0	
Moderate			0	
Non Low Moderate			0	
Total	0	0	0	0
Percent Low/Mod				

Annual Accomplishments

No data returned for this view. This might be because the applied filter excludes all data.



U.S. Department of Housing and Urban Development
 Office of Community Planning and Development
 Integrated Disbursement and Information System
 CDBG Activity Summary Report (GPR) for Program Year 2022
 BRAZORIA COUNTY

Date: 17-Nov-2023
 Time: 14:17
 Page: 3

PGM Year: 2020
Project: 0015 - Sweeny Waste Water Treatment Plant Improvements
IDIS Activity: 1712 - Sweeny Waste Water Treatment Plant Improvements

Status: Completed 5/5/2023 3:36:07 PM Objective: Create suitable living environments
 Location: 2607 Ave A Sweeny, TX 77480 Outcome: Availability/accessibility
 Matrix Code: Water/Sewer Improvements (03J) National Objective: LMA

Activity to prevent, prepare for, and respond to Coronavirus: No

Initial Funding Date: 11/13/2020

Description:
 The City of Sweeny will replace a non-functioning aerator at their Waste Water Treatment Plant.

Financing

	Fund Type	Grant Year	Grant	Funded Amount	Drawn In Program Year	Drawn Thru Program Year
CDBG	EN	2020	B20UC480005	\$190,000.00	\$35,800.00	\$190,000.00
Total	Total			\$190,000.00	\$35,800.00	\$190,000.00

Proposed Accomplishments
 People (General) : 3,650
 Total Population in Service Area: 3,650
 Census Tract Percent Low / Mod: 56.90

Annual Accomplishments

Years	Accomplishment Narrative	# Benefitting
2020	Project completed - working on close out paperwork.	
2022	City of Sweeny completed installation of new aerator at their Wastewater Treatment Plant. Project was significantly delayed due to supply chain issues, and unforeseen electrical issues. Certificate of construction completion was issued on October 27, 2022.	



U.S. Department of Housing and Urban Development
 Office of Community Planning and Development
 Integrated Disbursement and Information System
 CDBG Activity Summary Report (GPR) for Program Year 2022
 BRAZORIA COUNTY

Date: 17-Nov-2023
 Time: 14:17
 Page: 4

PGM Year: 2021
Project: 0005 - Freeport Sewer Improvements
IDIS Activity: 1758 - Freeport Sewer Improvements

Status: Completed 5/5/2023 3:37:19 PM Objective: Create suitable living environments
 Location: Ave H Freeport, TX 77541 Outcome: Availability/accessibility
 Matrix Code: Water/Sewer Improvements (03J) National Objective: LMA

Activity to prevent, prepare for, and respond to Coronavirus: No

Initial Funding Date: 11/29/2021

Description:
 The City of Freeport will replace approximately 1,800 linear feet of 10-inch PVC sanitary sewer by pipe bursting and rehabilitate 6 brickconcrete manholes along Ave H from Yellowstone Street to Sweeny Road.
 The sanitary sewer line will be replaced with PVC and the manholes will be rehabbed with cured-in-place (CIPP) spray- or hand-applied polymer linings or cementitious mortar linings.

Financing

	Fund Type	Grant Year	Grant	Funded Amount	Drawn In Program Year	Drawn Thru Program Year
CDBG	EN	2019	B19UC480005	\$40,000.00	\$40,000.00	\$40,000.00
		2021	B21UC480005	\$134,965.00	\$132,565.00	\$134,965.00
Total	Total			\$174,965.00	\$172,565.00	\$174,965.00

Proposed Accomplishments
 People (General) : 75
 Total Population in Service Area: 75
 Census Tract Percent Low / Mod: 81.30

Annual Accomplishments

Years	Accomplishment Narrative	# Benefitting
2021	Activity underway. Construction started in August 2021 and project is approximately 75% complete.	
2022	Replaced 1800 LF of 10 inch sanitary sewer line and rehabilitated six manholes.	



U.S. Department of Housing and Urban Development
 Office of Community Planning and Development
 Integrated Disbursement and Information System
 CDBG Activity Summary Report (GPR) for Program Year 2022
 BRAZORIA COUNTY

Date: 17-Nov-2023
 Time: 14:17
 Page: 5

PGM Year: 2021
Project: 0021 - CDBG General Administration
IDIS Activity: 1779 - CDBG General Administration
Status: Open
Location: ,
Objective:
Outcome:
Matrix Code: General Program Administration (21A) **National Objective:**

Activity to prevent, prepare for, and respond to Coronavirus: No

Initial Funding Date: 11/29/2021

Description:
 These funds will be used to pay for the administrative costs associated with the general management, oversight and coordination of the CDBG Program, including any direct staff and consulting services.

Financing

	Fund Type	Grant Year	Grant	Funded Amount	Drawn In Program Year	Drawn Thru Program Year
CDBG	EN	2021	B21UC480005	\$201,210.02	\$146,573.54	\$198,292.91
	LA	2021	B21UC480005	\$2,917.11	\$0.00	\$2,917.11
Total	Total			\$204,127.13	\$146,573.54	\$201,210.02

Proposed Accomplishments

Actual Accomplishments

Number assisted:

	Owner		Renter		Total		Person	
	Total	Hispanic	Total	Hispanic	Total	Hispanic	Total	Hispanic
White:					0	0		
Black/African American:					0	0		
Asian:					0	0		
American Indian/Alaskan Native:					0	0		
Native Hawaiian/Other Pacific Islander:					0	0		
American Indian/Alaskan Native & White:					0	0		
Asian White:					0	0		
Black/African American & White:					0	0		
American Indian/Alaskan Native & Black/African American:					0	0		
Other multi-racial:					0	0		
Asian/Pacific Islander:					0	0		
Hispanic:					0	0		



U.S. Department of Housing and Urban Development
 Office of Community Planning and Development
 Integrated Disbursement and Information System
 CDBG Activity Summary Report (GPR) for Program Year 2022
 BRAZORIA COUNTY

Date: 17-Nov-2023
 Time: 14:17
 Page: 6

Total: 0 0 0 0 0 0 0 0

Female-headed Households: 0

Income Category:

	Owner	Renter	Total	Person
Extremely Low			0	
Low Mod			0	
Moderate			0	
Non Low Moderate			0	
Total	0	0	0	0
Percent Low/Mod				

Annual Accomplishments

No data returned for this view. This might be because the applied filter excludes all data.



U.S. Department of Housing and Urban Development
 Office of Community Planning and Development
 Integrated Disbursement and Information System
 CDBG Activity Summary Report (GPR) for Program Year 2022
 BRAZORIA COUNTY

Date: 17-Nov-2023
 Time: 14:17
 Page: 7

PGM Year: 2021
Project: 0002 - Brazoria County Septic Program
IDIS Activity: 1789 - ALV - CR865 - SD
Status: Completed 12/31/2022 12:00:00 AM
Location: 7218 County Road 865 Alvin, TX 77511-6294
Objective: Provide decent affordable housing
Outcome: Affordability
Matrix Code: Rehab; Single-Unit Residential (14A) **National Objective:** LMH

Activity to prevent, prepare for, and respond to Coronavirus: No

Initial Funding Date: 06/29/2022

Description:
 Replace inadequate septic system for lowmod single family homeowner.

Financing

	Fund Type	Grant Year	Grant	Funded Amount	Drawn In Program Year	Drawn Thru Program Year
CDBG	EN	2020	B20UC480005	\$1,130.10	\$0.00	\$1,130.10
		2021	B21UC480005	\$15,000.00	\$0.00	\$15,000.00
Total	Total			\$16,130.10	\$0.00	\$16,130.10

Proposed Accomplishments

Housing Units : 1

Actual Accomplishments

Number assisted:

	Owner		Renter		Total		Person	
	Total	Hispanic	Total	Hispanic	Total	Hispanic	Total	Hispanic
White:	1	0	0	0	1	0	0	0
Black/African American:	0	0	0	0	0	0	0	0
Asian:	0	0	0	0	0	0	0	0
American Indian/Alaskan Native:	0	0	0	0	0	0	0	0
Native Hawaiian/Other Pacific Islander:	0	0	0	0	0	0	0	0
American Indian/Alaskan Native & White:	0	0	0	0	0	0	0	0
Asian White:	0	0	0	0	0	0	0	0
Black/African American & White:	0	0	0	0	0	0	0	0
American Indian/Alaskan Native & Black/African American:	0	0	0	0	0	0	0	0
Other multi-racial:	0	0	0	0	0	0	0	0
Asian/Pacific Islander:	0	0	0	0	0	0	0	0
Hispanic:	0	0	0	0	0	0	0	0



U.S. Department of Housing and Urban Development
 Office of Community Planning and Development
 Integrated Disbursement and Information System
 CDBG Activity Summary Report (GPR) for Program Year 2022
 BRAZORIA COUNTY

Date: 17-Nov-2023
 Time: 14:17
 Page: 8

Total:	1	0	0	0	1	0	0	0
Female-headed Households:	0		0		0			

Income Category:

	Owner	Renter	Total	Person
Extremely Low	0	0	0	0
Low Mod	1	0	1	0
Moderate	0	0	0	0
Non Low Moderate	0	0	0	0
Total	1	0	1	0
Percent Low/Mod	100.0%		100.0%	

Annual Accomplishments

Years	Accomplishment Narrative	# Benefitting
2021	Replacing inadequate septic system for low/mod single family homeowner.	
2022	Activity completed. Installed new septic system for one low/mod single family homeowner.	



U.S. Department of Housing and Urban Development
 Office of Community Planning and Development
 Integrated Disbursement and Information System
 CDBG Activity Summary Report (GPR) for Program Year 2022
 BRAZORIA COUNTY

Date: 17-Nov-2023
 Time: 14:17
 Page: 9

PGM Year: 2021
Project: 0002 - Brazoria County Septic Program
IDIS Activity: 1790 - ALV - CR529 - KW
Status: Completed 5/31/2023 12:00:00 AM
Location: 2157 County Road 529 Alvin, TX 77511-7796
Objective: Provide decent affordable housing
Outcome: Affordability
Matrix Code: Rehab; Single-Unit Residential (14A) **National Objective:** LMH

Activity to prevent, prepare for, and respond to Coronavirus: No

Initial Funding Date: 08/09/2022

Description:
 Replace inadequate septic system for lowmod single family homeowner.

Financing

	Fund Type	Grant Year	Grant	Funded Amount	Drawn In Program Year	Drawn Thru Program Year
CDBG	EN	2021	B21UC480005	\$15,116.40	\$13,516.40	\$15,116.40
Total	Total			\$15,116.40	\$13,516.40	\$15,116.40

Proposed Accomplishments

Housing Units : 1

Actual Accomplishments

Number assisted:

	Owner		Renter		Total		Person	
	Total	Hispanic	Total	Hispanic	Total	Hispanic	Total	Hispanic
White:	1	0	0	0	1	0	0	0
Black/African American:	0	0	0	0	0	0	0	0
Asian:	0	0	0	0	0	0	0	0
American Indian/Alaskan Native:	0	0	0	0	0	0	0	0
Native Hawaiian/Other Pacific Islander:	0	0	0	0	0	0	0	0
American Indian/Alaskan Native & White:	0	0	0	0	0	0	0	0
Asian White:	0	0	0	0	0	0	0	0
Black/African American & White:	0	0	0	0	0	0	0	0
American Indian/Alaskan Native & Black/African American:	0	0	0	0	0	0	0	0
Other multi-racial:	0	0	0	0	0	0	0	0
Asian/Pacific Islander:	0	0	0	0	0	0	0	0
Hispanic:	0	0	0	0	0	0	0	0
Total:	1	0	0	0	1	0	0	0



U.S. Department of Housing and Urban Development
 Office of Community Planning and Development
 Integrated Disbursement and Information System
 CDBG Activity Summary Report (GPR) for Program Year 2022
 BRAZORIA COUNTY

Date: 17-Nov-2023
 Time: 14:17
 Page: 10

Female-headed Households: 0 0 0

Income Category:

	Owner	Renter	Total	Person
Extremely Low	0	0	0	0
Low Mod	0	0	0	0
Moderate	1	0	1	0
Non Low Moderate	0	0	0	0
Total	1	0	1	0
Percent Low/Mod	100.0%		100.0%	

Annual Accomplishments

Years	Accomplishment Narrative	# Benefitting
2021	Activity completed in PY 2022. Replaced malfunctioning septic system for one homeowner.	
2022	Replacing inadequate septic system for low/mod single family homeowner.	



U.S. Department of Housing and Urban Development
 Office of Community Planning and Development
 Integrated Disbursement and Information System
 CDBG Activity Summary Report (GPR) for Program Year 2022
 BRAZORIA COUNTY

Date: 17-Nov-2023
 Time: 14:17
 Page: 11

PGM Year: 2022
Project: 0001 - Alvin Park Improvements
IDIS Activity: 1791 - Alvin Park Improvements 2022

Status: Completed 9/29/2023 12:00:00 AM Objective: Create suitable living environments
 Location: 206 S Durant St Alvin, TX 77511-2145 Outcome: Availability/accessibility
 Matrix Code: Parks, Recreational Facilities (03F) National Objective: LMA

Activity to prevent, prepare for, and respond to Coronavirus: No

Initial Funding Date: 12/27/2022

Description:

The City of Alvin will add an all-inclusive swing set, along with an accessibility ramp, to their playground at Sealy Park.

Financing

	Fund Type	Grant Year	Grant	Funded Amount	Drawn In Program Year	Drawn Thru Program Year
CDBG	EN	2022	B22UC480005	\$31,000.00	\$31,000.00	\$31,000.00
Total	Total			\$31,000.00	\$31,000.00	\$31,000.00

Proposed Accomplishments

Public Facilities : 785
 Total Population in Service Area: 785
 Census Tract Percent Low / Mod: 70.06

Annual Accomplishments

Years	Accomplishment Narrative	# Benefiting
2022	City of Alvin completed installation of replacement swing set with access ramp and border.	



U.S. Department of Housing and Urban Development
 Office of Community Planning and Development
 Integrated Disbursement and Information System
 CDBG Activity Summary Report (GPR) for Program Year 2022
 BRAZORIA COUNTY

Date: 17-Nov-2023
 Time: 14:17
 Page: 12

PGM Year: 2022
Project: 0002 - Bailey's Prairie Park Improvements
IDIS Activity: 1792 - Bailey's Prairie Park Improvements

Status: Open Objective: Create suitable living environments
 Location: 1680 Jimmy Phillips Blvd Angleton, TX 77515-8455 Outcome: Availability/accessibility
 Matrix Code: Parks, Recreational Facilities (03F) National Objective: LMA

Activity to prevent, prepare for, and respond to Coronavirus: No

Initial Funding Date: 12/27/2022

Description:

the Village of Bailey's Prairie will add a concrete parking lot, which will include 7 regular and 2 handicap spaces, in front of the parkplaygroundpavilion. The Village will also add 14 light posts, trees, shrubs and drainage.

Financing

	Fund Type	Grant Year	Grant	Funded Amount	Drawn In Program Year	Drawn Thru Program Year
CDBG	EN	2022	B22UC480005	\$140,000.00	\$4,810.14	\$4,810.14
Total	Total			\$140,000.00	\$4,810.14	\$4,810.14

Proposed Accomplishments

Public Facilities : 75
 Total Population in Service Area: 75
 Census Tract Percent Low / Mod: 100.00

Annual Accomplishments

Years	Accomplishment Narrative	# Benefitting
2022	Activity remains open pending requested technical and grant assistance by the Village to move this activity forward.	



U.S. Department of Housing and Urban Development
 Office of Community Planning and Development
 Integrated Disbursement and Information System
 CDBG Activity Summary Report (GPR) for Program Year 2022
 BRAZORIA COUNTY

Date: 17-Nov-2023
 Time: 14:17
 Page: 13

PGM Year: 2022
Project: 0003 - Clute Water Improvements
IDIS Activity: 1793 - Clute Water Improvements

Status: Open
 Location: Charlotte Street Clute, TX 77531

Objective: Create suitable living environments
 Outcome: Availability/accessibility
 Matrix Code: Water/Sewer Improvements (03J) National Objective: LMA

Activity to prevent, prepare for, and respond to Coronavirus: No

Initial Funding Date: 12/27/2022

Description:
 City of Clute will replace 4800 linear feet of old, 3-to-4-inch asbestos concrete water main with 6-inch PVC water lines, along with fire hydrants at the end of each street, on Charlotte, James, Shelby, Magnolia, Haynes, Montgomery, and Coleman Street in Bryan Subdivision.

Financing

	Fund Type	Grant Year	Grant	Funded Amount	Drawn In Program Year	Drawn Thru Program Year
CDBG	EN	2020	B20UC480005	\$82,159.59	\$82,159.59	\$82,159.59
		2022	B22UC480005	\$212,840.41	\$198,410.96	\$198,410.96
Total	Total			\$295,000.00	\$280,570.55	\$280,570.55

Proposed Accomplishments
 People (General) : 175
 Total Population in Service Area: 175
 Census Tract Percent Low / Mod: 81.70

Annual Accomplishments

Years	Accomplishment Narrative	# Benefitting
2022	Activity is more than 50% complete. Water improvement project will complete in next program year.	



U.S. Department of Housing and Urban Development
 Office of Community Planning and Development
 Integrated Disbursement and Information System
 CDBG Activity Summary Report (GPR) for Program Year 2022
 BRAZORIA COUNTY

Date: 17-Nov-2023
 Time: 14:17
 Page: 14

PGM Year:	2022	Objective:	Create suitable living environments
Project:	0004 - Danbury Water Plant Improvements	Outcome:	Availability/accessibility
IDIS Activity:	1794 - Danbury Water Plant Improvements	Matrix Code:	Water/Sewer Improvements (03J)
Status:	Open	National Objective:	LMA
Location:	5623 6th Street Danbury, TX 77534		

Activity to prevent, prepare for, and respond to Coronavirus: No

Initial Funding Date: 12/27/2022

Description:

City of Danbury will replace their existing deteriorated chlorinator building with a new, 2 room, fiberglass building to house the chlorination equipment, including a back-up chlorinator (with automatic switch over), chlorine leak detection and related equipment, as well as accommodate the polyphosphate tank and related equipment in order to relocate the polyphosphate tank from the water plant control room.
 If funding allows, the project will include rehabbing of the existing control room and upgrading of existing electrical control systems and deficient electrical components.

Financing

	Fund Type	Grant Year	Grant	Funded Amount	Drawn In Program Year	Drawn Thru Program Year
CDBG	EN	2020	B20UC480005	\$73,869.90	\$73,869.90	\$73,869.90
		2021	B21UC480005	\$46,130.10	\$1,960.60	\$1,960.60
		2022	B22UC480005	\$160,000.00	\$0.00	\$0.00
Total	Total			\$280,000.00	\$75,830.50	\$75,830.50

Proposed Accomplishments

- People (General) : 1,668
- Total Population in Service Area: 1,668
- Census Tract Percent Low / Mod: 61.80

Annual Accomplishments

Years	Accomplishment Narrative	# Benefiting
2022	Activity is more than 50% complete. Water plant rehabilitation will complete during next program year.	



U.S. Department of Housing and Urban Development
 Office of Community Planning and Development
 Integrated Disbursement and Information System
 CDBG Activity Summary Report (GPR) for Program Year 2022
 BRAZORIA COUNTY

Date: 17-Nov-2023
 Time: 14:17
 Page: 15

PGM Year: 2022
Project: 0005 - Hastings Street Improvements
IDIS Activity: 1795 - Hastings Street Improvements

Status: Open
 Location: Greenhouse, Hastings, Choate Road Alvin, TX 77511

Objective: Create suitable living environments
 Outcome: Availability/accessibility
 Matrix Code: Street Improvements (03K) National Objective: LMA

Activity to prevent, prepare for, and respond to Coronavirus: No

Initial Funding Date: 12/27/2022

Description:
 Reconstruct approximately 3250 linear feet of Greenhouse Road; approximately 3500 linear feet of Hastings Road; and approximately 2800 linear feet of Choate Road in the Hastings Field area of the county.

Financing

	Fund Type	Grant Year	Grant	Funded Amount	Drawn In Program Year	Drawn Thru Program Year
CDBG	EN	2021	B21UC480005	\$50,000.00	\$11,097.21	\$11,097.21
		2022	B22UC480005	\$196,820.00	\$0.00	\$0.00
Total	Total			\$246,820.00	\$11,097.21	\$11,097.21

Proposed Accomplishments

People (General) : 540
 Total Population in Service Area: 540
 Census Tract Percent Low / Mod: 93.52

Annual Accomplishments

Years	Accomplishment Narrative	# Benefitting
2022	Roadway design completed during this program year using non-federal funding. Activity will be bid and construction started in next program year.	



U.S. Department of Housing and Urban Development
 Office of Community Planning and Development
 Integrated Disbursement and Information System
 CDBG Activity Summary Report (GPR) for Program Year 2022
 BRAZORIA COUNTY

Date: 17-Nov-2023
 Time: 14:17
 Page: 16

PGM Year: 2022
Project: 0006 - Oyster Creek Sewer Improvements
IDIS Activity: 1796 - Oyster Creek Sewer Improvements

Status: Open
Location: Jeffers Road @ Old FM 523 Oyster Creek, TX 77541
Objective: Create suitable living environments
Outcome: Availability/accessibility
Matrix Code: Water/Sewer Improvements (03J) **National Objective:** LMA

Activity to prevent, prepare for, and respond to Coronavirus: No

Initial Funding Date: 12/27/2022

Description:
 The City of Oyster Creek will rehab the bar screen and piping that feeds the sewer plant, replace the influent pump at the sewer plant, and replace the control panel at the Hwy 332 and Sorrell lift station.

Financing

	Fund Type	Grant Year	Grant	Funded Amount	Drawn In Program Year	Drawn Thru Program Year
CDBG	EN	2022	B22UC480005	\$145,000.00	\$2,328.96	\$2,328.96
Total	Total			\$145,000.00	\$2,328.96	\$2,328.96

Proposed Accomplishments
 People (General) : 1,070
 Total Population in Service Area: 1,290
 Census Tract Percent Low / Mod: 67.44

Annual Accomplishments

Years	Accomplishment Narrative	# Benefitting
2022	City has been slow to respond and start this project. Activity may be cancelled if progress not made by end of the 2023 calendar year.	



U.S. Department of Housing and Urban Development
 Office of Community Planning and Development
 Integrated Disbursement and Information System
 CDBG Activity Summary Report (GPR) for Program Year 2022
 BRAZORIA COUNTY

Date: 17-Nov-2023
 Time: 14:17
 Page: 17

PGM Year: 2022
Project: 0007 - Oyster Creek VFD Generator
IDIS Activity: 1797 - Oyster Creek VFD Generator

Status: Open
 Location: 3210 Fm 523 Rd Oyster Creek, TX 77541-6613

Objective: Create suitable living environments
 Outcome: Availability/accessibility
 Matrix Code: Fire Station/Equipment (03O) National Objective: LMA

Activity to prevent, prepare for, and respond to Coronavirus: No

Initial Funding Date: 12/27/2022

Description:

Replace back-up generator at Oyster Creek Volunteer Fire Department Station.

Financing

	Fund Type	Grant Year	Grant	Funded Amount	Drawn In Program Year	Drawn Thru Program Year
CDBG	EN	2022	B22UC480005	\$55,000.00	\$1,755.50	\$1,755.50
Total	Total			\$55,000.00	\$1,755.50	\$1,755.50

Proposed Accomplishments

Public Facilities : 1,070
 Total Population in Service Area: 1,290
 Census Tract Percent Low / Mod: 67.44

Annual Accomplishments

Years	Accomplishment Narrative	# Benefitting
2022	City has been slow to respond and start this project. Activity may be cancelled if progress not made by end of the 2023 calendar year.	



U.S. Department of Housing and Urban Development
 Office of Community Planning and Development
 Integrated Disbursement and Information System
 CDBG Activity Summary Report (GPR) for Program Year 2022
 BRAZORIA COUNTY

Date: 17-Nov-2023
 Time: 14:17
 Page: 18

PGM Year: 2022
Project: 0008 - Surfside Street Improvements
IDIS Activity: 1798 - Surfside Street Improvements

Status: Completed 7/10/2023 12:00:00 AM Objective: Create suitable living environments
 Location: Pompano, Sailfish and Linger Drive Surfside, TX 77541 Outcome: Availability/accessibility
 Matrix Code: Street Improvements (03K) National Objective: LMA

Activity to prevent, prepare for, and respond to Coronavirus: No

Initial Funding Date: 12/27/2022

Description:

The Village of Surfside Beach will reconstruct approximately 160 linear feet of Pompano Street; approximately 525 linear feet of Sailfish; and approximately 300 linear feet of Ling in Surfside Beach.

Financing

	Fund Type	Grant Year	Grant	Funded Amount	Drawn In Program Year	Drawn Thru Program Year
CDBG	EN	2021	B21UC480005	\$50,000.00	\$50,000.00	\$50,000.00
		2022	B22UC480005	\$123,500.60	\$123,500.60	\$123,500.60
Total	Total			\$173,500.60	\$173,500.60	\$173,500.60

Proposed Accomplishments

People (General) : 96
 Total Population in Service Area: 96
 Census Tract Percent Low / Mod: 88.50

Annual Accomplishments

Years	Accomplishment Narrative	# Benefitting
2022	Village of Surfside Beach completed reconstruction of roadways including 1600 linear feet of Pompano Street, and 525 linear feet of Sailfish. Ling Street was not repaired due to cost and funding. Beneficiaries remain the same.	



U.S. Department of Housing and Urban Development
 Office of Community Planning and Development
 Integrated Disbursement and Information System
 CDBG Activity Summary Report (GPR) for Program Year 2022
 BRAZORIA COUNTY

Date: 17-Nov-2023
 Time: 14:17
 Page: 19

PGM Year: 2022
Project: 0009 - West Columbia Capitol Replica Rehab
IDIS Activity: 1799 - West Columbia Capitol Replica Rehab
Status: Completed 8/31/2023 12:00:00 AM
Location: 512 E Brazos Ave West Columbia, TX 77486-2944
Objective: Create suitable living environments
Outcome: Availability/accessibility
Matrix Code: Non-Residential Historic Preservation (16B) **National Objective:** LMA

Activity to prevent, prepare for, and respond to Coronavirus: No

Initial Funding Date: 12/27/2022

Description:
 Rehab the West Columbia Capitol Replica roof using Cedar Shake Shingle System and rebuild and extend the entry porch to allow for easier wheelchair accessibility, add ADA ramp, handrails and more attainable steps.

Financing

	Fund Type	Grant Year	Grant	Funded Amount	Drawn In Program Year	Drawn Thru Program Year
CDBG	EN	2022	B22UC480005	\$38,729.70	\$38,729.70	\$38,729.70
Total	Total			\$38,729.70	\$38,729.70	\$38,729.70

Proposed Accomplishments
 Organizations : 1
 Total Population in Service Area: 3,890
 Census Tract Percent Low / Mod: 60.90

Annual Accomplishments

Years	Accomplishment Narrative	# Benefitting
2022	Completed rehabilitation to the West Columbia Capitol Replica building. Roof and entry porch replaced.	



U.S. Department of Housing and Urban Development
 Office of Community Planning and Development
 Integrated Disbursement and Information System
 CDBG Activity Summary Report (GPR) for Program Year 2022
 BRAZORIA COUNTY

Date: 17-Nov-2023
 Time: 14:17
 Page: 20

PGM Year: 2022
Project: 0010 - ActionS Homebound Meals
IDIS Activity: 1800 - ActionS Homebound Meals
Status: Completed 9/30/2023 12:00:00 AM
Location: 1524 E Mulberry St Ste 135 Angleton, TX 77515-3960
Objective: Create suitable living environments
Outcome: Availability/accessibility
Matrix Code: Senior Services (05A) **National Objective:** LMC

Activity to prevent, prepare for, and respond to Coronavirus: No

Initial Funding Date: 12/27/2022

Description:
 Provide funding to ActionS for the provision of home-delivered meals to homebound elderly.

Financing

	Fund Type	Grant Year	Grant	Funded Amount	Drawn In Program Year	Drawn Thru Program Year
CDBG	EN	2022	B22UC480005	\$15,000.00	\$15,000.00	\$15,000.00
Total	Total			\$15,000.00	\$15,000.00	\$15,000.00

Proposed Accomplishments

People (General) : 75

Actual Accomplishments

Number assisted:

	Owner		Renter		Total		Person	
	Total	Hispanic	Total	Hispanic	Total	Hispanic	Total	Hispanic
White:	0	0	0	0	0	0	118	30
Black/African American:	0	0	0	0	0	0	16	0
Asian:	0	0	0	0	0	0	0	0
American Indian/Alaskan Native:	0	0	0	0	0	0	0	0
Native Hawaiian/Other Pacific Islander:	0	0	0	0	0	0	0	0
American Indian/Alaskan Native & White:	0	0	0	0	0	0	0	0
Asian White:	0	0	0	0	0	0	0	0
Black/African American & White:	0	0	0	0	0	0	0	0
American Indian/Alaskan Native & Black/African American:	0	0	0	0	0	0	0	0
Other multi-racial:	0	0	0	0	0	0	2	0
Asian/Pacific Islander:	0	0	0	0	0	0	0	0
Hispanic:	0	0	0	0	0	0	0	0
Total:	0	0	0	0	0	0	136	30



U.S. Department of Housing and Urban Development
 Office of Community Planning and Development
 Integrated Disbursement and Information System
 CDBG Activity Summary Report (GPR) for Program Year 2022
 BRAZORIA COUNTY

Female-headed Households: 0 0 0

Income Category:

	Owner	Renter	Total	Person
Extremely Low	0	0	0	0
Low Mod	0	0	0	136
Moderate	0	0	0	0
Non Low Moderate	0	0	0	0
Total	0	0	0	136
Percent Low/Mod				100.0%

Annual Accomplishments

Years	Accomplishment Narrative	# Benefitting
2022	Program provided assistance with meals for elderly in Brazoria County. All program funds were exhausted by September 2023. Project complete.	



U.S. Department of Housing and Urban Development
 Office of Community Planning and Development
 Integrated Disbursement and Information System
 CDBG Activity Summary Report (GPR) for Program Year 2022
 BRAZORIA COUNTY

Date: 17-Nov-2023
 Time: 14:17
 Page: 22

PGM Year: 2022
Project: 0011 - ActionS Transportation
IDIS Activity: 1801 - ActionS Transportation
Status: Completed 9/30/2023 12:00:00 AM
Location: 1524 E Mulberry St Ste 135 Angleton, TX 77515-3960
Objective: Create suitable living environments
Outcome: Availability/accessibility
Matrix Code: Senior Services (05A) **National Objective:** LMC

Activity to prevent, prepare for, and respond to Coronavirus: No

Initial Funding Date: 12/27/2022

Description:
 Provide funding to ActionS for transportation services for seniors.

Financing

	Fund Type	Grant Year	Grant	Funded Amount	Drawn In Program Year	Drawn Thru Program Year
CDBG	EN	2022	B22UC480005	\$20,000.00	\$20,000.00	\$20,000.00
Total	Total			\$20,000.00	\$20,000.00	\$20,000.00

Proposed Accomplishments

People (General) : 80

Actual Accomplishments

Number assisted:

	Owner		Renter		Total		Person	
	Total	Hispanic	Total	Hispanic	Total	Hispanic	Total	Hispanic
White:	0	0	0	0	0	0	59	4
Black/African American:	0	0	0	0	0	0	20	0
Asian:	0	0	0	0	0	0	0	0
American Indian/Alaskan Native:	0	0	0	0	0	0	0	0
Native Hawaiian/Other Pacific Islander:	0	0	0	0	0	0	0	0
American Indian/Alaskan Native & White:	0	0	0	0	0	0	0	0
Asian White:	0	0	0	0	0	0	0	0
Black/African American & White:	0	0	0	0	0	0	0	0
American Indian/Alaskan Native & Black/African American:	0	0	0	0	0	0	0	0
Other multi-racial:	0	0	0	0	0	0	2	0
Asian/Pacific Islander:	0	0	0	0	0	0	0	0
Hispanic:	0	0	0	0	0	0	0	0
Total:	0	0	0	0	0	0	81	4



U.S. Department of Housing and Urban Development
 Office of Community Planning and Development
 Integrated Disbursement and Information System
 CDBG Activity Summary Report (GPR) for Program Year 2022
 BRAZORIA COUNTY

Date: 17-Nov-2023
 Time: 14:17
 Page: 23

Female-headed Households: 0 0 0

Income Category:

	Owner	Renter	Total	Person
Extremely Low	0	0	0	0
Low Mod	0	0	0	81
Moderate	0	0	0	0
Non Low Moderate	0	0	0	0
Total	0	0	0	81
Percent Low/Mod				100.0%

Annual Accomplishments

Years	Accomplishment Narrative	# Benefitting
2022	Provided funding to ActionS for transportation services to seniors	



U.S. Department of Housing and Urban Development
 Office of Community Planning and Development
 Integrated Disbursement and Information System
 CDBG Activity Summary Report (GPR) for Program Year 2022
 BRAZORIA COUNTY

Date: 17-Nov-2023
 Time: 14:17
 Page: 24

PGM Year: 2022
Project: 0012 - Boys & Girls Club Prevention Program
IDIS Activity: 1802 - Boys & Girls Club- Precinct 1
Status: Completed 9/30/2023 12:00:00 AM
Location: 4005 Technology Rd Angleton, TX 77515-2556
Objective: Create suitable living environments
Outcome: Sustainability
Matrix Code: Child Care Services (05L) **National Objective:** LMC

Activity to prevent, prepare for, and respond to Coronavirus: No

Initial Funding Date: 12/27/2022

Description:
 Boys and Girls Club will implement a comprehensive prevention program at various sites addressing positive outcome in academic success, good character and citizenship, and healthy lifestyles among at-risk youth in Brazoria County.

Financing

	Fund Type	Grant Year	Grant	Funded Amount	Drawn In Program Year	Drawn Thru Program Year
CDBG	EN	2022	B22UC480005	\$10,000.00	\$10,000.00	\$10,000.00
Total	Total			\$10,000.00	\$10,000.00	\$10,000.00

Proposed Accomplishments

People (General) : 200

Actual Accomplishments

Number assisted:

	Owner		Renter		Total		Person	
	Total	Hispanic	Total	Hispanic	Total	Hispanic	Total	Hispanic
White:	0	0	0	0	0	0	148	114
Black/African American:	0	0	0	0	0	0	28	0
Asian:	0	0	0	0	0	0	3	0
American Indian/Alaskan Native:	0	0	0	0	0	0	3	0
Native Hawaiian/Other Pacific Islander:	0	0	0	0	0	0	2	0
American Indian/Alaskan Native & White:	0	0	0	0	0	0	0	0
Asian White:	0	0	0	0	0	0	0	0
Black/African American & White:	0	0	0	0	0	0	0	0
American Indian/Alaskan Native & Black/African American:	0	0	0	0	0	0	0	0
Other multi-racial:	0	0	0	0	0	0	16	0
Asian/Pacific Islander:	0	0	0	0	0	0	0	0
Hispanic:	0	0	0	0	0	0	0	0



U.S. Department of Housing and Urban Development
 Office of Community Planning and Development
 Integrated Disbursement and Information System
 CDBG Activity Summary Report (GPR) for Program Year 2022
 BRAZORIA COUNTY

Date: 17-Nov-2023
 Time: 14:17
 Page: 25

Total:	0	0	0	0	0	0	200	114	
Female-headed Households:	0		0		0				
<i>Income Category:</i>									
	Owner	Renter	Total						Person
Extremely Low	0	0	0						175
Low Mod	0	0	0						24
Moderate	0	0	0						1
Non Low Moderate	0	0	0						0
Total	0	0	0						200
Percent Low/Mod									100.0%

Annual Accomplishments

Years	Accomplishment Narrative	# Benefitting
2022	Boys & Girls Club implemented a comprehensive prevention program afterschool and in the summer at various campuses, addressing positive outcomes in academic success, good character and citizenship, and healthy lifestyles among at-risk youth in Brazoria County.	



U.S. Department of Housing and Urban Development
 Office of Community Planning and Development
 Integrated Disbursement and Information System
 CDBG Activity Summary Report (GPR) for Program Year 2022
 BRAZORIA COUNTY

Date: 17-Nov-2023
 Time: 14:17
 Page: 26

PGM Year: 2022
Project: 0012 - Boys & Girls Club Prevention Program
IDIS Activity: 1803 - Boys & Girls Club- Precinct 2
Status: Completed 9/30/2023 12:00:00 AM
Location: 4005 Technology Rd Angleton, TX 77515-2556
Objective: Create suitable living environments
Outcome: Sustainability
Matrix Code: Child Care Services (05L) **National Objective:** LMC

Activity to prevent, prepare for, and respond to Coronavirus: No

Initial Funding Date: 12/27/2022

Description:

Boys and Girls Club will implement a comprehensive prevention program at various sites addressing positive outcomes in academic success, good character and citizenship, and healthy lifestyles among at-risk youth in Brazoria County's Precinct 2.

Financing

	Fund Type	Grant Year	Grant	Funded Amount	Drawn In Program Year	Drawn Thru Program Year
CDBG	EN	2022	B22UC480005	\$7,000.00	\$7,000.00	\$7,000.00
Total	Total			\$7,000.00	\$7,000.00	\$7,000.00

Proposed Accomplishments

People (General) : 220

Actual Accomplishments

Number assisted:

	Owner		Renter		Total		Person	
	Total	Hispanic	Total	Hispanic	Total	Hispanic	Total	Hispanic
White:	0	0	0	0	0	0	143	63
Black/African American:	0	0	0	0	0	0	49	0
Asian:	0	0	0	0	0	0	0	0
American Indian/Alaskan Native:	0	0	0	0	0	0	1	0
Native Hawaiian/Other Pacific Islander:	0	0	0	0	0	0	0	0
American Indian/Alaskan Native & White:	0	0	0	0	0	0	0	0
Asian White:	0	0	0	0	0	0	0	0
Black/African American & White:	0	0	0	0	0	0	0	0
American Indian/Alaskan Native & Black/African American:	0	0	0	0	0	0	0	0
Other multi-racial:	0	0	0	0	0	0	27	0
Asian/Pacific Islander:	0	0	0	0	0	0	0	0
Hispanic:	0	0	0	0	0	0	0	0



U.S. Department of Housing and Urban Development
 Office of Community Planning and Development
 Integrated Disbursement and Information System
 CDBG Activity Summary Report (GPR) for Program Year 2022
 BRAZORIA COUNTY

Date: 17-Nov-2023
 Time: 14:17
 Page: 27

Total:	0	0	0	0	0	0	220	63	
Female-headed Households:	0		0		0				
<i>Income Category:</i>									
	Owner	Renter	Total						Person
Extremely Low	0	0	0						140
Low Mod	0	0	0						53
Moderate	0	0	0						27
Non Low Moderate	0	0	0						0
Total	0	0	0						220
Percent Low/Mod									100.0%

Annual Accomplishments

Years	Accomplishment Narrative	# Benefitting
2022	Boys & Girls Club implemented a comprehensive prevention program afterschool and in the summer at various campuses, addressing positive outcomes in academic success, good character and citizenship, and healthy lifestyles among at-risk youth in Brazoria County.	



U.S. Department of Housing and Urban Development
 Office of Community Planning and Development
 Integrated Disbursement and Information System
 CDBG Activity Summary Report (GPR) for Program Year 2022
 BRAZORIA COUNTY

Date: 17-Nov-2023
 Time: 14:17
 Page: 28

PGM Year: 2022
Project: 0012 - Boys & Girls Club Prevention Program
IDIS Activity: 1804 - Boys & Girls Club- Precinct 4
Status: Completed 9/30/2023 12:00:00 AM
Location: 4005 Technology Rd Angleton, TX 77515-2556
Objective: Create suitable living environments
Outcome: Sustainability
Matrix Code: Child Care Services (05L) **National Objective:** LMC

Activity to prevent, prepare for, and respond to Coronavirus: No

Initial Funding Date: 12/27/2022

Description:
 Boys & Girls Club will implement a comprehensive prevention program at various sites addressing positive outcomes in academic success, good character and citizenship, and healthy lifestyles among at-risk youth in Brazoria County.

Financing

	Fund Type	Grant Year	Grant	Funded Amount	Drawn In Program Year	Drawn Thru Program Year
CDBG	EN	2022	B22UC480005	\$10,000.00	\$10,000.00	\$10,000.00
Total	Total			\$10,000.00	\$10,000.00	\$10,000.00

Proposed Accomplishments

People (General) : 180

Actual Accomplishments

Number assisted:

	Owner		Renter		Total		Person	
	Total	Hispanic	Total	Hispanic	Total	Hispanic	Total	Hispanic
White:	0	0	0	0	0	0	128	41
Black/African American:	0	0	0	0	0	0	20	0
Asian:	0	0	0	0	0	0	0	0
American Indian/Alaskan Native:	0	0	0	0	0	0	3	0
Native Hawaiian/Other Pacific Islander:	0	0	0	0	0	0	3	0
American Indian/Alaskan Native & White:	0	0	0	0	0	0	0	0
Asian White:	0	0	0	0	0	0	0	0
Black/African American & White:	0	0	0	0	0	0	0	0
American Indian/Alaskan Native & Black/African American:	0	0	0	0	0	0	0	0
Other multi-racial:	0	0	0	0	0	0	25	0
Asian/Pacific Islander:	0	0	0	0	0	0	0	0
Hispanic:	0	0	0	0	0	0	0	0



U.S. Department of Housing and Urban Development
 Office of Community Planning and Development
 Integrated Disbursement and Information System
 CDBG Activity Summary Report (GPR) for Program Year 2022
 BRAZORIA COUNTY

Date: 17-Nov-2023
 Time: 14:17
 Page: 29

Total:	0	0	0	0	0	0	179	41	
Female-headed Households:	0		0		0				
<i>Income Category:</i>									
	Owner	Renter	Total						Person
Extremely Low	0	0	0						106
Low Mod	0	0	0						24
Moderate	0	0	0						14
Non Low Moderate	0	0	0						35
Total	0	0	0						179
Percent Low/Mod									80.4%

Annual Accomplishments

Years	Accomplishment Narrative	# Benefitting
2022	Boys & Girls Club implemented a comprehensive prevention program afterschool and in the summer at various campuses, addressing positive outcomes in academic success, good character and citizenship, and healthy lifestyles among at-risk youth in Brazoria County.	



U.S. Department of Housing and Urban Development
 Office of Community Planning and Development
 Integrated Disbursement and Information System
 CDBG Activity Summary Report (GPR) for Program Year 2022
 BRAZORIA COUNTY

Date: 17-Nov-2023
 Time: 14:17
 Page: 30

PGM Year: 2022
Project: 0013 - Brazoria County Prescription Assistance Program
IDIS Activity: 1805 - Brazoria County Prescription Assistance Program

Status: Completed 9/30/2023 12:00:00 AM Objective: Create suitable living environments
 Location: 434 E Mulberry St Angleton, TX 77515-4736 Outcome: Affordability
 Matrix Code: Health Services (05M) National Objective: LMC

Activity to prevent, prepare for, and respond to Coronavirus: No

Initial Funding Date: 12/27/2022

Description:
 Provide funding to serve 55 lowmod income persons with prescription drug assistance.

Financing

	Fund Type	Grant Year	Grant	Funded Amount	Drawn In Program Year	Drawn Thru Program Year
CDBG	EN	2022	B22UC480005	\$18,157.68	\$18,157.68	\$18,157.68
Total	Total			\$18,157.68	\$18,157.68	\$18,157.68

Proposed Accomplishments

People (General) : 55

Actual Accomplishments

Number assisted:

	Owner		Renter		Total		Person	
	Total	Hispanic	Total	Hispanic	Total	Hispanic	Total	Hispanic
White:	0	0	0	0	0	0	36	18
Black/African American:	0	0	0	0	0	0	4	0
Asian:	0	0	0	0	0	0	0	0
American Indian/Alaskan Native:	0	0	0	0	0	0	0	0
Native Hawaiian/Other Pacific Islander:	0	0	0	0	0	0	0	0
American Indian/Alaskan Native & White:	0	0	0	0	0	0	0	0
Asian White:	0	0	0	0	0	0	0	0
Black/African American & White:	0	0	0	0	0	0	0	0
American Indian/Alaskan Native & Black/African American:	0	0	0	0	0	0	0	0
Other multi-racial:	0	0	0	0	0	0	0	0
Asian/Pacific Islander:	0	0	0	0	0	0	0	0
Hispanic:	0	0	0	0	0	0	0	0
Total:	0	0	0	0	0	0	40	18



U.S. Department of Housing and Urban Development
 Office of Community Planning and Development
 Integrated Disbursement and Information System
 CDBG Activity Summary Report (GPR) for Program Year 2022
 BRAZORIA COUNTY

Date: 17-Nov-2023
 Time: 14:17
 Page: 31

Female-headed Households:

0 0 0

Income Category:

	Owner	Renter	Total	Person
Extremely Low	0	0	0	38
Low Mod	0	0	0	0
Moderate	0	0	0	0
Non Low Moderate	0	0	0	2
Total	0	0	0	40
Percent Low/Mod				95.0%

Annual Accomplishments

Years	Accomplishment Narrative	# Benefitting
2022	BCPAP provides prescription drug assistance to low and moderate-income residents of Brazoria County.	



U.S. Department of Housing and Urban Development
 Office of Community Planning and Development
 Integrated Disbursement and Information System
 CDBG Activity Summary Report (GPR) for Program Year 2022
 BRAZORIA COUNTY

Date: 17-Nov-2023
 Time: 14:17
 Page: 32

PGM Year: 2022
Project: 0014 - Brazosport Cares Food Pantry
IDIS Activity: 1806 - Brazosport Cares Food Pantry
Status: Completed 9/30/2023 12:00:00 AM
Location: 916 N Gulf Blvd Freeport, TX 77541-3908
Objective: Create suitable living environments
Outcome: Availability/accessibility
Matrix Code: Food Banks (05W) **National Objective:** LMC

Activity to prevent, prepare for, and respond to Coronavirus: No

Initial Funding Date: 12/27/2022

Description:

Brazosport Cares will purchase food and other staple goods for their Food Pantry in Freeport to assist lowmod income persons in the Brazosport Independent School District (BISD). Funding will also be used to purchase a forklift to support operations of the food pantry and support delivery of services.

Financing

	Fund Type	Grant Year	Grant	Funded Amount	Drawn In Program Year	Drawn Thru Program Year
CDBG	EN	2022	B22UC480005	\$21,793.98	\$21,793.98	\$21,793.98
Total	Total			\$21,793.98	\$21,793.98	\$21,793.98

Proposed Accomplishments

People (General) : 200

Actual Accomplishments

Number assisted:

	Owner		Renter		Total		Person	
	Total	Hispanic	Total	Hispanic	Total	Hispanic	Total	Hispanic
White:	0	0	0	0	0	0	193	121
Black/African American:	0	0	0	0	0	0	16	0
Asian:	0	0	0	0	0	0	0	0
American Indian/Alaskan Native:	0	0	0	0	0	0	0	0
Native Hawaiian/Other Pacific Islander:	0	0	0	0	0	0	0	0
American Indian/Alaskan Native & White:	0	0	0	0	0	0	0	0
Asian White:	0	0	0	0	0	0	0	0
Black/African American & White:	0	0	0	0	0	0	0	0
American Indian/Alaskan Native & Black/African American:	0	0	0	0	0	0	0	0
Other multi-racial:	0	0	0	0	0	0	3	0
Asian/Pacific Islander:	0	0	0	0	0	0	0	0
Hispanic:	0	0	0	0	0	0	0	0



U.S. Department of Housing and Urban Development
 Office of Community Planning and Development
 Integrated Disbursement and Information System
 CDBG Activity Summary Report (GPR) for Program Year 2022
 BRAZORIA COUNTY

Date: 17-Nov-2023
 Time: 14:17
 Page: 33

Total:	0	0	0	0	0	0	212	121	
Female-headed Households:	0		0		0				
<i>Income Category:</i>									
	Owner	Renter	Total						Person
Extremely Low	0	0	0						173
Low Mod	0	0	0						39
Moderate	0	0	0						0
Non Low Moderate	0	0	0						0
Total	0	0	0						212
Percent Low/Mod									100.0%

Annual Accomplishments

Years	Accomplishment Narrative	# Benefitting
2022	Brazosport Cares support nutrition of low/mod income residents of Freeport through the provision of food through a food pantry.	



U.S. Department of Housing and Urban Development
 Office of Community Planning and Development
 Integrated Disbursement and Information System
 CDBG Activity Summary Report (GPR) for Program Year 2022
 BRAZORIA COUNTY

Date: 17-Nov-2023
 Time: 14:17
 Page: 34

PGM Year: 2022
Project: 0015 - Brazosport College Continuing Education Program
IDIS Activity: 1807 - Brazosport College Continuing Education Program
Status: Completed 9/30/2023 12:00:00 AM
Location: 500 College Dr Lake Jackson, TX 77566-3136
Objective: Create economic opportunities
Outcome: Availability/accessibility
Matrix Code: Employment Training (05H) **National Objective:** LMC

Activity to prevent, prepare for, and respond to Coronavirus: No

Initial Funding Date: 12/27/2022

Description:

Brazosport College will provide tuitionfees to lowmod income eligible residents of Brazoria County for enrollment into short-term job skills training program.

Financing

	Fund Type	Grant Year	Grant	Funded Amount	Drawn In Program Year	Drawn Thru Program Year
CDBG	EN	2022	B22UC480005	\$11,736.00	\$11,736.00	\$11,736.00
Total	Total			\$11,736.00	\$11,736.00	\$11,736.00

Proposed Accomplishments

People (General) : 15

Actual Accomplishments

Number assisted:

	Owner		Renter		Total		Person	
	Total	Hispanic	Total	Hispanic	Total	Hispanic	Total	Hispanic
White:	0	0	0	0	0	0	6	6
Black/African American:	0	0	0	0	0	0	2	0
Asian:	0	0	0	0	0	0	0	0
American Indian/Alaskan Native:	0	0	0	0	0	0	0	0
Native Hawaiian/Other Pacific Islander:	0	0	0	0	0	0	0	0
American Indian/Alaskan Native & White:	0	0	0	0	0	0	0	0
Asian White:	0	0	0	0	0	0	0	0
Black/African American & White:	0	0	0	0	0	0	0	0
American Indian/Alaskan Native & Black/African American:	0	0	0	0	0	0	0	0
Other multi-racial:	0	0	0	0	0	0	0	0
Asian/Pacific Islander:	0	0	0	0	0	0	0	0
Hispanic:	0	0	0	0	0	0	0	0
Total:	0	0	0	0	0	0	8	6



U.S. Department of Housing and Urban Development
 Office of Community Planning and Development
 Integrated Disbursement and Information System
 CDBG Activity Summary Report (GPR) for Program Year 2022
 BRAZORIA COUNTY

Date: 17-Nov-2023
 Time: 14:17
 Page: 35

Female-headed Households: 0 0 0

Income Category:

	Owner	Renter	Total	Person
Extremely Low	0	0	0	3
Low Mod	0	0	0	4
Moderate	0	0	0	1
Non Low Moderate	0	0	0	0
Total	0	0	0	8
Percent Low/Mod				100.0%

Annual Accomplishments

Years	Accomplishment Narrative	# Benefitting
2022	Brazosport College provided tuition/fees to low/mod income eligible residents of Brazoria County to enroll in establish short term job skills training programs.	



U.S. Department of Housing and Urban Development
 Office of Community Planning and Development
 Integrated Disbursement and Information System
 CDBG Activity Summary Report (GPR) for Program Year 2022
 BRAZORIA COUNTY

Date: 17-Nov-2023
 Time: 14:17
 Page: 36

PGM Year: 2022
Project: 0016 - Counseling Connections for Change
IDIS Activity: 1808 - Counseling Connections for Change
Status: Completed 9/30/2023 12:00:00 AM
Location: 2549 Roy Rd Pearland, TX 77581-8604
Objective: Create suitable living environments
Outcome: Availability/accessibility
Matrix Code: Mental Health Services (050) **National Objective:** LMC

Activity to prevent, prepare for, and respond to Coronavirus: No

Initial Funding Date: 12/27/2022

Description:

Provide counseling services to lowmod income persons.

Financing

	Fund Type	Grant Year	Grant	Funded Amount	Drawn In Program Year	Drawn Thru Program Year
CDBG	EN	2022	B22UC480005	\$15,000.00	\$15,000.00	\$15,000.00
Total	Total			\$15,000.00	\$15,000.00	\$15,000.00

Proposed Accomplishments

People (General) : 15

Actual Accomplishments

Number assisted:

	Owner		Renter		Total		Person	
	Total	Hispanic	Total	Hispanic	Total	Hispanic	Total	Hispanic
White:	0	0	0	0	0	0	14	7
Black/African American:	0	0	0	0	0	0	2	0
Asian:	0	0	0	0	0	0	0	0
American Indian/Alaskan Native:	0	0	0	0	0	0	0	0
Native Hawaiian/Other Pacific Islander:	0	0	0	0	0	0	0	0
American Indian/Alaskan Native & White:	0	0	0	0	0	0	0	0
Asian White:	0	0	0	0	0	0	0	0
Black/African American & White:	0	0	0	0	0	0	0	0
American Indian/Alaskan Native & Black/African American:	0	0	0	0	0	0	0	0
Other multi-racial:	0	0	0	0	0	0	0	0
Asian/Pacific Islander:	0	0	0	0	0	0	0	0
Hispanic:	0	0	0	0	0	0	0	0
Total:	0	0	0	0	0	0	16	7



U.S. Department of Housing and Urban Development
 Office of Community Planning and Development
 Integrated Disbursement and Information System
 CDBG Activity Summary Report (GPR) for Program Year 2022
 BRAZORIA COUNTY

Date: 17-Nov-2023
 Time: 14:17
 Page: 37

Female-headed Households: 0 0 0

Income Category:

	Owner	Renter	Total	Person
Extremely Low	0	0	0	0
Low Mod	0	0	0	16
Moderate	0	0	0	0
Non Low Moderate	0	0	0	0
Total	0	0	0	16
Percent Low/Mod				100.0%

Annual Accomplishments

Years	Accomplishment Narrative	# Benefitting
2022	Provided counseling services for low/ mod clients.	



U.S. Department of Housing and Urban Development
 Office of Community Planning and Development
 Integrated Disbursement and Information System
 CDBG Activity Summary Report (GPR) for Program Year 2022
 BRAZORIA COUNTY

Date: 17-Nov-2023
 Time: 14:17
 Page: 38

PGM Year: 2022
Project: 0017 - Dream Center
IDIS Activity: 1809 - Dream Center

Status: Completed 9/30/2023 12:00:00 AM Objective: Create suitable living environments
 Location: 792 Brazosport Blvd S Clute, TX 77531-5712 Outcome: Sustainability
 Matrix Code: Youth Services (05D) National Objective: LMC

Activity to prevent, prepare for, and respond to Coronavirus: No

Initial Funding Date: 12/27/2022

Description:

The Dream Center will provide back to school supplies, personal care kits and food to assist lowmod youth in Brazoria County. Funding will also be used to help with salaries to assist with this project.

Financing

	Fund Type	Grant Year	Grant	Funded Amount	Drawn In Program Year	Drawn Thru Program Year
CDBG	EN	2022	B22UC480005	\$30,640.00	\$30,640.00	\$30,640.00
Total	Total			\$30,640.00	\$30,640.00	\$30,640.00

Proposed Accomplishments

People (General) : 500

Actual Accomplishments

Number assisted:

	Owner		Renter		Total		Person	
	Total	Hispanic	Total	Hispanic	Total	Hispanic	Total	Hispanic
White:	0	0	0	0	0	0	776	452
Black/African American:	0	0	0	0	0	0	141	0
Asian:	0	0	0	0	0	0	2	0
American Indian/Alaskan Native:	0	0	0	0	0	0	6	0
Native Hawaiian/Other Pacific Islander:	0	0	0	0	0	0	0	0
American Indian/Alaskan Native & White:	0	0	0	0	0	0	0	0
Asian White:	0	0	0	0	0	0	0	0
Black/African American & White:	0	0	0	0	0	0	0	0
American Indian/Alaskan Native & Black/African American:	0	0	0	0	0	0	0	0
Other multi-racial:	0	0	0	0	0	0	0	0
Asian/Pacific Islander:	0	0	0	0	0	0	0	0
Hispanic:	0	0	0	0	0	0	0	0



U.S. Department of Housing and Urban Development
 Office of Community Planning and Development
 Integrated Disbursement and Information System
 CDBG Activity Summary Report (GPR) for Program Year 2022
 BRAZORIA COUNTY

Date: 17-Nov-2023
 Time: 14:17
 Page: 39

Total:	0	0	0	0	0	0	925	452	
Female-headed Households:	0		0		0				
<i>Income Category:</i>									
	Owner	Renter	Total						Person
Extremely Low	0	0	0						661
Low Mod	0	0	0						110
Moderate	0	0	0						0
Non Low Moderate	0	0	0						154
Total	0	0	0						925
Percent Low/Mod									83.4%

Annual Accomplishments

Years	Accomplishment Narrative	# Benefitting
2022	Dream Center supported community and eligible low/mod residents by providing back to school supplies and services through their annual Back to School Bash.	



U.S. Department of Housing and Urban Development
 Office of Community Planning and Development
 Integrated Disbursement and Information System
 CDBG Activity Summary Report (GPR) for Program Year 2022
 BRAZORIA COUNTY

Date: 17-Nov-2023
 Time: 14:17
 Page: 40

PGM Year: 2022
Project: 0018 - Gathering Place Alzheimer's Program
IDIS Activity: 1810 - Gathering Place Alzheimer's Program
Status: Completed 9/30/2023 12:00:00 AM
Location: 200 E Mulberry St Angleton, TX 77515-4761
Objective: Create suitable living environments
Outcome: Availability/accessibility
Matrix Code: Mental Health Services (050) **National Objective:** LMC

Activity to prevent, prepare for, and respond to Coronavirus: No

Initial Funding Date: 12/27/2022

Description:

Funds will be used to provide food for group events and gatherings which provide respite, as well as motivational and therapeutic assistance to their clients.

Financing

	Fund Type	Grant Year	Grant	Funded Amount	Drawn In Program Year	Drawn Thru Program Year
CDBG	EN	2022	B22UC480005	\$12,297.70	\$12,297.70	\$12,297.70
Total	Total			\$12,297.70	\$12,297.70	\$12,297.70

Proposed Accomplishments

People (General) : 55

Actual Accomplishments

Number assisted:

	Owner		Renter		Total		Person	
	Total	Hispanic	Total	Hispanic	Total	Hispanic	Total	Hispanic
White:	0	0	0	0	0	0	42	7
Black/African American:	0	0	0	0	0	0	0	0
Asian:	0	0	0	0	0	0	0	0
American Indian/Alaskan Native:	0	0	0	0	0	0	0	0
Native Hawaiian/Other Pacific Islander:	0	0	0	0	0	0	0	0
American Indian/Alaskan Native & White:	0	0	0	0	0	0	0	0
Asian White:	0	0	0	0	0	0	0	0
Black/African American & White:	0	0	0	0	0	0	0	0
American Indian/Alaskan Native & Black/African American:	0	0	0	0	0	0	0	0
Other multi-racial:	0	0	0	0	0	0	2	0
Asian/Pacific Islander:	0	0	0	0	0	0	0	0
Hispanic:	0	0	0	0	0	0	0	0
Total:	0	0	0	0	0	0	44	7



U.S. Department of Housing and Urban Development
 Office of Community Planning and Development
 Integrated Disbursement and Information System
 CDBG Activity Summary Report (GPR) for Program Year 2022
 BRAZORIA COUNTY

Date: 17-Nov-2023
 Time: 14:17
 Page: 41

Female-headed Households: 0 0 0

Income Category:

	Owner	Renter	Total	Person
Extremely Low	0	0	0	0
Low Mod	0	0	0	44
Moderate	0	0	0	0
Non Low Moderate	0	0	0	0
Total	0	0	0	44
Percent Low/Mod				100.0%

Annual Accomplishments

Years	Accomplishment Narrative	# Benefitting
2022	Program delivers services including meals for gatherings which provide respite care and therapeutic and motivational assistance to clients.	



U.S. Department of Housing and Urban Development
 Office of Community Planning and Development
 Integrated Disbursement and Information System
 CDBG Activity Summary Report (GPR) for Program Year 2022
 BRAZORIA COUNTY

Date: 17-Nov-2023
 Time: 14:17
 Page: 42

PGM Year: 2022
Project: 0019 - Junior Achievement
IDIS Activity: 1811 - Junior Achievement- Pct 1
Status: Completed 9/30/2023 12:00:00 AM
Location: 225 Parking Way St Lake Jackson, TX 77566-5226
Objective: Create suitable living environments
Outcome: Sustainability
Matrix Code: Child Care Services (05L) **National Objective:** LMC

Activity to prevent, prepare for, and respond to Coronavirus: No

Initial Funding Date: 12/27/2022

Description:
 Activity will include the provision of a 5-to-8-week program to instill leadership qualities in the lowmod income youth throughout Brazoria County Precinct 1 by providing training on basic money management, career investigation and benefits of staying in school.

Financing

	Fund Type	Grant Year	Grant	Funded Amount	Drawn In Program Year	Drawn Thru Program Year
CDBG	EN	2022	B22UC480005	\$3,831.10	\$3,831.10	\$3,831.10
Total	Total			\$3,831.10	\$3,831.10	\$3,831.10

Proposed Accomplishments

People (General) : 150

Actual Accomplishments

Number assisted:

	Owner		Renter		Total		Person	
	Total	Hispanic	Total	Hispanic	Total	Hispanic	Total	Hispanic
White:	0	0	0	0	0	0	473	384
Black/African American:	0	0	0	0	0	0	88	0
Asian:	0	0	0	0	0	0	0	0
American Indian/Alaskan Native:	0	0	0	0	0	0	0	0
Native Hawaiian/Other Pacific Islander:	0	0	0	0	0	0	0	0
American Indian/Alaskan Native & White:	0	0	0	0	0	0	0	0
Asian White:	0	0	0	0	0	0	0	0
Black/African American & White:	0	0	0	0	0	0	0	0
American Indian/Alaskan Native & Black/African American:	0	0	0	0	0	0	0	0
Other multi-racial:	0	0	0	0	0	0	37	0
Asian/Pacific Islander:	0	0	0	0	0	0	0	0
Hispanic:	0	0	0	0	0	0	0	0



U.S. Department of Housing and Urban Development
 Office of Community Planning and Development
 Integrated Disbursement and Information System
 CDBG Activity Summary Report (GPR) for Program Year 2022
 BRAZORIA COUNTY

Date: 17-Nov-2023
 Time: 14:17
 Page: 43

Total:	0	0	0	0	0	0	598	384
Female-headed Households:	0		0		0			
<i>Income Category:</i>								
	Owner	Renter	Total	Person				
Extremely Low	0	0	0	427				
Low Mod	0	0	0	18				
Moderate	0	0	0	0				
Non Low Moderate	0	0	0	153				
Total	0	0	0	598				
Percent Low/Mod	74.4%							

Annual Accomplishments

Years	Accomplishment Narrative	# Benefitting
2022	The organization provided a 5 to 8 week program to instill leadership qualities in the low/mod income youths throughout Brazoria County by providing training on basic money management, career investigation and benefits of staying in school.	



U.S. Department of Housing and Urban Development
 Office of Community Planning and Development
 Integrated Disbursement and Information System
 CDBG Activity Summary Report (GPR) for Program Year 2022
 BRAZORIA COUNTY

Date: 17-Nov-2023
 Time: 14:17
 Page: 44

PGM Year:	2022		
Project:	0019 - Junior Achievement		
IDIS Activity:	1812 - Junior Achievement- Pct 2		
Status:	Canceled 9/28/2023 10:17:23 AM	Objective:	Create suitable living environments
Location:	225 Parking Way St Lake Jackson, TX 77566-5226	Outcome:	Sustainability
		Matrix Code:	Child Care Services (05L)
		National Objective:	LMC

Activity to prevent, prepare for, and respond to Coronavirus: No

Initial Funding Date: 12/27/2022

Description:
 Funds will support provision of a 5- to 8-week program to instill leadership qualities in the lowmod income youth in Brazoria County Precinct 2 by providing training on basic money management, career investigation, and benefits of staying in school.

Financing
 No data returned for this view. This might be because the applied filter excludes all data.

Proposed Accomplishments

People (General) : 150

Actual Accomplishments

Number assisted:

	Owner		Renter		Total		Person	
	Total	Hispanic	Total	Hispanic	Total	Hispanic	Total	Hispanic
White:	0	0	0	0	0	0		0
Black/African American:	0	0	0	0	0	0	0	0
Asian:	0	0	0	0	0	0	0	0
American Indian/Alaskan Native:	0	0	0	0	0	0	0	0
Native Hawaiian/Other Pacific Islander:	0	0	0	0	0	0	0	0
American Indian/Alaskan Native & White:	0	0	0	0	0	0	0	0
Asian White:	0	0	0	0	0	0	0	0
Black/African American & White:	0	0	0	0	0	0	0	0
American Indian/Alaskan Native & Black/African American:	0	0	0	0	0	0	0	0



U.S. Department of Housing and Urban Development
 Office of Community Planning and Development
 Integrated Disbursement and Information System
 CDBG Activity Summary Report (GPR) for Program Year 2022
 BRAZORIA COUNTY

Date: 17-Nov-2023
 Time: 14:17
 Page: 45

Other multi-racial:	0	0	0	0	0	0	0	0
Asian/Pacific Islander:	0	0	0	0	0	0	0	0
Hispanic:	0	0	0	0	0	0	0	0
Total:	0	0	0	0	0	0	0	0

Female-headed Households: 0 0 0

Income Category:

	Owner	Renter	Total	Person
Extremely Low	0	0	0	0
Low Mod	0	0	0	0
Moderate	0	0	0	0
Non Low Moderate	0	0	0	0
Total	0	0	0	0

Percent Low/Mod

Annual Accomplishments

No data returned for this view. This might be because the applied filter excludes all data.



U.S. Department of Housing and Urban Development
 Office of Community Planning and Development
 Integrated Disbursement and Information System
 CDBG Activity Summary Report (GPR) for Program Year 2022
 BRAZORIA COUNTY

Date: 17-Nov-2023
 Time: 14:17
 Page: 46

PGM Year:	2022		
Project:	0019 - Junior Achievement		
IDIS Activity:	1813 - Junior Achievement- Pct 3		
Status:	Canceled 9/28/2023 10:21:19 AM	Objective:	Create suitable living environments
Location:	225 Parking Way St Lake Jackson, TX 77566-5226	Outcome:	Sustainability
		Matrix Code:	Child Care Services (05L)
		National Objective:	LMC

Activity to prevent, prepare for, and respond to Coronavirus: No

Initial Funding Date: 12/27/2022

Description:

Funding will support the provision of a 5- to 8-week program to instill leadership qualities in the lowmod income youth in Brazoria County Precinct 3 by providing training on basic money management, career investigation, and benefits of staying in school.

Financing

No data returned for this view. This might be because the applied filter excludes all data.

Proposed Accomplishments

People (General) : 150

Actual Accomplishments

Number assisted:

	Owner		Renter		Total		Person	
	Total	Hispanic	Total	Hispanic	Total	Hispanic	Total	Hispanic
White:	0	0	0	0	0	0		0
Black/African American:	0	0	0	0	0	0	0	0
Asian:	0	0	0	0	0	0	0	0
American Indian/Alaskan Native:	0	0	0	0	0	0	0	0
Native Hawaiian/Other Pacific Islander:	0	0	0	0	0	0	0	0
American Indian/Alaskan Native & White:	0	0	0	0	0	0	0	0
Asian White:	0	0	0	0	0	0	0	0
Black/African American & White:	0	0	0	0	0	0	0	0
American Indian/Alaskan Native & Black/African American:	0	0	0	0	0	0	0	0



U.S. Department of Housing and Urban Development
 Office of Community Planning and Development
 Integrated Disbursement and Information System
 CDBG Activity Summary Report (GPR) for Program Year 2022
 BRAZORIA COUNTY

Date: 17-Nov-2023
 Time: 14:17
 Page: 47

Other multi-racial:	0	0	0	0	0	0	0	0
Asian/Pacific Islander:	0	0	0	0	0	0	0	0
Hispanic:	0	0	0	0	0	0	0	0
Total:	0	0	0	0	0	0	0	0

Female-headed Households: 0 0 0

Income Category:

	Owner	Renter	Total	Person
Extremely Low	0	0	0	0
Low Mod	0	0	0	0
Moderate	0	0	0	0
Non Low Moderate	0	0	0	0
Total	0	0	0	0

Percent Low/Mod

Annual Accomplishments

No data returned for this view. This might be because the applied filter excludes all data.



U.S. Department of Housing and Urban Development
 Office of Community Planning and Development
 Integrated Disbursement and Information System
 CDBG Activity Summary Report (GPR) for Program Year 2022
 BRAZORIA COUNTY

Date: 17-Nov-2023
 Time: 14:17
 Page: 48

PGM Year: 2022
Project: 0019 - Junior Achievement
IDIS Activity: 1814 - Junior Achievement- Pct 4
Status: Completed 9/30/2023 12:00:00 AM
Location: 225 Parking Way St Lake Jackson, TX 77566-5226
Objective: Create suitable living environments
Outcome: Sustainability
Matrix Code: Child Care Services (05L) **National Objective:** LMC

Activity to prevent, prepare for, and respond to Coronavirus: No

Initial Funding Date: 12/27/2022

Description:
 Funding will support the provision of a 5- to 8-week program to instill leadership qualities in the low/mod income youths throughout Brazoria County Precinct 4 by providing training on basic money management, career investigation and benefits of staying in school.

Financing

	Fund Type	Grant Year	Grant	Funded Amount	Drawn In Program Year	Drawn Thru Program Year
CDBG	EN	2022	B22UC480005	\$2,163.84	\$2,163.84	\$2,163.84
Total	Total			\$2,163.84	\$2,163.84	\$2,163.84

Proposed Accomplishments

People (General) : 150

Actual Accomplishments

Number assisted:

	Owner		Renter		Total		Person	
	Total	Hispanic	Total	Hispanic	Total	Hispanic	Total	Hispanic
White:	0	0	0	0	0	0	159	26
Black/African American:	0	0	0	0	0	0	11	0
Asian:	0	0	0	0	0	0	0	0
American Indian/Alaskan Native:	0	0	0	0	0	0	0	0
Native Hawaiian/Other Pacific Islander:	0	0	0	0	0	0	0	0
American Indian/Alaskan Native & White:	0	0	0	0	0	0	0	0
Asian White:	0	0	0	0	0	0	0	0
Black/African American & White:	0	0	0	0	0	0	0	0
American Indian/Alaskan Native & Black/African American:	0	0	0	0	0	0	0	0
Other multi-racial:	0	0	0	0	0	0	3	0
Asian/Pacific Islander:	0	0	0	0	0	0	0	0
Hispanic:	0	0	0	0	0	0	0	0



U.S. Department of Housing and Urban Development
 Office of Community Planning and Development
 Integrated Disbursement and Information System
 CDBG Activity Summary Report (GPR) for Program Year 2022
 BRAZORIA COUNTY

Date: 17-Nov-2023
 Time: 14:17
 Page: 49

Total:	0	0	0	0	0	0	173	26	
Female-headed Households:	0		0		0				
<i>Income Category:</i>									
	Owner	Renter	Total						Person
Extremely Low	0	0	0						97
Low Mod	0	0	0						1
Moderate	0	0	0						0
Non Low Moderate	0	0	0						75
Total	0	0	0						173
Percent Low/Mod									56.6%

Annual Accomplishments

Years	Accomplishment Narrative	# Benefitting
2022	The organization provided a 5 to 8 week program to instill leadership qualities in the low/mod income youths throughout Brazoria County by providing training on basic money management, career investigation and benefits of staying in school.	



U.S. Department of Housing and Urban Development
 Office of Community Planning and Development
 Integrated Disbursement and Information System
 CDBG Activity Summary Report (GPR) for Program Year 2022
 BRAZORIA COUNTY

Date: 17-Nov-2023
 Time: 14:17
 Page: 50

PGM Year: 2022
Project: 0020 - Refuge for Women
IDIS Activity: 1815 - Refuge for Women

Status: Completed 9/30/2023 12:00:00 AM
 Location: 117 Hwy 332 @, #J159 Lake Jackson, TX 77566

Objective: Create suitable living environments
 Outcome: Availability/accessibility
 Matrix Code: Services for victims of domestic violence, dating violence, sexual assault or stalking (05G) National Objective: LMC

Activity to prevent, prepare for, and respond to Coronavirus: No

Initial Funding Date: 12/27/2022

Description:

Funding will support salary costs associated with provision of safe housing for women who have escaped sex trafficking and exploitation.

Financing

	Fund Type	Grant Year	Grant	Funded Amount	Drawn In Program Year	Drawn Thru Program Year
CDBG	EN	2022	B22UC480005	\$25,000.00	\$25,000.00	\$25,000.00
Total	Total			\$25,000.00	\$25,000.00	\$25,000.00

Proposed Accomplishments

People (General) : 4

Actual Accomplishments

Number assisted:

	Owner		Renter		Total		Person	
	Total	Hispanic	Total	Hispanic	Total	Hispanic	Total	Hispanic
White:	0	0	0	0	0	0	6	0
Black/African American:	0	0	0	0	0	0	0	0
Asian:	0	0	0	0	0	0	0	0
American Indian/Alaskan Native:	0	0	0	0	0	0	0	0
Native Hawaiian/Other Pacific Islander:	0	0	0	0	0	0	0	0
American Indian/Alaskan Native & White:	0	0	0	0	0	0	0	0
Asian White:	0	0	0	0	0	0	0	0
Black/African American & White:	0	0	0	0	0	0	0	0
American Indian/Alaskan Native & Black/African American:	0	0	0	0	0	0	0	0
Other multi-racial:	0	0	0	0	0	0	0	0
Asian/Pacific Islander:	0	0	0	0	0	0	0	0
Hispanic:	0	0	0	0	0	0	0	0
Total:	0	0	0	0	0	0	6	0



U.S. Department of Housing and Urban Development
 Office of Community Planning and Development
 Integrated Disbursement and Information System
 CDBG Activity Summary Report (GPR) for Program Year 2022
 BRAZORIA COUNTY

Date: 17-Nov-2023
 Time: 14:17
 Page: 51

Female-headed Households: 0 0 0

Income Category:

	Owner	Renter	Total	Person
Extremely Low	0	0	0	6
Low Mod	0	0	0	0
Moderate	0	0	0	0
Non Low Moderate	0	0	0	0
Total	0	0	0	6
Percent Low/Mod				100.0%

Annual Accomplishments

Years	Accomplishment Narrative	# Benefitting
2022	Program provided safe housing and services to persons fleeing sex trafficking and exploitation.	



U.S. Department of Housing and Urban Development
 Office of Community Planning and Development
 Integrated Disbursement and Information System
 CDBG Activity Summary Report (GPR) for Program Year 2022
 BRAZORIA COUNTY

Date: 17-Nov-2023
 Time: 14:17
 Page: 52

PGM Year: 2022
Project: 0021 - Salvation Army Subsistence Program
IDIS Activity: 1816 - Salvation Army Subsistence program
Status: Completed 6/7/2023 12:00:00 AM
Location: 1618 N Avenue J Freeport, TX 77541-3918
Objective: Create suitable living environments
Outcome: Availability/accessibility
Matrix Code: Subsistence Payment (05Q) **National Objective:** LMC

Activity to prevent, prepare for, and respond to Coronavirus: No

Initial Funding Date: 12/27/2022

Description:

Funds will support provision of emergency assistance in the form of rent and utility assistance to lowmod income residents of Brazoria County.

Financing

	Fund Type	Grant Year	Grant	Funded Amount	Drawn In Program Year	Drawn Thru Program Year
CDBG	EN	2022	B22UC480005	\$17,000.00	\$17,000.00	\$17,000.00
Total	Total			\$17,000.00	\$17,000.00	\$17,000.00

Proposed Accomplishments

People (General) : 40

Actual Accomplishments

Number assisted:

	Owner		Renter		Total		Person	
	Total	Hispanic	Total	Hispanic	Total	Hispanic	Total	Hispanic
White:	0	0	0	0	0	0	39	20
Black/African American:	0	0	0	0	0	0	15	0
Asian:	0	0	0	0	0	0	0	0
American Indian/Alaskan Native:	0	0	0	0	0	0	0	0
Native Hawaiian/Other Pacific Islander:	0	0	0	0	0	0	0	0
American Indian/Alaskan Native & White:	0	0	0	0	0	0	0	0
Asian White:	0	0	0	0	0	0	0	0
Black/African American & White:	0	0	0	0	0	0	0	0
American Indian/Alaskan Native & Black/African American:	0	0	0	0	0	0	0	0
Other multi-racial:	0	0	0	0	0	0	0	0
Asian/Pacific Islander:	0	0	0	0	0	0	0	0
Hispanic:	0	0	0	0	0	0	0	0
Total:	0	0	0	0	0	0	54	20



U.S. Department of Housing and Urban Development
 Office of Community Planning and Development
 Integrated Disbursement and Information System
 CDBG Activity Summary Report (GPR) for Program Year 2022
 BRAZORIA COUNTY

Date: 17-Nov-2023
 Time: 14:17
 Page: 53

Female-headed Households: 0 0 0

Income Category:

	Owner	Renter	Total	Person
Extremely Low	0	0	0	48
Low Mod	0	0	0	6
Moderate	0	0	0	0
Non Low Moderate	0	0	0	0
Total	0	0	0	54
Percent Low/Mod				100.0%

Annual Accomplishments

Years	Accomplishment Narrative	# Benefitting
2022	Program provided rent and utility assistance to 54 people in this program year. All program funds were exhausted by February 2023. Project complete.	



U.S. Department of Housing and Urban Development
 Office of Community Planning and Development
 Integrated Disbursement and Information System
 CDBG Activity Summary Report (GPR) for Program Year 2022
 BRAZORIA COUNTY

Date: 17-Nov-2023
 Time: 14:17
 Page: 54

PGM Year: 2022
Project: 0022 - CDBG General Administration
IDIS Activity: 1817 - 2022 CDBG General Administration
 Status: Open Objective:
 Location: , Outcome:
 Matrix Code: General Program Administration (21A) National Objective:

Activity to prevent, prepare for, and respond to Coronavirus: No

Initial Funding Date: 12/27/2022

Description:
 Funding for administrative costs for administration and management of the CDBG program.

Financing

	Fund Type	Grant Year	Grant	Funded Amount	Drawn In Program Year	Drawn Thru Program Year
CDBG	EN	2022	B22UC480005	\$280,844.59	\$120,578.16	\$120,578.16
Total	Total			\$280,844.59	\$120,578.16	\$120,578.16

Proposed Accomplishments

Actual Accomplishments

Number assisted:

	Owner		Renter		Total		Person	
	Total	Hispanic	Total	Hispanic	Total	Hispanic	Total	Hispanic
White:					0	0		
Black/African American:					0	0		
Asian:					0	0		
American Indian/Alaskan Native:					0	0		
Native Hawaiian/Other Pacific Islander:					0	0		
American Indian/Alaskan Native & White:					0	0		
Asian White:					0	0		
Black/African American & White:					0	0		
American Indian/Alaskan Native & Black/African American:					0	0		
Other multi-racial:					0	0		
Asian/Pacific Islander:					0	0		
Hispanic:					0	0		
Total:	0	0	0	0	0	0	0	0

Female-headed Households:

0



U.S. Department of Housing and Urban Development
Office of Community Planning and Development
Integrated Disbursement and Information System
CDBG Activity Summary Report (GPR) for Program Year 2022
BRAZORIA COUNTY

Date: 17-Nov-2023

Time: 14:17

Page: 55

Income Category:

	Owner	Renter	Total	Person
Extremely Low			0	
Low Mod			0	
Moderate			0	
Non Low Moderate			0	
Total	0	0	0	0
Percent Low/Mod				

Annual Accomplishments

No data returned for this view. This might be because the applied filter excludes all data.



U.S. Department of Housing and Urban Development
 Office of Community Planning and Development
 Integrated Disbursement and Information System
 CDBG Activity Summary Report (GPR) for Program Year 2022
 BRAZORIA COUNTY

Date: 17-Nov-2023
 Time: 14:17
 Page: 56

PGM Year: 2021
Project: 0002 - Brazoria County Septic Program
IDIS Activity: 1822 - ANG- CR615- JH
Status: Open
Location: 122 County Road 615 Angleton, TX 77515-8722
Objective: Provide decent affordable housing
Outcome: Affordability
Matrix Code: Rehab; Single-Unit Residential (14A) **National Objective:** SBS

Activity to prevent, prepare for, and respond to Coronavirus: No

Initial Funding Date: 02/21/2023

Description:
 Replacement of one on-site septic system to alleviate a public health hazard.

Financing

	Fund Type	Grant Year	Grant	Funded Amount	Drawn In Program Year	Drawn Thru Program Year
CDBG	EN	2021	B21UC480005	\$15,000.00	\$2,160.37	\$2,160.37
Total	Total			\$15,000.00	\$2,160.37	\$2,160.37

Proposed Accomplishments

Housing Units : 1

Annual Accomplishments

Years	Accomplishment Narrative	# Benefiting
2022	Activity remains underway. Progress delayed due to complications in finding a septic designer and contractor to bid on the project. It is anticipated that this activity will complete during next program year.	



U.S. Department of Housing and Urban Development
Office of Community Planning and Development
Integrated Disbursement and Information System
CDBG Activity Summary Report (GPR) for Program Year 2022
BRAZORIA COUNTY

Date: 17-Nov-2023

Time: 14:17

Page: 57

Total Funded Amount:	\$2,520,853.82
Total Drawn Thru Program Year:	\$1,559,403.51
Total Drawn In Program Year:	\$1,330,436.93



U.S. Department of Housing and Urban Development
 Office of Community Planning and Development
 Integrated Disbursement and Information System
 CDBG Summary of Accomplishments
 Program Year: 2022

DATE: 11-06-23
 TIME: 15:20
 PAGE: 1

BRAZORIA COUNTY

Count of CDBG Activities with Disbursements by Activity Group & Matrix Code

Activity Group	Activity Category	Open Count	Open Activities Disbursed	Completed Count	Completed Activities Disbursed	Program Year Count	Total Activities Disbursed
Housing	Rehab; Single-Unit Residential (14A)	1	\$2,160.37	2	\$13,516.40	3	\$15,676.77
	Total Housing	1	\$2,160.37	2	\$13,516.40	3	\$15,676.77
Public Facilities and Improvements	Parks, Recreational Facilities (03F)	1	\$4,810.14	1	\$31,000.00	2	\$35,810.14
	Water/Sewer Improvements (03J)	3	\$358,730.01	2	\$208,365.00	5	\$567,095.01
	Street Improvements (03K)	1	\$11,097.21	1	\$173,500.60	2	\$184,597.81
	Fire Station/Equipment (03O)	1	\$1,755.50	0	\$0.00	1	\$1,755.50
	Non-Residential Historic Preservation (16B)	0	\$0.00	1	\$38,729.70	1	\$38,729.70
	Total Public Facilities and Improvements	6	\$376,392.86	5	\$451,595.30	11	\$827,988.16
Public Services	Senior Services (05A)	0	\$0.00	2	\$35,000.00	2	\$35,000.00
	Youth Services (05D)	0	\$0.00	1	\$30,640.00	1	\$30,640.00
	Services for victims of domestic violence, dating violence, sexual assault or stalking (05G)	0	\$0.00	1	\$25,000.00	1	\$25,000.00
	Employment Training (05H)	0	\$0.00	1	\$11,736.00	1	\$11,736.00
	Child Care Services (05L)	0	\$0.00	5	\$32,994.94	5	\$32,994.94
	Health Services (05M)	0	\$0.00	1	\$18,157.68	1	\$18,157.68
	Mental Health Services (05O)	0	\$0.00	2	\$27,297.70	2	\$27,297.70
	Subsistence Payment (05Q)	0	\$0.00	1	\$17,000.00	1	\$17,000.00
	Food Banks (05W)	0	\$0.00	1	\$21,793.98	1	\$21,793.98
	Total Public Services	0	\$0.00	15	\$219,620.30	15	\$219,620.30
General Administration and Planning	General Program Administration (21A)	3	\$267,151.70	0	\$0.00	3	\$267,151.70
	Total General Administration and Planning	3	\$267,151.70	0	\$0.00	3	\$267,151.70
Grand Total		10	\$645,704.93	22	\$684,732.00	32	\$1,330,436.93



U.S. Department of Housing and Urban Development
 Office of Community Planning and Development
 Integrated Disbursement and Information System
 CDBG Summary of Accomplishments
 Program Year: 2022

DATE: 11-06-23
 TIME: 15:20
 PAGE: 2

BRAZORIA COUNTY

CDBG Sum of Actual Accomplishments by Activity Group and Accomplishment Type

Activity Group	Matrix Code	Accomplishment Type	Open Count	Completed Count	Program Year Totals
Housing	Rehab; Single-Unit Residential (14A)	Housing Units	0	2	2
	Total Housing		0	2	2
Public Facilities and Improvements	Parks, Recreational Facilities (03F)	Public Facilities	0	785	785
	Water/Sewer Improvements (03J)	Persons	0	3,725	3,725
	Street Improvements (03K)	Persons	0	96	96
	Fire Station/Equipment (03O)	Public Facilities	0	0	0
	Non-Residential Historic Preservation (16B)	Organizations	0	3,890	3,890
	Total Public Facilities and Improvements		0	8,496	8,496
Public Services	Senior Services (05A)	Persons	0	217	217
	Youth Services (05D)	Persons	0	925	925
	Services for victims of domestic violence, dating violence, sexual assault or stalking (05G)	Persons	0	6	6
	Employment Training (05H)	Persons	0	8	8
	Child Care Services (05L)	Persons	0	1,370	1,370
	Health Services (05M)	Persons	0	40	40
	Mental Health Services (05O)	Persons	0	60	60
	Subsistence Payment (05Q)	Persons	0	54	54
	Food Banks (05W)	Persons	0	212	212
Total Public Services		0	2,892	2,892	
Grand Total			0	11,390	11,390



BRAZORIA COUNTY

CDBG Beneficiaries by Racial / Ethnic Category

Housing-Non Housing	Race	Total Persons	Total Hispanic Persons	Total Households	Total Hispanic Households
Housing	White	0	0	2	0
	Total Housing	0	0	2	0
Non Housing	White	2,340	1,293	0	0
	Black/African American	412	0	0	0
	Asian	5	0	0	0
	American Indian/Alaskan Native	13	0	0	0
	Native Hawaiian/Other Pacific Islander	5	0	0	0
	Other multi-racial	117	0	0	0
	Total Non Housing	2,892	1,293	0	0
Grand Total	White	2,340	1,293	2	0
	Black/African American	412	0	0	0
	Asian	5	0	0	0
	American Indian/Alaskan Native	13	0	0	0
	Native Hawaiian/Other Pacific Islander	5	0	0	0
	Other multi-racial	117	0	0	0
	Total Grand Total	2,892	1,293	2	0



U.S. Department of Housing and Urban Development
Office of Community Planning and Development
Integrated Disbursement and Information System
CDBG Summary of Accomplishments
Program Year: 2022

DATE: 11-06-23
TIME: 15:20
PAGE: 4

BRAZORIA COUNTY

CDBG Beneficiaries by Income Category [\(Click here to view activities\)](#)

Income Levels		Owner Occupied	Renter Occupied	Persons
Non Housing	Extremely Low (<=30%)	0	0	1,874
	Low (>30% and <=50%)	0	0	556
	Mod (>50% and <=80%)	0	0	43
	Total Low-Mod	0	0	2,473
	Non Low-Mod (>80%)	0	0	419
	Total Beneficiaries	0	0	2,892



Program Year 2022 Funds

2022 CDBG Allocation	\$1,628,685.00
Program Income Received During Program Year 2022	\$0.00
Funds Returned to Local Program Account During Program Year 2022	\$0.00
Total Available¹	\$1,628,685.00

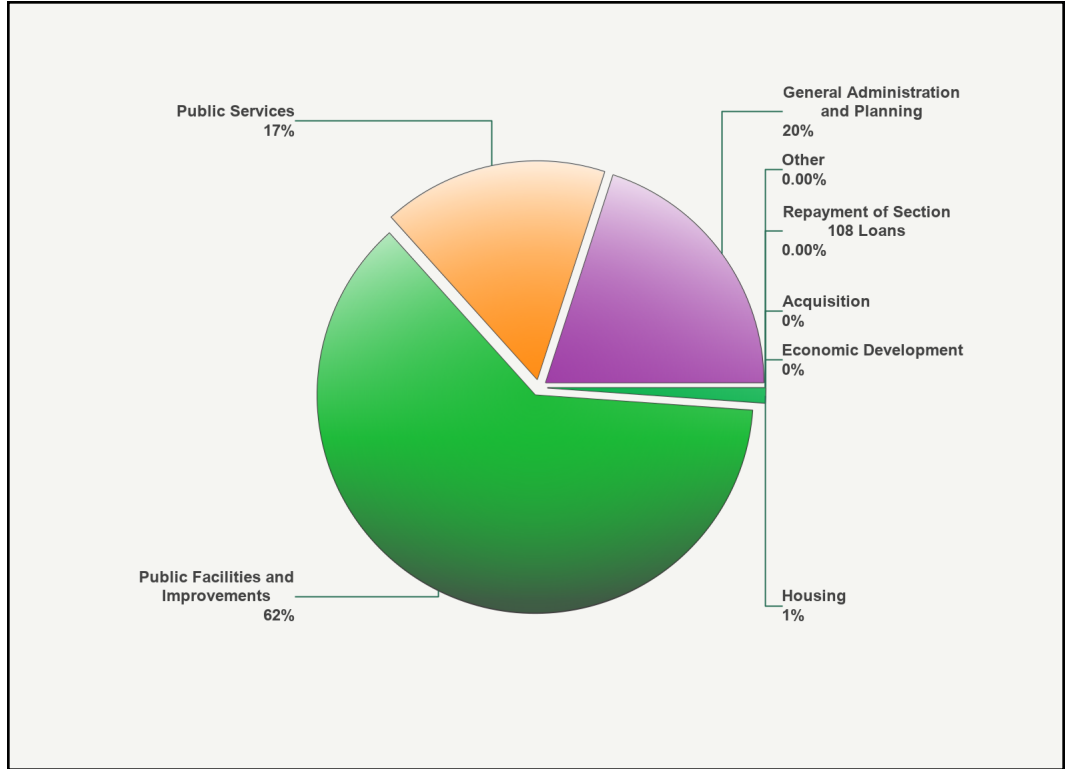
Expenditures²

Type of Activity	Expenditure	Percentage
Acquisition	\$0.00	0.00%
Economic Development	\$0.00	0.00%
Housing	\$15,676.77	1.18%
Public Facilities and Improvements	\$827,988.16	62.23%
Public Services	\$219,620.30	16.51%
General Administration and Planning	\$267,151.70	20.08%
Other	\$0.00	0.00%
Repayment of Section 108 Loans	\$0.00	0.00%
Total	\$1,330,436.93	100.00%

Timeliness

Timeliness Ratio - unexpended funds as percent of 2022 allocation 1.22

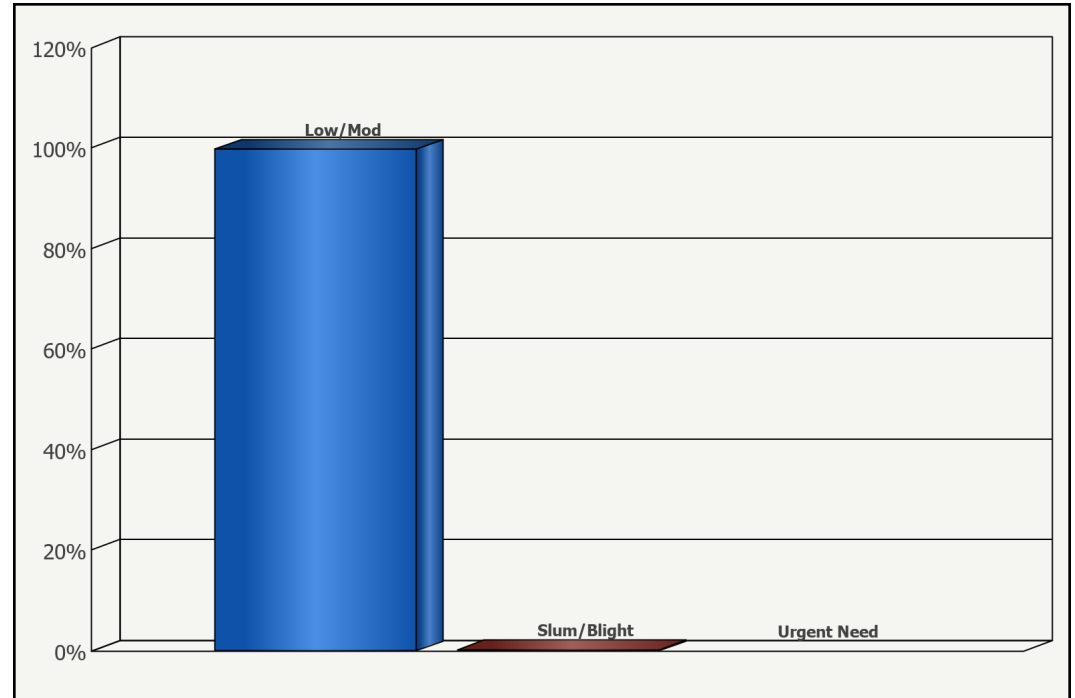
Expenditures by Type of Activity (%) Expenditures by Type of Activity (\$)





Program Targeting

1 -Percentage of Expenditures Assisting Low- and Moderate-Income Persons and Households Either Directly or On an Area Basis ³	99.80%
2 -Percentage of Expenditures That Benefit Low/Mod Income Areas	77.87%
3 -Percentage of Expenditures That Aid in The Prevention or Elimination of Slum or Blight	0.20%
4 -Percentage of Expenditures Addressing Urgent Needs	0.00%
5 -Funds Expended in Neighborhood (Community For State) Revitalization Strategy Areas and by Community Development Financial Institution.	\$0.00
6 -Percentage of Funds Expended in Neighborhood (Community For State) Revitalization Strategy Areas and by Community Development Financial Institution	0.00%



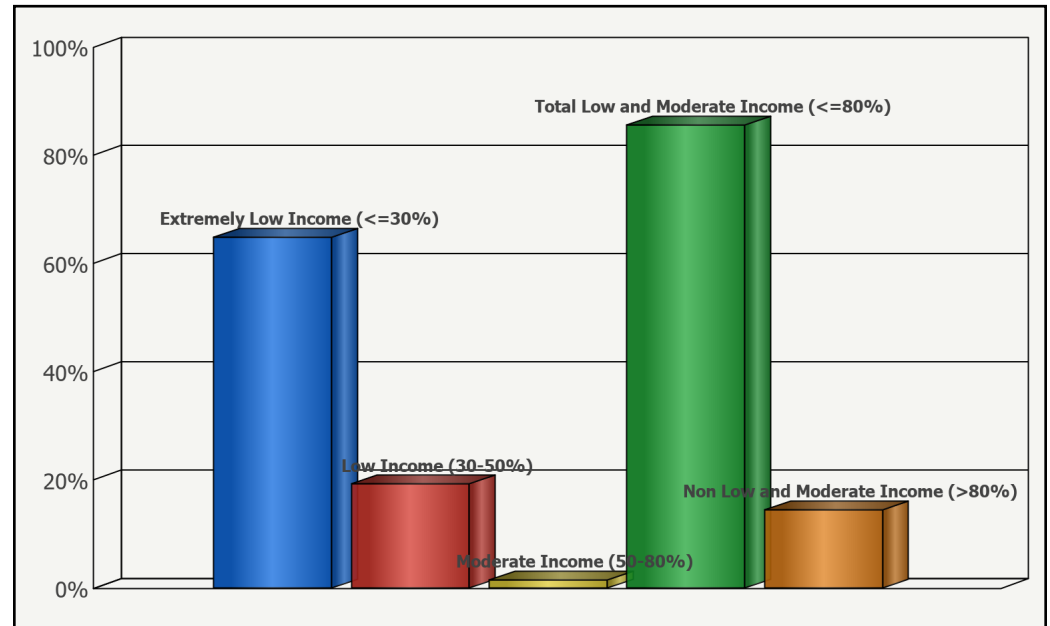


CDBG Beneficiaries by Racial/Ethnic Category⁴

Race	Total	Hispanic
White	80.91%	100.00%
Black/African American	14.25%	0.00%
Asian	0.17%	0.00%
American Indian/Alaskan Native	0.45%	0.00%
Native Hawaiian/Other Pacific Islander	0.17%	0.00%
American Indian/Alaskan Native & White	0.00%	0.00%
Asian & White	0.00%	0.00%
Black/African American & White	0.00%	0.00%
Amer. Indian/Alaskan Native & Black/African Amer.	0.00%	0.00%
Other multi-racial	4.05%	0.00%
Asian/Pacific Islander (valid until 03-31-04)	0.00%	0.00%
Hispanic (valid until 03-31-04)	0.00%	0.00%

Income of CDBG Beneficiaries

Income Level	Percentage
Extremely Low Income (<=30%)	64.80%
Low Income (30-50%)	19.23%
Moderate Income (50-80%)	1.49%
Total Low and Moderate Income (<=80%)	85.51%
Non Low and Moderate Income (>80%)	14.49%





U.S. Department of Housing and Urban Development
Office of Community Planning and Development
Integrated Disbursement and Information System
CDBG Community Development Block Grant Performance Profile
PR54 - BRAZORIA COUNTY, TX
Program Year From 10-01-2022 To 09-30-2023

DATE: 11-06-23
TIME: 15:31
PAGE: 4

Accomplishment	Number
Actual Jobs Created or Retained	0
Households Receiving Housing Assistance	0
Persons Assisted Directly, Primarily By Public Services and Public Facilities	2,892
Persons for Whom Services and Facilities were Available	8,496 ⁵
Units Rehabilitated-Single Units	0
Units Rehabilitated-Multi Unit Housing	0

Funds Leveraged for Activities Completed: \$1,713,613.66

Notes

1 Also, additional funds may have been available from prior years.

2 The return of grant funds is not reflected in these expenditures.

3 Derived by dividing annual expenditures for low-and moderate-income activities by the total expenditures for all activities (excluding planning and administration, except when State planning activities have a national objective) during the program year.

4 For entitlement communities, these data are only for those activities that directly benefit low- and moderate-income persons or households. They do not include data for activities that provide assistance to low- and moderate-income persons on an area basis, activities that aid in the prevention and elimination of slums and blight, and activities that address urgent needs. For states, these data are reported for all activities that benefit low- and moderate-income persons or households, aid in the prevention and elimination of slums and blight, and address urgent needs.

5 This number represents the total number of persons/households for whom services/facilities were available for [in many cases] multiple area benefit activities as reported by grantees. A service or facility meeting the national objective of benefiting low- and moderate-income persons on an area basis is available to all residents of the area served by the activity. If one or more activities had the same or overlapping service areas, the number of persons served by each activity was used to calculate the total number served; e.g., if two activities providing different services had the same service area, the number of persons in the service area would be counted twice; once for each activity.



U.S. Department of Housing and Urban Development
 Office of Community Planning and Development
 Integrated Disbursement and Information System
 Status of HOME Activities - Entitlement
 BRAZORIA COUNTY, TX

DATE: 11-15-23
 TIME: 16:39
 PAGE: 1

IDIS - PR22

Note:
 WAED - Written Agreement Execution Date
 IFD - Initial Funding Date

Tenure Type	Activity Type	IDIS Activity	Activity Address	Activity Status	Status Date	Total Units	Home Total HH Units Assisted	Commitment Date	Commitment Date Type	Committed Amount	Drawn Amount	PCT	
Homeowner Rehab	REHABILITATION	1786	317 N Parrish St , Angleton TX, 77515	Completed	06/13/23	1	1	N/A	03/03/22	WAED	\$162,974.50	\$162,974.50	100.00%
Homeowner Rehab	REHABILITATION	1787	2293 County Road 58 , Rosharon TX, 77583	Completed	06/13/23	1	1	N/A	03/01/22	WAED	\$163,441.50	\$163,441.50	100.00%
Homeowner Rehab	REHABILITATION	1820	504 W Peach St , Angleton TX, 77515	Open	10/25/23	0	0	N/A	11/28/22	WAED	\$147,615.30	\$99,420.64	67.35%
Homeowner Rehab	REHABILITATION	1824	1219 W 4th St , Freeport TX, 77541	Open	10/25/23	0	0	N/A	09/28/23	WAED	\$200,000.00	\$2,300.00	1.15%
AD/CO/CC	AD/CO/CC	1819	, ,	Final Draw	07/10/23	0	0	0	12/27/22	IFD	\$57,871.10	\$57,871.10	100.00%



HESG Grant Expenditure Deadline Review

FUNDING YEAR	STATE	FIELD OFFICE	GRANTEE	GRANT FLAG STATUS
2021	All States	All Field Offices	All Grantees	All Grants Flag Status

Grant Summary			Financial Summary			Grant Flag Category Status		
	Count	Percent		Award Amount	Drawn Amount	Balance	Percent	Count
Total	1	100.00%	\$160K	\$154,660.00	\$154,660.00		<p>100.00%</p>	<p>1</p>
Number of Grants Fully Drawn	1	100.00%	\$140K					
Grant Flag Summary			\$120K				<p>Flag Category</p> <ul style="list-style-type: none"> Gran... <p>Number of Grants F...</p> <ul style="list-style-type: none"> = 0 	
	Count	Percent	\$100K					
Total	1	100.00%	\$80K					
Grant Not Flagged	1	100.00%	\$60K			\$0.00		

Summary by Field Office				Summary by Grantee			All Grants Detail by Grantee						
Field Office	Number of Grants	Number of Grants Flagged	Per Flag	Grantee	Number of Grants	Number of Grants Flagged	Grantee	Grant Year	Grant Number	Grant Status	Expenditure Deadline	Flag Category	Gr. Flag
HOUSTON	1	0	0.	BRAZORIA COUNTY	1	0	BRAZORIA COUNTY	2021	E21UC480005	Active	9/15/2023 12:00:00 AM	Grant Not Flagged	



HESG Grant Expenditure Deadline Review

FUNDING YEAR	STATE	FIELD OFFICE	GRANTEE	GRANT FLAG STATUS
All Funding Years	All States	All Field Offices	All Grantees	All Grants Flag Status

Grant Summary			Financial Summary			Grant Flag Category Status	
	Count	Percent	Award Amount	Drawn Amount	Balance	Percent	Count
Total	1	100.00%	\$1.8M	\$1,652,137.00	\$145,395.96		
Number of Grants with Balance	1	100.00%	\$1.6M	\$1,506,741.04			
Grant Flag Summary							
	Count	Percent					
Total	1	100.00%					
Grant Flagged	1	100.00%					

Flag Category
■ Awaiting ...
 Number of Grants
 ● = 1

Summary by Field Office				Summary by Grantee				All Grants Detail by Grantee							
Field Office	Number of Grants	Number of Grants Flagged	Percent Flagged	Grantee	Number of Grants	Number of Grants Flagged	Percent Flagged	Grantee	Grant Year	Grant Number	Grant Status	Expenditure Deadline	Flag Category	Grant Flagged	Award Amount
HOUSTON	1	1	100.00%	BRAZORIA COUNTY	1	1	100.00%	BRAZORIA COUNTY	2020	E20UW480005	Active	9/30/2023 12:00:00 AM	Awaiting Field Office Review	YES	\$1,652,137.00



REPORT FOR CPD PROGRAM CDBG
 PGM YR 2022

Section 3 Total By Program	CDBG
Total Number of Activities	2
Total Labor Hours	1,514
Section 3 Worker Hours	949
Targeted Section 3 Worker Hours	0
Qualitative Efforts	
A Outreach efforts to generate job applicants who are Public Housing Targeted Workers	0
B Outreach efforts to generate job applicants who are Other Funding Targeted Workers	0
C Direct, on-the job training (including apprenticeships)	0
D Indirect training such as arranging for, contracting for, or paying tuition for, off-site training	0
E Technical assistance to help Section 3 workers compete for jobs (e.g., resume assistance, coaching)	0
F Outreach efforts to identify and secure bids from Section 3 business concerns	2
G Technical assistance to help Section 3 business concerns understand and bid on contracts	0
H Division of contracts into smaller jobs to facilitate participation by Section 3 business concerns	0
I Provided or connected residents with assistance in seeking employment including: drafting resumes, preparing for interviews, finding job opportunities, connecting residents to job placement services	0
J Held one or more job fairs	0
K Provided or connected residents with supportive services that can provide direct services or referrals	1
L Provided or connected residents with supportive services that provide one or more of the following: work readiness health screenings, interview clothing, uniforms, test fees, transportation	0
M Assisted residents with finding child care	0
N Assisted residents to apply for/or attend community college or a four year educational institution	1
O Assisted residents to apply for or attend vocational/technical training	1
P Assisted residents to obtain financial literacy training and/or coaching	0
Q Bonding assistance, guaranties, or other efforts to support viable bids from Section 3 business concerns	0
R Provided or connected residents with training on computer use or online technologies	0
S Promoting the use of a business registry designed to create opportunities for disadvantaged and small businesses	1
T Outreach, engagement, or referrals with the state one-stop system, as designed in Section 121(e)(2) of the Workforce Innovation and Opportunity Act	0
U Other	0



U.S. Department of Housing and Urban Development
 Office of Community Planning and Development
 Integrated Disbursement and Information System
 Section 3 Report
 Grantee: BRAZORIA COUNTY

DATE: 11-09-23
 TIME: 10:56
 PAGE: 2

Section 3 Details By Program, Program Year & Activity

Program	Program Year	Field Office	Grantee	Activity ID	Activity Name	Qualitative Efforts - Other Effort Description	Total Labor Hours	S3 Worker Hours	S3W Benchmark Met (25%)	Targeted S3W Hours	Targeted S3W Benchmark Met (5%)	A	B	C	D	E	F	G	H	I	J	K	L	M	N	O	P	Q	R	S	T	U
CDBG	2022	HOUSTON	BRAZORIA COUNTY	1712	Sweeny Waste Water Treatment Plant Improvements		183	127	Yes	0	No						X									X			X			
CDBG	2022	HOUSTON	BRAZORIA COUNTY	1758	Freeport Sewer Improvements		1,331	822	Yes	0	No					X						X			X							
CDBG	2022	Total for 2022					1,514	949	2	0	0	0	0	0	0	0	2	0	0	0	0	1	0	0	1	1	0	0	0	1	0	0
CDBG	Total						1,514	949	2	0	0	0	0	0	0	0	2	0	0	0	0	1	0	0	1	1	0	0	0	1	0	0

Legend

- A** Outreach efforts to generate job applicants who are Public Housing Targeted Workers
- B** Outreach efforts to generate job applicants who are Other Funding Targeted Workers.
- C** Direct, on-the job training (including apprenticeships).
- D** Indirect training such as arranging for, contracting for, or paying tuition for, off-site training.
- E** Technical assistance to help Section 3 workers compete for jobs (e.g., resume assistance, coaching).
- F** Outreach efforts to identify and secure bids from Section 3 business concerns.
- G** Technical assistance to help Section 3 business concerns understand and bid on contracts.
- H** Division of contracts into smaller jobs to facilitate participation by Section 3 business concerns.
- I** Provided or connected residents with assistance in seeking employment including: drafting resumes, preparing for interviews, finding job opportunities, connecting residents to job placement services.
- J** Held one or more job fairs.
- K** Provided or connected residents with supportive services that can provide direct services or referrals.
- L** Provided or connected residents with supportive services that provide one or more of the following: work readiness health screenings, interview clothing, uniforms, test fees, transportation.
- M** Assisted residents with finding child care.
- N** Assisted residents to apply for/or attend community college or a four year educational institution.
- O** Assisted residents to apply for or attend vocational/technical training.
- P** Assisted residents to obtain financial literacy training and/or coaching.
- Q** Bonding assistance, guaranties, or other efforts to support viable bids from Section 3 business concerns.
- R** Provided or connected residents with training on computer use or online technologies.
- S** Promoting the use of a business registry designed to create opportunities for disadvantaged and small businesses.
- T** Outreach, engagement, or referrals with the state one-stop system, as designed in Section 121(e)(2) of the Workforce Innovation and Opportunity Act.
- U** Other

BRAZORIA COUNTY HOME MATCH SOURCES

Date	Name	Address	Type	Match Source	Match Description	Match Value	Match Total
FY 2021	Various Homeowners	Various - See Permit fees tab	RHB	Various City permit fees, Septic Fees, and County Fees	Permit Fees	\$ 1,940.55	\$ 40,895.42
	Various Homeowners	Various - See recording fees tab	RHB	Brazoria County County Clerks Office	Recording Fees	\$ 1,400.00	
	FTHB Program	Various - See FTHB release fees tab	RHB	Brazoria County County Clerks Office	FTHB Releases	\$ 104.00	
	SETH Bond	101 Verde Dr	MFH	Costa Verde	25% of match obligation	\$ 37,450.87	
FY 2022	Various Homeowners	Various - See Permit fees tab	RHB	Septic Fees, and County Fees	Permit Fees	\$ 963.00	\$ 50,105.17
	Various Homeowners	Various - See recording fees tab	RHB	Brazoria County County Clerks Office	Recording Fees	\$ 1,312.00	
	FTHB Program	Various - See FTHB release fees tab	RHB	Brazoria County County Clerks Office	FTHB Releases	\$ 26.00	
	SETH Bond	101 Verde Dr	MFH	Costa Verde	25% of match obligation	\$ 47,804.17	
FY 2023	Various Homeowners	Various - See Permit fees tab	RHB	Septic Fees, and County Fees	Permit Fees	\$ 963.00	\$ 16,344.79
	Various Homeowners	Various - See recording fees tab	RHB	Brazoria County County Clerks Office	Recording Fees	\$ 4,530.00	
	FTHB Program	Various - See FTHB release fees tab	RHB	Brazoria County County Clerks Office	FTHB Releases	\$ 240.00	
	SETH Bond	101 Verde Dr	MFH	Costa Verde	25% of match obligation	\$ 10,611.79	
Total Match Contribution						\$ 4,461,410.13	

ESG Expenditure Report

Grantee	Brazoria County		Grant Amount	\$ 154,660.00	
Grant #	E-21-UC-480004		Cumulative Expenditures	\$ 154,660.00	
Report Period	October 1, 2022 - September 30, 2023		Unexpended Balance	\$ -	% Administration (7.5% cap) 7.5%

IDIS Project #	Project Name	Rehabilitation		Rapid Re-Housing		Homeless Prevention		HMIS		Administration	
		This Year	Cumulative	This Year	Cumulative	This Year	Cumulative	This Year	Cumulative	This Year	Cumulative
0	0		\$ -		\$ -		\$ -		\$ -		\$ -
0	Salvation Army Shelter	\$ 80,000.00	\$ 80,000.00		\$ -		\$ -		\$ -		\$ -
0	0		\$ -		\$ -		\$ -		\$ -		\$ -
0	0		\$ -		\$ -		\$ -		\$ -		\$ -
0	Brazoria County Welfare - RRH		\$ -		\$ 20,000.00		\$ -		\$ -		\$ -
0	Brazoria County Welfare - HP		\$ -		\$ -		\$ 41,500.00		\$ -		\$ -
0	0		\$ -		\$ -		\$ -		\$ -		\$ -
0	HMIS		\$ -		\$ -		\$ -		\$ 1,560.50		\$ -
0	0		\$ -		\$ -		\$ -		\$ -		\$ -
0	General Admin		\$ -		\$ -		\$ -		\$ -		\$ 11,599.50
0	0		\$ -		\$ -		\$ -		\$ -		\$ -
0	0		\$ -		\$ -		\$ -		\$ -		\$ -
0	0		\$ -		\$ -		\$ -		\$ -		\$ -
0	0		\$ -		\$ -		\$ -		\$ -		\$ -
0	0		\$ -		\$ -		\$ -		\$ -		\$ -
0	0		\$ -		\$ -		\$ -		\$ -		\$ -
Totals		\$ 80,000.00	\$ 80,000.00	\$ -	\$ 20,000.00	\$ -	\$ 41,500.00	\$ -	\$ 1,560.50	\$ -	\$ 11,599.50

Comments:

BRAZORIA COUNTY PY 2022 ESG MATCH LOG

Date	Match Source	Item Description	Match Value	Match Total
	Food donation	Houston Food bank	39,307.00	
	Various -	Gifts in Kind for Food & Hygiene supplies	72,749.49	
	Chick-Fil-A, Panera Bread, Domino's Pizza, and various private donations			
			-	
				\$112,056.49
Agency	Fund Year	Program Description/Activity	Liability	
Salvation Army	2021	Shelter Rehab - Furnishings/Supplies	80,000.00	
				80,000.00
			Excess Match	<u>32,056.49</u>

Contains all user-entered forms and aggregate CAPER-CSV data.

Report Date Range

10/1/2022 to 9/30/2023

Contact Information

First Name Jennifer
 Middle Name
 Last Name Crainer
 Suffix
 Title
 Street Address 1 1524 E. Mulberry, Suite 162
 Street Address 2
 City Angleton
 State Texas
 ZIP Code 77515
 E-mail Address jenniferc@brazoriacountytx.gov
 Phone Number (979)864-1220
 Extension
 Fax Number (979)864-1427

Project types carried out during the program year

Components	Projects	Total Persons Reported	Total Households Reported
Emergency Shelter - Entry Exit	0	0	0
Emergency Shelter - Night-by-Night	0	0	0
Day Shelter	0	0	0
Transitional Housing	0	0	0
Total Emergency Shelter Component	0	0	0
Total Street Outreach	0	0	0
Total PH - Rapid Re-Housing	0	0	0
Total Homelessness Prevention	0	0	0

Grant Information

Emergency Shelter Rehab/Conversion

Did you create additional shelter beds/units through an ESG-funded rehab project No
 Did you create additional shelter beds/units through an ESG-funded conversion project No

Data Participation Information

Are there any funded projects, except HMIS or Admin, which are not listed on the Project, Links and Uploads form? This includes projects in the HMIS and from VSP No

Project Outcomes

Project outcomes are required for all CAPERS where the program year start date is 1-1-2021 or later. This form replaces the narrative in CR-70 of the eCon Planning Suite.

From the Action Plan that covered ESG for this reporting period copy and paste or retype the information in Question 5 on screen AP-90: "Describe performance standards for evaluating ESG."

No outcomes were reported due to the shelter was under construction.

Based on the information from the Action Plan response previously provided to HUD:

1. Briefly describe how you met the performance standards identified in A-90 this program year. *If they are not measurable as written type in N/A as the answer.*

N/A

2. Briefly describe what you did not meet and why. *If they are not measurable as written type in N/A as the answer.*

No outcomes were met due to the shelter was currently under renovations

OR

3. If your standards were not written as measurable, provide a sample of what you will change them to in the future? *If they were measurable and you answered above type in N/A as the answer.*

N/A

Volunteer Incentives (unique activity)	
Training (unique activity)	
Handwashing Stations/Portable Bathrooms (unique activity)	
Street Outreach Expenses	0.00
	FY2023 Annual ESG Funds for
	Non-COVID
Other ESG Expenditures	
Cell Phones - for persons in CoC/YHDP funded projects (unique activity)	
Coordinated Entry COVID Enhancements (unique activity)	
Training (unique activity)	
Vaccine Incentives (unique activity)	
HMIS	
Administration	
Other Expenses	0.00
	FY2023 Annual ESG Funds for
	Non-COVID
Total Expenditures	80,000.00
Match	
Total ESG expenditures plus match	80,000.00

Total expenditures plus match for all years 80,000.00

Sources of Match

	FY2022	FY2021	FY2020	FY2019	FY2018	FY2017	FY2016	FY2015
Total regular ESG plus COVID expenditures brought forward	\$0.00	\$0.00	\$0.00	\$0.00	\$0.00	\$0.00	\$0.00	\$0.00
Total ESG used for COVID brought forward	\$0.00	\$0.00	\$0.00	\$0.00	\$0.00	\$0.00	\$0.00	\$0.00
Total ESG used for regular expenses which requires a match	\$0.00	\$0.00	\$0.00	\$0.00	\$0.00	\$0.00	\$0.00	\$0.00
Match numbers from financial form	\$0.00	\$0.00	\$0.00	\$0.00	\$0.00	\$0.00	\$0.00	\$0.00
Match Percentage	0%	0%	0%	0%	0%	0%	0%	0%

Match Source FY2022 FY2021 FY2020 FY2019 FY2018 FY2017 FY2016 FY2015

Other Non-ESG HUD Funds								
Other Federal Funds								
State Government								
Local Government								
Private Funds								
Other	112,056.49							
Fees								
Program Income								
Total Cash Match	112,056.49	0.00	0.00	0.00	0.00	0.00	0.00	0.00
Non Cash Match								
Total Match	112,056.49	0.00	0.00	0.00	0.00	0.00	0.00	0.00

Program Income

Program income is the income received by the recipient or subrecipient directly generated by a grant supported activity. Program income is defined in 2 CFR §200.307. More information is also available in the ESG CAPER Guidebook in the resources tab above.

Did the recipient earn program income from any ESG project during the program year? No

Report: ESG-CV

Period: 10/1/2023 - 12/31/2023 (FY2024 Q13)

Your user level here: Data Entry

Report Date Range

10/1/2023 to 12/31/2023

Report first submitted to HUD on

Reporting Requirements Identified

Have you executed your ESG-CV Grant Agreement? **Yes**

Have you made any expenditures? **Yes**

Identify the expenditures made to date **Admin, Emergency Shelter, Rapid Re-Housing, Homelessness Prevention**

HMIS/VSP Contacts Identified

Organization	HMIS/VSP ID	VSP?	Contact Name	Contact Email	Contact Phone
Texas Homeless Network	THNBCCD	No	Paula Dewey	Paula@thn.org	(512)965-4646

Project and Bundle List

Component Type	Subrecipient	Sub-subrecipient	Project Name	Carried Forward?	Start Date	End Date	HMIS ID	HMIS Full Name	VSP?	Bundle - Quarterly	Bundle Sent?	Bundle - Cumulative	Bundle Sent?
Emergency Shelter (CV)	Salvation Army of Freeport		Salvation Army Shelter Conversion	Y	4/1/2021		THNBCCD	Texas Homeless Network	No	<u>THNBCCD-ES-CV-1</u>	Yes	<u>THNBCCD-ES-CV-2</u>	Yes
Homelessness Prevention	United Way of Brazoria County		Homeless Prevention - CV	Y	4/22/2020	1/31/2022	THNBCCD	Texas Homeless Network	No			<u>THNBCCD-HP-1</u>	Yes
PH - Rapid Re-Housing	United Way of Brazoria County		Rapid Rehousing- CV	Y	4/22/2020	1/31/2022	THNBCCD	Texas Homeless Network	No			<u>THNBCCD-RRH-1</u>	Yes

CUMULATIVE Projects carried out during the program year (according to files that have been uploaded)

Components	Projects	Total Persons Reported	Total Households Reported
Emergency Shelter - Entry Exit	0	0	0
Emergency Shelter - Night-by-Night/Temporary Emergency Shelter	0	0	0
Day Shelter	0	0	0
Transitional Housing	0	0	0
Total Emergency Shelter Component	0	0	0
Total Street Outreach	0	0	0
Total PH - Rapid Re-Housing	1	40	19
Total Homelessness Prevention	1	457	167

QUARTERLY Projects carried out during the program year (according to files that have been uploaded)

Components	Projects	Total Persons Reported	Total Households Reported
Emergency Shelter - Entry Exit	0	0	0
Emergency Shelter - Night-by-Night/Temporary Emergency Shelter	0	0	0
Day Shelter	0	0	0
Transitional Housing	0	0	0
Total Emergency Shelter Component	0	0	0
Total Street Outreach	0	0	0

Narrative for Projects Missing on Previous Submission

- no data -

Information on Allowable Activities

Temporary Emergency Shelters – essential services	No
Temporary Emergency Shelters – operating costs	No
Temporary Emergency Shelters – leasing existing real property or temporary structures	No
Temporary Emergency Shelters – acquisition of real property	No
Temporary Emergency Shelters – renovation of real property	Yes
Briefly describe what you provided through this service, including how you used these services to prevent, prepare for, and respond to the COVID-19 response and recovery and why you believe it was necessary for your crisis response effort.	Ongoing renovation. Awaiting Certificate of Occupancy, and final drawdown pending completion of final items funded through other grants.
Training	No
Hazard Pay	No
Handwashing Stations, Portable Bathrooms, Laundry Service	No
Landlord Incentives	No
Volunteer Incentives	No
Transportation (community-wide transport for testing or vaccination)	No
Vaccine Incentives	No
Coordinated Entry COVID Enhancements	No
I have completed all the fields on this form relevant to this submission	Yes

Category	This Quarter	Total Previous Submissions	Total Current + Previous
Expenditures for Homelessness Prevention			
Rental Housing		450,000.00	450,000.00
Relocation and Stabilization Services - Financial Assistance		0.00	0.00
Relocation and Stabilization Services - Services		0.00	0.00
Hazard Pay (<i>unique activity</i>)		0.00	0.00
Landlord Incentives (<i>unique activity</i>)		0.00	0.00
Volunteer Incentives (<i>unique activity</i>)		0.00	0.00
Training (<i>unique activity</i>)		0.00	0.00
Subtotal Homelessness Prevention	0.00	450,000.00	450,000.00
Expenditures for Rapid Rehousing			
Rental Housing		50,000.00	50,000.00
Relocation and Stabilization Services - Financial Assistance		0.00	0.00
Relocation and Stabilization Services - Services		0.00	0.00
Hazard Pay (<i>unique activity</i>)		0.00	0.00
Landlord Incentives (<i>unique activity</i>)		0.00	0.00
Volunteer Incentives (<i>unique activity</i>)		0.00	0.00
Training (<i>unique activity</i>)		0.00	0.00
Subtotal Rapid Rehousing	0.00	50,000.00	50,000.00
Expenditures for Emergency Shelter (Normal)			
Essential Services		0.00	0.00
Operations		0.00	0.00
Renovation		0.00	0.00
Major Rehab		0.00	0.00
Conversion		970,589.04	970,589.04
Hazard Pay (<i>unique activity</i>)		0.00	0.00
Volunteer Incentives (<i>unique activity</i>)		0.00	0.00
Training (<i>unique activity</i>)		0.00	0.00
Subtotal Emergency Shelter	0.00	970,589.04	970,589.04
Expenditures for Temporary Emergency Shelter			
Essential Services		0.00	0.00
Operations		0.00	0.00
Leasing existing real property or temporary structures		0.00	0.00
Acquisition		0.00	0.00
Renovation		0.00	0.00
Hazard Pay (<i>unique activity</i>)		0.00	0.00
Volunteer Incentives (<i>unique activity</i>)		0.00	0.00
Training (<i>unique activity</i>)		0.00	0.00
Other Shelter Costs		0.00	0.00
Subtotal Temporary Emergency Shelter	0.00	0.00	0.00
Expenditures for Street Outreach			
Essential Services		0.00	0.00
Hazard Pay (<i>unique activity</i>)		0.00	0.00
Handwashing Stations, Portable Bathrooms, Laundry Services (<i>unique activity</i>)		0.00	0.00
Volunteer Incentives (<i>unique activity</i>)		0.00	0.00
Training (<i>unique activity</i>)		0.00	0.00
Subtotal Street Outreach	0.00	0.00	0.00
Other ESG-CV Expenditures			
Cell Phones - for persons in Coc/YHDP funded projects (<i>unique activity</i>)		0.00	0.00

Coordinated Entry COVID Enhancements (<i>unique activity</i>)		0.00	0.00
Training (<i>unique activity</i>)		0.00	0.00
Vaccine Incentives (<i>unique activity</i>)		0.00	0.00
HMIS		0.00	0.00
Administration		36,152.00	36,152.00
Subtotal Other Expenditures	0.00	36,152.00	36,152.00

Total ESG-CV Expenditures 0.00 1,506,741.04 1,506,741.04

CLOSE OUT

IS THIS THE FINAL REPORT? No

Contact Information

Prefix

First Name Daphne

Middle Name

Last Name Lemelle

Suffix

Organization Brazoria County

Department Community Development

Title Director

Street Address 1 1524 E. Mulberry, Suite 162

Street Address 2

City Angleton

State / Territory Texas

ZIP Code 77515

E-mail Address daphnel@brazoriacountytx.gov

Confirm E-mail Address daphnel@brazoriacountytx.gov

Phone Number (979)864-1860

Extension

Fax Number

Additional Comments

This optional form is provided for recipients to provide any explanations or other information they believe would be helpful to HUD as they review this submission.

PUBLIC NOTICE

2022 CONSOLIDATED ANNUAL PERFORMANCE EVALUATION REPORT (CAPER)

Brazoria County's PY 2022 Consolidated Annual Performance Evaluation Report (CAPER) is available for review and comment at the Brazoria County Community Development Department located at 1524 E. Mulberry, Suite 162, Angleton, Texas, 77515 from 8 am to 5 pm, Monday through Friday, November 18 – December 4, 2023, and on our website at <https://www.brazoriacountytx.gov/departments/housing-and-urban-development/caper>. The PY2022 CAPER includes an annual assessment of the use of funds, the delivery of activities and the County's performance in meeting its goals for the Community Development Block Grant (CDBG), HOME Investment Partnerships Program (HOME), and Emergency Solutions Grant (ESG). The public is encouraged to review and comment on this document.

Public Hearing

A public hearing will be held on Wednesday, November 29, 2023 at 5:30 pm at the Brazoria County East Annex Lobby located at 1524 East Mulberry, Angleton, Texas to receive input and comments from the public. This venue is accessible for persons with physical disabilities. The public hearing will be conducted in English; however, Spanish and sign language interpreters can be made available upon request, and persons needing other special accommodations to attend the public hearing should contact Daphne Lemelle at (979) 864-1860, at least 48 hours prior to the hearing so that accommodations can be made.

Public Comment

Public comments on the PY2022 CAPER can be submitted to the Brazoria County Community Development Department, 1524 E. Mulberry, Suite 162, Angleton, Texas 77515, by fax to (979) 864-1089, or by email to BCCD@brazoriacountytx.gov. Please submit all comments by 5 pm December 4, 2023.

Para información general, por favor llame a Daphne Lemelle al (979) 864-1860. Además, pueden presentarse observaciones por escrito al Departamento de Desarrollo de Comunidad del Condado de Brazoria, 1524 E. Mulberry, Suite 162, Angleton, Texas 77515 o por fax al (979) 864-1089. Por favor de enviar cualquier comentario antes de las 5:00 p.m. del 4 de diciembre de 2023.



NOTICIA PUBLICA

INFORME ANUAL DE EVALUACION DE RENDIMIENTO CONSOLIDADO 2022 (CAPER)

El Informe Consolidado de Evaluacion de Rendimiento Anual 2022 del Condado de Brazoria estara disponible para revision y comentarios en el Departamento de Desarrollo Comunitario del Condado de Brazoria ubicado en 1524 E. Mulberry, Suite 162, Angleton, Texas, 77515 de 8 am a 5 pm, lunes a viernes, noviembre 18 – diciembre 4, 2023 y en nuestro sitio web en <https://www.brazoriacountytx.gov/departments/housing-and-urban-development/caper>. El PY2022 CAPER incluye una evaluacion anual del uso de fondos, la entrega de actividades y el rendimiento del condado al alcanzar sus metas del fondo del bloque para el Desarrollo Comunitario (CDBG), el programa de Socialidades para la inversion de Vivienda (HOME), y modos de emergencia (ESG). Se alienta al publico que revise y aporte su opinion sobre este documento.

Audiencia Publica

Una audiencia publica se llevara a cabo para recibir comentarios y aporte, el miercoles, noviembre 29, 2023 a las 5:30 pm en la sala del edificio Anex del Condado de Brazoria ubicado en 1524 East Mulberry, Angleton, Texas. Este lugar es accesible par personas con incapacidades fisicas. Esta audencia publica sera en ingles, pero, interpretes en Espanol y lenguaje de senas pueden ser accesibles si son requeridos, y personas que necesitan otras adaptaciones especiales deben comunicarse con Daphne Lemelle al (979) 864-1860, al menos 48 horas antes de la audiencia publica para poder hacer las acomodaciones necesarias.

Comentario Publico

Comentarios publicos sobre el CAPER PY 2022 pueden ser submitidos al departamento de Desarrollo Comunitario del Condado de Brazoria, 1524 E. Mulberry, Suite 162, Angleton, Texas, 77515 o al fax (979) 864-1089, o por correo electronico a BCCD@brazoriacountytx.gov. Por favor de enviar cualquier comentario antes de las 5:00 p.m. del 4 de diciembre del 2023.

For general information, please call Daphne Lemelle at (979) 864-1860. Also, written comments can be submitted to the Brazoria County Community Development Department, 1524 E. Mulberry, Suite 162, Angleton, Texas 77515 or by fax to (979) 864-1089. Please submit any comments by 5:00 pm December 4, 2023.



P. O. BOX 549
CLUTE TX 77531
979-265-7411


**STATE OF TEXAS
COUNTY OF BRAZORIA**

Gloria Ashworth, being duly sworn, says:

That she is Business Manager of the **The Facts**, a daily newspaper of general circulation, printed and published in **Brazoria County, Texas**; that the publication, a copy of which is attached hereto, was published in the said newspaper on the following dates:


11/18-19/2023

That said newspaper was regularly issued and circulated on those dates.



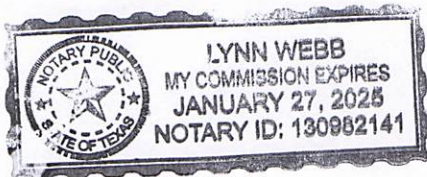
Business Manager

Subscribed to and sworn to me this **20th day of November, 2023**.



Lynn Webb

Notary Public, State of Texas, Brazoria County, Texas
My commission expires January 27, 2025



Brazoria Co Community Development
Attn: Daphne Lemelle
1524 E Mulberry Ste 162
Angleton, TX 77515

Affidavit of Publication

NOTICIA PUBLICA

INFORME ANUAL DE EVALUACION DE RENDIMIENTO CONSOLIDADO 2022 (CAPER)

El Informe Consolidado de Evaluacion de Rendimiento Anual 2022 del Condado de Brazoria estara disponible para revision y comentarios en el Departamento de Desarrollo Comunitario del Condado de Brazoria ubicado en 1524 E. Mulberry, Suite 162, Angleton, Texas, 77515 de 8 am a 5 pm, lunes a viernes, noviembre 18 - diciembre 4, 2023 y en nuestro sitio web en <https://www.brazoriacountytx.gov/departments/housing-and-urban-development/caper>. El PY2022 CAPER incluye una evaluacion anual del uso de fondos, la entrega de actividades y el rendimiento del condado al alcanzar sus metas del fondo del bloque para el Desarrollo Comunitario (CDBG), el programa de Socialidades para la inversion de Vivienda (HOME), y modos de emergencia (ESG). Se alienta al publico que revise y aporte su opinion sobre este documento.

Audiencia Publica

Una audiencia publica se llevara a cabo para recibir comentarios y aporte, el miercoles, noviembre 29, 2023 a las 5:30 pm en la sala del edificio Anex del Condado de Brazoria ubicado en 1524 East Mulberry, Angleton, Texas. Este lugar es accesible par personas con incapacidades fisicas. Esta audiencia publica sera en ingles, pero, interpretes en Espanol y language de senas pueden ser accesibles si son requeridos, y personas que necesitan otras adaptaciones especiales deben comunicarse con Daphne Lemelle al (979) 864-1860, al menos 48 horas antes de la audiencia publica para poder hacer las acomodaciones necesarias.

Comentario Publico

Comentarios publicos sobre el CAPER PY 2022 pueden ser submitedos al departamento de Desarrollo Comunitario del Condado de Brazoria, 1524 E. Mulberry, Suite 162, Angleton, Texas, 77515 o al fax (979) 864-1089, o por correo electronico a BCCD@brazoriacountytx.gov. Por favor de enviar cualquier comentario antes de las 5:00 p.m. del 4 de diciembre del 2023.

For general information, please call Daphne Lemelle at (979) 864-1860. Also, written comments can be submitted to the Brazoria County Community Development Department, 1524 E. Mulberry, Suite 162, Angleton, Texas 77515 or by fax to (979) 864-1089. Please submit any comments by 5:00 pm December 4, 2023.



P. O. BOX 549
CLUTE TX 77531
979-265-7411

**STATE OF TEXAS
COUNTY OF BRAZORIA**

Gloria Ashworth, being duly sworn, says:

That she is Business Manager of the **The Facts**, a daily newspaper of general circulation, printed and published in **Brazoria County, Texas**; that the publication, a copy of which is attached hereto, was published in the said newspaper on the following dates:

11/18-19/2023

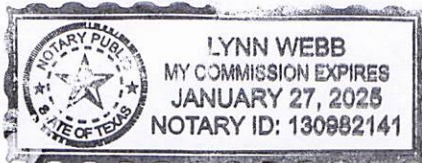
That said newspaper was regularly issued and circulated on those dates.

Business Manager

Subscribed to and sworn to me this **20th day of November, 2023**.

Lynn Webb

Notary Public, State of Texas, Brazoria County, Texas
My commission expires January 27, 2025



Brazoria Co Community Development
Attn: Daphne Lemelle
1524 E Mulberry Ste 162
Angleton, TX 77515

Affidavit of Publication

PUBLIC NOTICE

**2022 CONSOLIDATED ANNUAL PERFORMANCE EVALUATION
REPORT
(CAPER)**

Brazoria County's PY 2022 Consolidated Annual Performance Evaluation Report (CAPER) is available for review and comment at the Brazoria County Community Development Department located at 1524 E. Mulberry, Suite 162, Angleton, Texas, 77515 from 8 am to 5 pm, Monday through Friday, November 18 – December 4, 2023, and on our website at <https://www.brazoriacountytx.gov/departments/housing-and-urban-development/caper>. The PY2022 CAPER includes an annual assessment of the use of funds, the delivery of activities and the County's performance in meeting its goals for the Community Development Block Grant (CDBG), HOME Investment Partnerships Program (HOME), and Emergency Solutions Grant (ESG). The public is encouraged to review and comment on this document.

Public Hearing

A public hearing will be held on Wednesday, November 29, 2023 at 5:30 pm at the Brazoria County East Annex Lobby located at 1524 East Mulberry, Angleton, Texas to receive input and comments from the public. This venue is accessible for persons with physical disabilities. The public hearing will be conducted in English; however, Spanish and sign language interpreters can be made available upon request, and persons needing other special accommodations to attend the public hearing should contact Daphne Lemelle at (979) 864-1860, at least 48 hours prior to the hearing so that accommodations can be made.

Public Comment

Public comments on the PY2022 CAPER can be submitted to the Brazoria County Community Development Department, 1524 E. Mulberry, Suite 162, Angleton, Texas 77515, by fax to (979) 864-1089, or by email to BCCD@brazoriacountytx.gov. Please submit all comments by 5 pm December 4, 2023.

Para información general, por favor llame a Daphne Lemelle al (979) 864-1860. Además, pueden presentarse observaciones por escrito al Departamento de Desarrollo de Comunidad del Condado de Brazoria, 1524 E. Mulberry, Suite 162, Angleton, Texas 77515 o por fax al (979) 864-1089. Por favor de enviar cualquier comentario antes de las 5:00 p.m. del 4 de diciembre de 2023.





HOUSING AND URBAN DEVELOPMENT

Public Notices

CAPER

Action Plan

Housing

Disaster Recovery

Departments » Housing and Urban Development »

PUBLIC NOTICES

Print Feedback Share & Bookmark Font Size

2022 CAPER for public comment 11.17.23

2022 CAPER Notice - English

2022 CAPER Notice - Spanish

CDBG-DR-Hurricane Harvey Public Notice

2023 Action Plan Notice PY 2023 Proposed Projects (English)

2023 Action Plan Notice PY 2023 Proposed Projects (Spanish)

FY 2024 Ann PHA Plan Notice (English)

FY 2024 Ann PHA Plan Notice (Spanish)

CDBG-DR Hurricane Harvey -State Contract Amendment

2016 CDBG-DR MOD Amendment

PUBLIC NOTICE CDBG-MIT - English

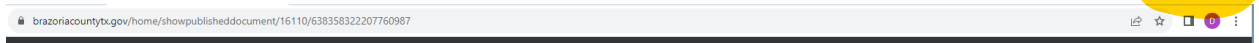
PUBLIC NOTICE CDBG-MIT - Spanish

HOME-ARP ALLOCATION PLAN Notice - English

HOME-ARP ALLOCATION PLAN Notice - Spanish

2021 CAPER Notice - English

2021 CAPER Notice - Spanish



BRAZORIA COUNTY CONSOLIDATED ANNUAL PERFORMANCE AND EVALUATION REPORT (CAPER) PROGRAM YEAR 2022 Draft for Public Comment, 11/17/23

For the reporting period of: OCTOBER 1, 2022 - SEPTEMBER 30, 2023

Contact Person:

Daphne Lemelle, Director Brazoria County Community Development 1524 E. Mulberry, Suite 162

