



ANGELA DEES, CIO

BRAZORIA COUNTY TREASURER

111 E. Locust, Room 305 Angleton, Texas 77515-4654
979-864-1353 FAX 979-864-1680

Attached is the Monthly Treasurer's Report submitted by Angela Dees, Brazoria County Treasurer for the month of **March 2025**. This report is submitted in compliance with the Local Government Code Chapter 114, Chapter 2256 and Chapter 2257. This report contains:

Commissioners' Court Affidavit: 114.026 (d)
Monies received and disbursed: 114.026 (a) (1)
Pledged Securities Management Report: 2257.021
All other proceedings in the Treasurer's office: 114.026 (a) (3)
Brazoria County general ledger fund activity: 114.026 (c)

Brazoria County Investment Portfolio for **March 2025**: 2256.023

"I CERTIFY THAT TO THE BEST OF MY KNOWLEDGE THE ATTACHED REPORTS ARE TRUE AND CORRECT."

Angela Dees, CIO
Brazoria County Treasurer

MINUTES OF COUNTY FINANCES
TREASURER'S MONTHLY REPORT AFFIDAVIT
COMMISSIONERS' COURT **May 13, 2025**

BEFORE ME, the undersigned authority, a Notary Public in and for Brazoria County, Texas, on this day personally appeared the Members of Brazoria County Commissioners' Court and who after being duly sworn upon their oaths do hereby state as follows:

The requirements of Subsection (c) of the Texas Local Government Code §114.026 have been met and that we have reviewed and examined the Monthly Report of: ANGELA DEES, Treasurer of Brazoria County, Texas for **March 2025**.

Further, having taken reasonable steps to ensure its accuracy as presented, approve the report and enter this order into the minutes which state total cash and other assets in the custody of the County Treasurer at the time of the examination to be **\$248,264,644.83**.

The Treasurer's report and this affidavit will be published on the Brazoria County website.

L. M. "Matt" Sebesta, Jr
County Judge

Jay Burridge
Commissioner Precinct 1

Ryan Cade
Commissioner Precinct 2

Stacy L. Adams
Commissioner Precinct 3

David R. Linder
Commissioner Precinct 4

SUBSCRIBED AND SWORN TO BEFORE ME THIS **13th day of May, 2025**.

Notary Public in and for Brazoria County, Texas
My Commission Expires: _____

Brazoria County Bank Account Activity and Interest Report for March 2025


Account	Beginning Bank Balance 3/1/2025	Deposits and Other Credits Received	Checks and Other Debits Disbursed	Ending Bank Balance 3/31/2025	Monthly Interest Earned	Interest Rate
FIRST NATIONAL BANK OF LAKE JACKSON						
Payroll	1,744,266.97	11,640,495.89	(11,628,606.45)	1,756,156.41	5,406.06	3.30
Operating	12,086,224.45	22,195,318.62	(25,052,416.19)	9,229,126.88	29,620.11	3.30
Comptroller Direct Deposit	320,362.07	4,396,746.57	(2,064,052.62)	2,653,056.02	4,304.96	3.30
Employee Benefit Trust Fund *	1,087,044.05	1,745,592.25	(1,937,471.45)	895,164.85	1,855.71	3.30
Credit Card Account	842,605.86	712,677.05	(762,114.98)	793,167.93	2,085.95	3.30
E-Filing / E-Recording	376,172.60	348,398.95	(375,557.60)	349,013.95	921.55	3.30
Parks Credit Card	32,532.53	50,527.88	(25,568.45)	57,491.96	128.65	3.30
Electronic Collections Clearing	135,770.04	85,407.56	(134,279.64)	86,897.96	315.78	3.30
Brazoria County Receivables	-	113,843.06	0.00	113,843.06	30.88	3.30
Tax Assessor/Collector Veh Inventory Prop Tax	200,847.50	216,710.40	(17,511.56)	400,046.34	854.17	3.30
Tax Assessor/Collector Boat Sales Tax *	12,440.44	40,344.48	(28,658.58)	24,126.34	40.67	3.30
Tax Assessor/Collector Motor Vehicle Acct	3,121,693.78	8,946,962.33	(8,235,729.15)	3,832,926.96	10,267.03	3.30
Tax Assessor/Collector Boat Collections	17,158.43	54,693.56	(53,802.26)	18,049.73	25.84	3.30
Tax Assessor/Collector Sales Tax Account *	633,990.93	5,714,640.78	(5,825,479.29)	523,152.42	1,440.39	3.30
Tax Assessor/Collector Tax Account	8,698,285.10	17,189,096.50	(19,343,313.93)	6,544,067.67	17,600.91	3.30
County Clerk Registry Fund	5,916,750.53	95,971.56	(47,932.20)	5,964,789.89	16,688.40	3.30
District Clerk Trust Fund	3,142,786.61	276,548.57	(182,403.30)	3,236,931.88	8,914.02	3.30
Sheriff Barber Shop Ed Training Program *	86,772.08	1,249.40	(3,029.15)	84,992.33	239.20	3.30
Sheriff's Dept Narcotic Unit-Operations	4,898.12	4,000.00	(6,990.00)	1,908.12	8.35	3.30
Comm. Super & Corrections Dept. Restitution Acct	141,151.36	47,201.75	(33,850.49)	154,502.62	414.98	3.30
District Atty Check Collection Account	19,497.46	542.64	0.00	20,040.10	54.89	3.30
Investment Acct	2,068,331.91	2,052,000.00	(4,070,000.00)	50,331.91	703.15	3.30
County Clerk Juvenile Restitution	2,101.43	241.60	(19.46)	2,323.57	6.04	3.30
District Clerk Restitution Fund	4,533.42	146.28	(136.28)	4,543.42	12.84	3.30
District Atty Task Force Operations	25,000.00	0.00	0.00	25,000.00	70.25	37.59
First National Bank of Lake Jackson Totals	40,721,217.67	75,929,357.68	(79,828,923.03)	36,821,652.32	102,010.78	

Total Balance of Non-Int Earning Accts: 4,303,460.12

Sheriff, County and District Clerks Cash Bonds; Inmate Trust; TCEQ; Bail Bond Sec; HMGP

Total balance of all accounts at First National Bank of Lake Jackson as of last day of month 41,125,112.44

This report is presented in accordance with The Texas Government Code Title 4 Sec. 114.026 (a)(1) and I certify that to the best of my knowledge the above is the true and correct cash balance remaining in the Treasurer's custody.



Angela Dees, CIO
Brazoria County Treasurer



ANGELA DEES, CIO

BRAZORIA COUNTY TREASURER

111 E. Locust, Room 305 Angleton, Texas 77515-4654
979-864-1353 FAX 979-864-1680

Attached is a copy of the management report for the securities that were pledged to Brazoria County by First National Bank of Lake Jackson for the month of: **March 2025.**

"I CERTIFY THAT TO THE BEST OF MY KNOWLEDGE THE ATTACHED REPORT IS TRUE AND CORRECT."

Angela Dees, CIO
Brazoria County Treasurer

Reportfolio

First National Bank of Lake Jackson, Lake Jackson, T
Published: 2/28/2025 9:15:12 AM

Management Report
Pledged To: BRAZORIA COUNTY

Date: 28-Feb-25
Section V-C
Page: 19

Safekeeping

Code	Cusip	Description	Pool	Moody	Original Face	Pledged	Pledged	Pledged	Pledged
Location	Trans#	Maturity	Coupon	StdPoor	Pledged Percent	Original Face Value	Par Value	Book Value	Market Value
		FAS 115							
<u>Total Pledged 140 To: BRC BRAZORIA COUNTY</u>						<u>\$358,425,612.00</u>	<u>\$72,167,356.85</u>	<u>\$72,816,544.94</u>	<u>\$59,915,515.53</u>
		\$0.00 Munis with Maturity Under 2 Years			\$84,860.61	Other securities with Stated Maturity Under 2 Years			
		\$0.00 Munis with Maturity Over 2 Years			\$72,082,496.24	Other securities with Stated Maturity Over 2 Years			

** If no data is shown, then there are no pledges for the current period.



Brazoria County General Ledger Fund Balance Activity
March 1, 2025 - March 31, 2025

998 Included

General Ledger Fund balances are of the last day of the month and may not include all journal entries and adjustments for that month.
Bank accounts have been reconciled or, are in the process of being reconciled to general ledger since this report was generated.
Submitted for compliance with Local Government Code Sec. 114.026 subsection (c)

Fund	Cash				Investments			
	Opening GL Balance	GL Debit	GL Credit	GL Ending Balance	Opening GL Balance	GL Debit	GL Credit	GL Ending Balance
10000 - General Fund	-\$43,473,548.51	\$61,380,469.06	-\$64,031,241.20	-\$46,124,320.65	\$165,605,284.09	\$5,756,666.63	-\$15,000,000.00	\$156,361,950.72
10100 - General Fund - Construction	\$0.00	\$0.00	-\$5,929.12	-\$5,929.12				
10110 - Grand Parkway								
10200 - Juv Prob Fees	\$14,547.65	\$443.19	-\$299.87	\$14,690.97				
10300 - Unclaimed Juvenile Restitution	\$11,568.52	\$0.00	\$0.00	\$11,568.52				
10340 - Constable 4 Marine Team	\$45,172.36	\$194.22	\$0.00	\$45,366.58				
10350 - Sheriff Special Response Team	\$11,472.73	\$49.33	\$0.00	\$11,522.06				
10351 - Sheriff Drone Team	-\$6,507.37	\$0.00	-\$574.98	-\$7,082.35				
10352 - Sheriff Marine Team	\$0.00	\$0.00	-\$6,571.08	-\$6,571.08				
10353 - Sheriff Dive Team	-\$2,085.00	\$0.00	-\$486.72	-\$2,571.72				
10400 - Env Health-Retail Food Permits	-\$1,357.56	\$33,047.09	-\$40,006.64	-\$8,317.11				
10500 - District Clerk Contingency	\$558,560.70	\$2,432.75	-\$19.45	\$560,974.00	\$303,533.32	\$1,117.43	\$0.00	\$304,650.75
10600 - Fire Training Field	\$14,123.86	\$60.45	-\$65.06	\$14,119.25				
10700 - Parks Special Events	\$26,288.18	\$413.58	-\$171.60	\$26,530.16				
10710 - Parks SFA Special Projects	\$10,494.08	\$301.96	-\$95.65	\$10,700.39				
10850 - CPS-Donations	\$39,444.28	\$1,732.95	-\$780.00	\$40,397.23				
20000 - Road and Bridge Non-Construct	\$22,386,580.58	\$2,063,262.45	-\$3,340,375.64	\$21,109,467.39	\$35,423,445.96	\$132,019.77	\$0.00	\$35,555,465.73
20500 - Road and Bridge Construction	\$11,783.88	\$141,455.39	-\$1,133,843.84	-\$980,604.57				
30000 - USDA-WIC								
30100 - HHSC Women Infants & Children	-\$333,882.30	\$332,055.69	-\$340,429.01	-\$342,255.62				
30200 - USDA-WIC Peer Counseling								
30300 - USDA-WIC Registered Diet								
30400 - USDA-WIC Lactation Reimb.								
30502 - HHS-PPCPS-CRI	-\$5,356.33	\$9,603.68	-\$9,628.28	-\$5,380.93				
30600 - HHS-RLSS-LPHS	-\$9,091.79	\$17,368.78	-\$13,108.65	-\$4,831.66				
30701 - HHS-CPS/HCID-PHEP								
30702 - HHS-CPS/UNIQUE								
30705 - HHS-PPCPS-HAZARDS	-\$22,750.00	\$11,087.68	-\$36,268.15	-\$47,930.47				
30706 - 2017 Hur Public Hlth Crisis R								
30707 - COVID-19 Health Grant								
30708 - COVID19-2 Health Grant								
30709 - COVID-19 Vaccination Capacity	-\$174,460.43	\$202,687.42	-\$219,811.88	-\$191,584.89				
30710 - HHS-INFECTIOUS_DIS_CONTRL_UNIT	-\$9,905.42	\$5,865.89	-\$12,508.32	-\$16,547.85				
30711 - COVID Health Disparities	\$0.01	\$0.00	\$0.00	\$0.01				
30712 - COVID-PH Workforce Capacity								
30713 - PHIG-Public Hlth Infrastructur	-\$11,890.04	\$20,250.26	-\$20,243.91	-\$11,883.69				
30714 - HHS-Medical Reserve Corps								
30800 - HHS-CPS-Title IV-E-FCM	-\$21,778.86	\$23,631.18	-\$9,241.50	-\$7,389.18				
30850 - HHS-CPS-Title IV-E Legal Svcs	-\$473,153.05	\$231,344.62	-\$91,737.88	-\$333,546.31				
31100 - DHS-Repetitive Flood Claims								
31300 - DHS-Buffer Zone Protection	\$319.21	\$0.00	\$0.00	\$319.21				
31500 - DHS-St Homeland Sec-UASI	-\$240.00	\$0.00	-\$240.00	-\$480.00				
31501 - DHS-St-UASI-M&A	-\$465.48	\$564.33	-\$720.13	-\$621.28				
31502 - DHS-St-UASI SWAT								
31503 - DHS-St-UASI Portable Radios								
31504 - DHS-Ballistic Vests								
31505 - DHS-Dispatch Console Upgrade	-\$158,776.25	\$1,314.25	\$0.00	-\$157,462.00				
31550 - DHS-Breach Attack Simulation	-\$62,249.25	\$6,249.25	\$0.00	-\$56,000.00				
31600 - DHS-St Homeland Security	\$500.00	\$0.00	\$0.00	\$500.00				
32013 - Section8-Adm								
32019 - HUD-2019-Section 8 Housing-ADM								
32022 - HUD-AllYrsSection8 Housing-ADM	\$1,406,575.85	\$247,555.01	-\$266,944.09	\$1,387,186.77				
32030 - HUD-AllYrs-Section 8-SVs-ADM								
32052 - HUD-AllYrs-Section 8-EHV-ADM	\$214,684.48	\$2,585.55	-\$3,110.97	\$214,159.06				
32119 - HUD-2019-Section 8 Housing-HAP								
32120 - HUD-2020-Section 8 Housing-HAP								
32121 - HUD-2021-Section 8 Housing-HAP								
32122 - HUD-2022-Section 8 Housing-HAP								
32123 - HUD-2023-Section 8 Housing-HAP	\$124,568.52	\$1,259,383.00	-\$1,248,864.00	\$135,087.52				
32130 - HUD-AllYrs-Section 8-SVs-HAP								
32153 - HUD-FY23-Section 8-EHV-HAP	\$22,473.54	\$83,715.00	-\$85,931.00	\$20,257.54				
32211 - HUD-CDBG-2011								
32212 - HUD-CDBG-PY2012								
32213 - CDBG	-\$57,615.73	\$23,306.71	-\$78,366.63	-\$112,675.65				
32214 - HOME	\$48,879.18	\$5,089.52	-\$38,104.26	\$15,864.44				
32215 - ESG	\$56.43	\$0.00	\$0.00	\$56.43				
32600 - HUD-Texas CDBG	-\$394,621.22	\$0.00	-\$43,704.19	-\$438,325.41				
32610 - HUD-2016 Flood GLO	-\$165,114.15	\$5,784.31	-\$11,144.35	-\$170,474.19				
32620 - HUD-Harvey GLO	-\$40,229.61	\$394.71	-\$756.92	-\$40,591.82				
33200 - USDOJ-Crime Vict Assist-VOCA	-\$35,363.69	\$73,740.74	-\$73,456.28	-\$35,079.23				
33250 - USDOJ-CSCD-Victim Svcs Prg								
33251 - USDOJ-CSCD-VSP	-\$1,934.16	\$1,934.16	-\$1,934.16	-\$1,934.16				

Fund	Cash				Investments			
	Opening GL Balance	GL Debit	GL Credit	GL Ending Balance	Opening GL Balance	GL Debit	GL Credit	GL Ending Balance
33300 - USDOJ-Drug Court Program	-\$10,224.11	\$16,838.80	-\$16,866.94	-\$10,252.25				
33301 - OOG - Mental Health Court	\$1,611.65	\$13,076.80	-\$12,844.00	\$1,844.45				
33303 - OOG-Body Worn Cameras	-\$29,850.12	\$8,955.12	\$0.00	-\$20,895.00				
33305 - OOG-Radio Communications Tower								
33310 - USDOJ-DWI Court Program	-\$20,177.46	\$82,953.77	-\$67,694.50	-\$4,918.19				
33320 - USDOJ-Veterans Court Program	\$6,194.21	\$25,720.81	-\$28,121.60	\$3,793.42				
33330 - USDOJ-Domestic Violence Court	-\$18,065.42	\$23,084.14	-\$22,877.70	-\$17,858.98				
33415 - OJP-Edward Byrne Mem JAG Grant	\$18,985.00	\$0.00	\$0.00	\$18,985.00				
33500 - USDOJ-DEA-Narcotics OT Exp	-\$7,025.60	\$14,051.20	-\$11,949.50	-\$4,923.90				
33510 - USDOJ-Organized Crime Drug Enf	-\$5,784.25	\$5,215.10	-\$2,807.55	-\$3,176.70				
33515 - Auto Theft Task Force								
33516 - Texas Anti-Gang Program								
33517 - Auto Theft Task Force	-\$85,670.18	\$91,485.78	-\$55,571.06	-\$49,755.46				
33518 - Texas Anti-Gang Program	\$196.72	\$0.00	\$0.00	\$196.72				
33520 - Jim Wells County S.O - S.O. OT								
33530 - JLEO - Join Law Enforcement Op								
33900 - USDOJ-SCAAP	\$194,362.99	\$835.67	\$0.00	\$195,198.66				
34105 - TPW-HRCP-COL BOTTOMLAND PROJ								
34106 - TPW-Resoft Park Trail Dvlpmnt								
34107 - TPW-Follets Island-Parking Lot								
34108 - TPW-FM 2918 Boat Ramp Reno	-\$823.01	\$0.00	\$0.00	-\$823.01				
34200 - DOI-Parks Boating Access								
34250 - DOI-Swan Lake Boat Ramp								
34400 - USDOT-CR 257 Repairs								
34600 - FEMA- Flood Disaster 2015								
34610 - FEMA - Flood Disaster 2016								
34615 - FEMA-Harvey 2017	\$861,774.27	\$0.00	\$0.00	\$861,774.27				
34616 - FEMA-Hazard Mitigation Grant P	-\$2,597,883.44	\$1,021,767.57	-\$1,846,833.92	-\$3,422,949.79				
34619 - Fema - Flood Disaster 2019								
34620 - CARES-Coronavirus Relief Fund								
34621 - FEMA-Laura 2020								
34623 - FEMA-DR4485TX COVID19 Pandemic								
34624 - FEMA Winter Storm-inc pd 2.11	-\$246,296.74	\$0.00	\$0.00	-\$246,296.74				
34625 - FEMA-Nicholas 2021								
34626 - FEMA-Beryl 2024	-\$707,558.55	\$0.00	-\$442,633.93	-\$1,150,192.48				
34627 - January 2025 Winter Storm	-\$336,291.04	\$0.00	-\$2,886.24	-\$339,177.28				
34715 - FCC-E-Rate Library Program	-\$29,268.34	\$0.00	-\$14,360.61	-\$43,628.95				
34717 - FCC-Library ECF Funding	\$3,479.74	\$0.00	\$0.00	\$3,479.74				
34820 - USDC-SLP Dune Walkover								
34850 - USTREAS-Restore Act Projects	-\$493,966.76	\$0.00	-\$3,357.18	-\$497,323.94				
34851 - Emergency Rental Assistance								
34852 - Emergency Rental Assistance 2								
34855 - American Rescue Plan-2021CLFRF	\$26,136,440.58	\$0.00	-\$1,435,074.52	\$24,701,366.06	\$4,226,281.98	\$15,347.78	\$0.00	\$4,241,629.76
34856 - ARP-Emerg Food & Shelter Prg								
34857 - LATCF-Tribal Consistency Fund								
34860 - DOI-Parks - CIAP Grant								
34880 - TXDOT-SH288 Truck Weigh Statn								
34881 - TXDOT-CR58 PH II (CSJ304)	-\$4,525,126.77	\$0.00	-\$816,051.29	-\$5,341,178.06				
34882 - TXDOT-CR59 (CSJ 305)	-\$2,151,216.27	\$0.00	-\$11,367.32	-\$2,162,583.59				
34883 - TXDOT-CR101 Widening (CSJ303)	-\$777,188.46	\$0.00	\$0.00	-\$777,188.46				
34901 - USDOT-22CVANGLE-RescuePlan								
34902 - USDOT-21CRANGLE-Covid19Relief								
34912 - USDOT-1212ANGLE-Wildlife								
34913 - TXDOT 1312ANGLE-APRON								
34922 - TXDOT - 2212ANGLE								
34925 - TXDOT ? CARES 20CRANGLE								
34960 - TDEM-Airport Generator								
35000 - TJJD-State Aid	\$306,802.20	\$404,860.34	-\$356,044.44	\$355,618.10				
35010 - TJJD-Salary Adjustment Grant	\$340,737.69	\$44,127.11	-\$88,699.40	\$296,165.40				
35015 - Supplemental & Emergent Funds								
35650 - TJPC-JAEP-Boot Camp-8/31	-\$296,335.82	\$51,436.03	-\$122,136.76	-\$367,036.55				
35660 - TJPD-JAEP Discretionary								
35800 - TJPC-JAEP-Boot Camp-7/31								
35900 - TJJD-Mental Health Services								
35950 - TJJD-RDA-RegDiversionAlt-"R"	\$2,460.00	\$0.00	\$0.00	\$2,460.00				
36076 - TPW-Resoft-Shoreline Improve								
36120 - SOS-Voting machines reimb								
36130 - Inactivate Body Worn Cameras								
36135 - NRA Foundation	\$3,000.00	\$0.00	\$0.00	\$3,000.00				
36410 - Texas Veterans Treatment Crt	\$0.00	\$0.00	-\$767.17	-\$767.17				
36602 - GLO-CEPRA-SLP	\$15,036.50	\$0.00	\$0.00	\$15,036.50				
36603 - GLO-Follett Dune Restoration	\$1,128,287.04	\$4,830.18	-\$4,866.18	\$1,128,251.04				
36605 - GLO-Beach User Fees	-\$210,887.18	\$41,433.24	-\$83,461.34	-\$252,915.28				
36606 - GLO_CMP_SJP	-\$1,678.83	\$3,270.58	-\$6,127.58	-\$4,535.83				
36801 - TXDOT-CR 48 PROJECT								
36802 - TXDOT-CTIF(Cty Trans Infr Fnd)	-\$414,885.98	\$0.00	\$0.00	-\$414,885.98				
37000 - OAG-VAG Grant	-\$8,508.01	\$7,971.35	-\$11,978.80	-\$12,515.46				
37100 - OAG-TEXAS VINE CONTR	\$0.00	\$0.00	-\$7,798.46	-\$7,798.46				
37200 - DFPS-CPS-Title IV-B-Concr Svc								
37300 - TDHCA-Amy Young Barrier Remova								
37400 - TDH-Immunization	-\$52,365.33	\$46,029.17	-\$39,513.41	-\$45,849.57				
37710 - OAG-Opioid Settlement	\$66,799.93	\$0.00	\$0.00	\$66,799.93				
37800 - OAG-Regional Juv Mental Hlth S	-\$1,000.00	\$0.00	-\$500.00	-\$1,500.00				
37913 - TXDOT-M312ANGLE-FY13RAMP								
37914 - TXDOT-M212ANGLE-FY14RAMP								

Fund	Cash				Investments			
	Opening GL Balance	GL Debit	GL Credit	GL Ending Balance	Opening GL Balance	GL Debit	GL Credit	GL Ending Balance
37916 - TXDOT-M1612ANGL-FY16RAMP								
37917 - TXDOT-FY17RAMP								
37923 - TXDOT-FY23RAMP								
37924 - TXDOT-FY24RAMP								
37925 - TXDOT-FY25RAMP	-\$38,625.92	\$66,716.56	-\$33,358.28	-\$5,267.64				
37950 - TXDOT-Airport Layout-19MPANGLE								
38000 - Fire Code Inspection & Permit	\$800,663.16	\$97,589.15	-\$140,629.03	\$757,623.28				
38010 - Economic Development Tax Abate	\$426,363.92	\$13,620.53	\$0.00	\$439,984.45				
38020 - BC Industrial Development Corp	\$101,713.77	\$266.69	\$0.00	\$101,980.46				
38100 - Vital Statistics Fee	\$140,001.57	\$3,012.10	-\$1,044.00	\$141,969.67				
38110 - CC Records Mgmt-Recording	\$1,034,436.50	\$109,504.66	-\$613,034.55	\$530,906.61	\$1,087,609.60	\$4,003.88	\$0.00	\$1,091,613.48
38120 - CC Records Archive	\$2,814,538.06	\$122,283.88	-\$65,344.92	\$2,871,477.02				
38130 - CC Records Mgmt-Criminal	\$167,440.16	\$5,298.41	-\$2,092.57	\$170,646.00				
38200 - CC Records Mgmt-Civ,Crim,Prob	\$216,286.50	\$985.93	-\$206.20	\$217,066.23	\$358,861.19	\$1,321.09	\$0.00	\$360,182.28
38210 - County Graffiti Eradication	\$3,303.40	\$14.20	\$0.00	\$3,317.60				
38220 - CC-DC Technology	\$152,105.37	\$1,711.84	-\$499.46	\$153,317.75				
38230 - CC Records Preservation	\$122,325.22	\$645.86	\$0.00	\$122,971.08				
38240 - CC-DC Specialty Court	\$191,164.10	\$6,364.13	-\$2,609.95	\$194,918.28				
38250 - CCSB41 Consolidated Rec Mgmt	\$145,233.42	\$7,996.58	-\$3,905.00	\$149,325.00				
38251 - CCSB41 Clerk of Court Account	\$292,809.99	\$16,843.29	-\$8,355.00	\$301,298.28				
38300 - Child Abuse Prevention Fund	\$2,074.62	\$109.95	-\$53.11	\$2,131.46				
38310 - Family Protection Fund								
38320 - DC Records Management	\$67,238.28	\$2,294.52	-\$1,039.53	\$68,493.27				
38330 - DC Records Archive	\$45,357.45	\$183.78	-\$26.68	\$45,514.55				
38340 - DC Records Preservation	\$22,700.01	\$195.65	-\$59.84	\$22,835.82				
38350 - DC Records Technology	\$39,930.29	\$203.16	-\$10.74	\$40,122.71				
38360 - DCSB41 Consolidated Rec Mgmt	\$435,314.35	\$32,407.91	-\$15,410.30	\$452,311.96				
38361 - DCSB41 Clerk of Court Account	\$692,566.38	\$48,716.62	-\$23,068.97	\$718,214.03				
38400 - Justice Court Bldg Security	-\$99,989.76	\$36,666.36	-\$54,027.13	-\$117,350.53				
38410 - Justice Court Technology Fund	\$768,661.41	\$14,146.89	-\$4,879.79	\$777,928.51				
38420 - JPSB41 Support Fund	\$804,040.99	\$43,798.13	-\$14,959.92	\$832,879.20				
38500 - Courthouse Security	\$423,616.02	\$69,856.67	-\$96,780.18	\$396,692.51				
38501 - Courthouse Altny Access Card	\$17,890.07	\$1,143.64	-\$465.00	\$18,568.71				
38510 - SB41 Court Facility Fee Fund	\$377,263.53	\$25,043.52	-\$12,084.31	\$390,222.74				
38511 - SB41 County Jury Fund	\$188,619.72	\$12,541.78	-\$6,052.15	\$195,109.35				
38512 - SB41 Language Access Fund	\$153,829.78	\$9,052.44	-\$3,625.82	\$159,256.40				
38513 - SB41 Guardianship Fund	\$33,582.32	\$2,313.74	-\$1,210.00	\$34,686.06				
38514 - SB41 Court Report Service Fund	\$471,552.98	\$31,331.31	-\$15,105.37	\$487,778.92				
38515 - SB41 Appellate Judicial System	\$94,387.52	\$6,275.93	-\$3,025.74	\$97,637.71				
38516 - SB41 Judicial Edu and Support	\$16,370.60	\$1,120.06	-\$590.00	\$16,900.66				
38600 - LEOSE	\$63,547.23	\$64,777.36	-\$35,367.43	\$92,957.16				
38710 - D A Hot Check Collection	\$7,184.28	\$0.00	-\$470.46	\$6,713.82				
38720 - D A Supplemental	\$10,706.92	\$129.68	-\$405.00	\$10,431.60				
38730 - D A Forfeiture, CCP Chapter 59	\$319,829.44	\$37,605.53	-\$3,643.84	\$353,791.12				
38750 - Pretrial Diversion	\$257,749.09	\$60,833.13	-\$49,258.62	\$269,323.60				
38810 - Voter Registration	-\$6,076.80	\$12,153.60	-\$6,076.80	\$0.00				
38820 - Special Inv,Dealer Escrow-Tax	\$214,158.67	\$22,184.05	-\$17,535.07	\$218,807.65	\$35,454.01	\$130.49	\$0.00	\$35,584.50
38830 - Scofflaw Fees, TTC Sect 502.01	\$2,298.74	\$9.88	\$0.00	\$2,308.62				
38910 - Election Services Contract	\$364,286.59	\$80,896.86	-\$2,107.78	\$443,075.67				
38920 - Elections - HAVA Equip, Rental	\$1,356,416.25	\$5,831.95	\$0.00	\$1,362,248.20				
39020 - Constable Pct 2 Forfeiture	\$3,024.12	\$13.00	\$0.00	\$3,037.12				
39040 - Constable Pct 4 Forfeiture	\$2,437.21	\$10.48	\$0.00	\$2,447.69				
39100 - Sheriff Contraband Forfeiture	\$81,191.83	\$342.67	-\$1,492.61	\$80,041.89				
39110 - Braz Cnty Narcotics Task Force	\$1,741,635.59	\$91,758.41	-\$10,715.17	\$1,822,678.83				
39120 - Sheriff Commissary Fund	\$1,393,824.72	\$245,950.07	-\$204,749.18	\$1,435,025.60				
39130 - Sheriff-Federal Forfeiture	\$593,595.73	\$2,544.44	-\$1,800.66	\$594,339.51				
39200 - Juvenile Case Manager Fund	\$26,042.83	\$30.00	-\$10.00	\$26,062.83				
39210 - Bond & Occupational LSF	\$21,493.86	\$10,396.67	-\$15,201.27	\$16,689.26				
39300 - Reliant Energy CARE Program	\$23,727.80	\$0.00	-\$1,449.82	\$22,277.98				
39305 - Direct Energy N2N	\$1,788.56	\$0.00	\$0.00	\$1,788.56				
39306 - Cirro Energy - Utility Assist.	\$5,950.86	\$0.00	-\$30.73	\$5,920.13				
39310 - UnitedWay-Emergency Assistance								
39390 - SETH-SE TX Housing Fln. Corp.	\$227.71	\$0.98	\$0.00	\$228.69				
39410 - Library-Special Projects	\$290,430.06	\$17,487.61	-\$5,624.28	\$302,293.39				
39420 - Tocker Foundation Grant								
39500 - SEP-Wastewater-EnvHlth-TCEQ	\$22,392.84	\$1,701.00	\$0.00	\$24,093.84				
39615 - TPW Foundation-Grt TX Birding	\$10,000.00	\$0.00	\$0.00	\$10,000.00				
39620 - Shoreline Rest. Task Force	\$38,310.78	\$156.87	-\$1,825.00	\$36,642.65				
39630 - 2006 GoM Energy Security Act	\$3,984,168.84	\$15,689.55	-\$333,507.40	\$3,666,350.99				
39700 - Lateral Road Fund								
39710 - Road & Bridge, Ch 152, Tx Code								
39720 - Special Projects								
39764 - Riverside Est Spcl Assmt	\$11,786.09	\$0.00	\$0.00	\$11,786.09				
39766 - Twin Lakes Assmt	\$36,334.80	\$0.00	\$0.00	\$36,334.80				
39768 - Old Coffee Plantation Sp Asses	\$14,528.60	\$0.00	\$0.00	\$14,528.60				
39769 - Lindell-Hudspeth Dr Spec Asses	-\$749.17	\$0.00	\$0.00	-\$749.17				
39770 - Lindell-Frio Dr Spec Assess	-\$749.17	\$0.00	\$0.00	-\$749.17				
39771 - Lindell-Donley Dr Spec Assess	-\$749.16	\$0.00	-\$68,615.00	-\$69,364.16				
39772 - Pinetree Trail Rd Spec Assess								
39774 - Forest Loop Special Assessment								
39775 - River Road (CR31a) Spec Assess								
39776 - Mustang Spur Spec Assess								
39777 - Jasper Special Assessment								
39778 - River Road Special Assessment	-\$340.00	\$0.00	\$0.00	-\$340.00				
39779 - Forest Loop Road Special Asses	\$75,061.36	\$0.00	\$0.00	\$75,061.36				

Fund	Cash				Investments			
	Opening GL Balance	GL Debit	GL Credit	GL Ending Balance	Opening GL Balance	GL Debit	GL Credit	GL Ending Balance
39800 - Law Library	-\$126,913.51	\$49,644.37	-\$54,008.62	-\$131,277.76	\$133,454.05	\$491.31	\$0.00	\$133,945.36
39900 - Mosquito Control District	\$1,457,042.63	\$141,362.68	-\$217,334.32	\$1,381,070.99	\$437,780.88	\$1,611.67	\$0.00	\$439,392.55
40000 - 2012 Gen Oblig Rfd (2003 CO)								
41000 - 2016 Limited Tax Rfd (2006 CO)	\$603,451.56	\$17,683.77	-\$500.02	\$620,635.31	\$552,696.63	\$2,034.67	\$0.00	\$554,731.30
42000 - 2021 Gen Oblig Rfd (2012 CO)	\$157,965.19	\$28,155.26	\$0.00	\$186,120.45				
42100 - 2018 Cert of Oblig-I,S	\$584,655.83	\$11,754.11	-\$0.05	\$596,409.89				
42200 - 2021 CO-Courthouse Campus I,S	\$2,765,645.13	\$61,524.44	-\$0.02	\$2,827,169.55				
44000 - Toll Road-SH288-I&S	\$562,837.90	\$558,401.09	-\$1,941,228.48	-\$819,989.49				
44100 - Toll Road-288EXT-I&S	\$423,286.46	\$533,086.46	-\$846,572.92	\$109,800.00	\$6,711.68	\$0.00	\$0.00	\$6,711.68
45000 - Road Bonds-Mobility-I,S	\$1,634,008.16	\$39,427.89	-\$500.07	\$1,672,935.98	\$993,497.09	\$3,657.42	\$0.00	\$997,154.51
51000 - 2006 Certificate of Obligation								
52000 - 2012 Cert of Oblig,C,M								
52100 - 2018 Cert of Oblig,C,M	\$2,595,076.63	\$10,877.00	-\$65,263.73	\$2,540,689.90				
52200 - 2021 CO-Courthouse Campus C,M	-\$593,013.40	\$0.00	-\$1,346,971.64	-\$1,939,985.04				
52201 - 2022 EOC State Allocation								
54000 - Toll Road-SH288-C & M	\$727,116.20	\$6,057.56	\$0.00	\$733,173.76	\$2,156,641.65	\$7,996.33	\$0.00	\$2,164,637.98
54100 - Toll Road-SH288EXT-C & M	\$1,143,594.57	\$1,598,788.30	-\$2,606,020.46	\$136,362.41	\$28,520,505.53	\$106,952.46	-\$1,251,251.35	\$27,376,206.64
55000 - Mobility Plan								
57200 - Ring of Honor	\$66,261.87	\$284.90	\$0.00	\$66,546.77				
60500 - Airport Operating	-\$2,190,617.72	\$464,093.78	-\$559,352.99	-\$2,285,876.93				
61000 - BCTRA O&M SH288	\$13,176,525.46	\$2,535,228.06	-\$1,741,139.44	\$13,970,614.08	\$24,374,308.64	\$90,891.58	\$0.00	\$24,465,200.22
64000 - BCTRA FM518 PEDC-SH288	\$305,326.19	\$142.08	\$0.00	\$305,468.27				
64100 - BCTRA Contributions-SH288								
64200 - BCTRA FM518 TXDOT-SH288	-\$26,075.30	\$0.00	\$0.00	-\$26,075.30				
64510 - BCTRA Preliminary-288 Extn	-\$3,282,186.95	\$1,251,251.35	-\$66,398.22	-\$2,097,333.82				
71000 - Health Care Benefits	\$361,635.25	\$1,702,866.16	-\$1,871,144.48	\$193,356.93	\$4,359,342.97	\$16,048.37	\$0.00	\$4,375,391.34
72000 - Employee Health Clinic	\$155,256.97	\$52,960.00	-\$3,503.00	\$204,713.97				
73000 - Insurance Reserve	\$530,518.15	\$2,079.22	-\$46,925.35	\$485,672.02	\$695,990.63	\$2,562.18	\$0.00	\$698,552.81
81000 - B Cnty Groundwatr Conserv Dist	\$2,449,298.87	\$225,319.27	-\$73,896.92	\$2,600,721.22				
81100 - Braz Cnty Toll Road Authority								
81500 - CSCD DP6 - SUD Program	-\$90,569.10	\$102,980.42	-\$92,773.21	-\$80,361.89				
81600 - CSCD-TAIP Treatment Alter.	\$11,845.00	\$48,098.00	-\$24,049.00	\$35,894.00				
81700 - CSCD DP17 - MHealth Caseloads	-\$16,431.66	\$66,508.80	-\$50,942.50	-\$865.36				
81800 - CSCD Basic Supervision Prog	\$327,786.56	\$1,583,826.74	-\$1,239,927.82	\$671,685.48				
81850 - CSCD-Evidence Based Assessment								
81900 - CSCD CC4 - High Risk Program	\$93,813.09	\$193,791.48	-\$120,180.86	\$167,423.71				
82000 - CSCD-Comm Corr-Life								
82100 - CSCD CCS- Sex Offender Program	\$7,086.97	\$88,239.49	-\$61,131.27	\$34,195.19				
82200 - CSCD-Comm Corr-Substance Abuse								
82300 - CSCD DP4 - High Risk Program	-\$9,222.28	\$71,055.99	-\$51,634.45	\$10,199.26				
82400 - CSCD-New Caseload Reduction-DP								
82500 - CSCD DP30 - SUD Trt Pgm	-\$166.27	\$205,146.98	-\$167,897.76	\$37,082.95				
82600 - CSCD-Mental Health Treatment	-\$9,767.25	\$7,614.00	-\$3,807.00	-\$5,960.25				
88000 - Trust & Agency								
88200 - Brazos Mall								
88300 - SH288 @ CR 56 Overpass								
89000 - Historical Commission	\$1,764.43	\$7.59	\$0.00	\$1,772.02	\$16,340.66	\$60.14	\$0.00	\$16,400.80

Brazoria County Portfolio Report for March 2025

Current Date: 3/31/2025


Fund	Descr	Type	CUSIP	Coupon	Settle Date	Maturity Date	Next Call Date	Par Value	Purch Price	Purch Cost	Book Value	Mkt Price	Mkt Value	Days to Mat	YTM	Interest Earned
10000	FHLB	Agency	3130B4SA0	4.600	01/28/25	01/28/28	01/28/26	\$ 2,000,000.00	100.00	\$ 2,000,000.00	\$ 2,000,000.00	1.0000	\$ 2,000,000.00	1033	4.600	
10000	FFCB	Agency	3133EREXE6	4.290	10/22/24	10/15/26	10/15/25	2,000,000.00	100.00	2,000,000.00	2,000,000.00	1.0024	1,997,440.00	563	4.290	
10000	FFCB	Agency	3133ERXG1	4.290	10/22/24	10/15/26	04/15/25	2,000,000.00	100.00	2,000,000.00	2,000,000.00	0.9993	1,997,900.00	563	4.290	
10000	FNMA	Agency	3136GADV8	4.550	03/25/25	03/24/28	09/24/25	2,000,000.00	100.00	2,000,000.00	2,000,000.00	1.0005	2,000,900.00	1089	4.550	
10000	FNMA	Agency	3135GARU7	5.375	04/24/24	04/23/27	04/23/25	2,000,000.00	100.00	2,000,000.00	2,000,000.00	1.0005	2,001,020.00	753	5.375	
10000	FHLB	Agency	3130B3C35	4.350	10/22/24	10/21/27	10/21/25	2,000,000.00	100.00	2,000,000.00	2,000,000.00	0.9995	1,998,140.00	934	4.350	
10000	FNMA	Agency	3136GAB65	4.700	02/25/25	02/25/28	02/25/26	2,000,000.00	100.00	2,000,000.00	2,000,000.00	1.0005	1,999,840.00	1061	4.700	
10000	FHLB	Agency	3130B4UM1	4.400	02/12/25	08/12/27	08/12/25	2,000,000.00	100.00	2,000,000.00	2,000,000.00	0.9993	2,000,160.00	864	4.400	

matured or called

10000	FNMA	Agency	3135GAQL8	5.200	03/25/24	03/25/27	03/25/25	2,000,000.00	100.00	2,000,000.00	2,000,000.00	0.9999	1,999,800.00	755	5.200	52,000.00
-------	------	--------	-----------	-------	----------	----------	----------	--------------	--------	--------------	--------------	--------	--------------	-----	-------	-----------

997	TexPool	LGIP		4.335				\$ 151,070,407.63	100.00	\$ 151,070,407.63	\$ 151,070,407.63	100.00	\$ 151,070,407.63	1	4.335	\$ 576,186.80
998	Texas Class	LGIP		4.438				\$ 38,073,924.76	100.00	\$ 38,073,924.76	\$ 38,073,924.76	100.00	\$ 38,073,924.76	1	4.438	\$ 143,219.76
999	Depository	Cash		3.300				\$ 41,125,112.44	100.00	\$ 41,125,112.44	\$ 41,125,112.44	100.00	\$ 41,125,112.44	1	3.300	\$ 102,010.78
								\$ 248,269,444.83		\$ 248,269,444.83	\$ 248,269,444.83		\$ 248,264,644.83			\$ 873,417.34


This report is presented in accordance with the Texas Government Code Title 10 Section 2256.023 and complies with the Investment Strategy of Brazoria County's Investment Policy and I certify that to the best of my knowledge the above is true and correct.


 Angela Dees, CIO
 Brazoria County Treasurer

Monthly Interest Earned for Fiscal Year 2025

	Oct	Nov	Dec	1st Qtr	Jan	Feb	Mar	2nd Qtr	April	May	June	3rd Qtr	July	August	Sept	4th Qtr	Annual Earned
BANK	81,973.79	116,152.20	185,339.84	383,465.83	156,751.13	104,485.67	102,010.78	363,247.58									746,713.41
				-				-									
TEXPOOL	372,169.29	290,647.25	415,789.51	1,078,606.05	466,496.06	587,732.84	576,186.80	1,630,415.70									2,709,021.75
								-									
Texas Class	159,160.06	149,797.78	151,055.13	460,012.97	145,585.33	130,529.26	143,219.76	419,334.35									879,347.32
				-				-									
Agencies	198,961.11	-	26,150.00	225,111.11	49,750.00	68,500.00	52,000.00	170,250.00									395,361.11
				-				-									
Total Per Month	812,264.25	556,597.23	778,334.48	2,147,195.96	818,582.52	891,247.77	873,417.34	2,583,247.63									4,730,443.59

I certify that to the best of my knowledge the above is true and correct.



Angela Dees, CIO
Brazoria County Treasurer

[illegible][illegible]

BRAZORIA COUNTY
Unlimited Tax Road Refunding Bonds
Series 2020
Payment Schedule

FISCAL YEAR	INTEREST 1-Mar	PRINCIPAL 1-Mar	INTEREST 1-Sep	TOTAL PAYMENT
2025	161,500.00	950,000.00	137,750.00	1,249,250.00
2026	137,750.00	995,000.00	112,875.00	1,245,625.00
2027	112,875.00	1,050,000.00	86,625.00	1,249,500.00
2028	86,625.00	1,100,000.00	59,125.00	1,245,750.00
2029	59,125.00	1,155,000.00	30,250.00	1,244,375.00
2030	30,250.00	1,210,000.00		1,240,250.00
	588,125.00	6,460,000.00	426,625.00	7,474,750.00

Debt History:

Date of Receipt January 23, 2020
Amount of Issue \$9,840,000.00
Last Maturity March 01, 2030
True Interest Cost 1.720776%

Paying Agent:

U.S. Bank
ABA routing # 091000022
St. Paul, MN 55486-2639

Refunded: 2010B Unlimited Tax Rd Bonds, (Build America Bonds)

BRAZORIA COUNTY
Certificates of Obligation
Series 2021
Payment Schedule

FISCAL YEAR	INTEREST 1-Mar	PRINCIPAL 1-Mar	INTEREST 1-Sep	TOTAL PAYMENT
2025	1,679,825.00	915,000.00	1,656,950.00	4,251,775.00
2026	1,656,950.00	2,010,000.00	1,606,700.00	5,273,650.00
2027	1,606,700.00	2,740,000.00	1,538,200.00	5,884,900.00
2028	1,538,200.00	2,880,000.00	1,466,200.00	5,884,400.00
2029	1,466,200.00	3,025,000.00	1,390,575.00	5,881,775.00
2030	1,390,575.00	3,180,000.00	1,311,075.00	5,881,650.00
2031	1,311,075.00	3,325,000.00	1,244,575.00	5,880,650.00
2032	1,244,575.00	3,465,000.00	1,175,275.00	5,884,850.00
2033	1,175,275.00	3,605,000.00	1,103,175.00	5,883,450.00
2034	1,103,175.00	3,750,000.00	1,028,175.00	5,881,350.00
2035	1,028,175.00	3,905,000.00	950,075.00	5,883,250.00
2036	950,075.00	4,065,000.00	868,775.00	5,883,850.00
2037	868,775.00	4,210,000.00	805,625.00	5,884,400.00
2038	805,625.00	4,335,000.00	740,600.00	5,881,225.00
2039	740,600.00	4,470,000.00	673,550.00	5,884,150.00
2040	673,550.00	4,605,000.00	604,475.00	5,883,025.00
2041	604,475.00	4,745,000.00	533,300.00	5,882,775.00
2042	533,300.00	4,915,000.00	435,000.00	5,883,300.00
2043	435,000.00	5,115,000.00	332,700.00	5,882,700.00
2044	332,700.00	5,325,000.00	226,200.00	5,883,900.00
2045	226,200.00	5,540,000.00	115,400.00	5,881,600.00
2046	115,400.00	5,770,000.00	0.00	5,885,400.00
	21,486,425.00	85,895,000.00	19,806,600.00	127,188,025.00

Debt History:

Date of Receipt November 03, 2021
Par Amount \$86,895,000.00
Premium on Bonds \$12,605,000.00
Total Proceeds \$99,500,000.00
Last Maturity March 01, 2046
True Interest Cost 2.576943%

Paying Agent:

U.S. Bank
ABA routing # 091000022
St. Paul, MN 55486-2639

BRAZORIA COUNTY
Limited Tax Refunding Bonds
Series 2021
Payment Schedule

FISCAL YEAR	INTEREST 1-Mar	PRINCIPAL 1-Mar	INTEREST 1-Sep	TOTAL PAYMENT
2025	321,475.00	1,380,000.00	286,975.00	1,988,450.00
2026	286,975.00	1,450,000.00	250,725.00	1,987,700.00
2027	250,725.00	1,530,000.00	212,475.00	1,993,200.00
2028	212,475.00	1,610,000.00	172,225.00	1,994,700.00
2029	172,225.00	1,685,000.00	130,100.00	1,987,325.00
2030	130,100.00	1,775,000.00	85,725.00	1,990,825.00
2031	85,725.00	1,865,000.00	39,100.00	1,989,825.00
2032	39,100.00	1,955,000.00		1,994,100.00
	1,498,800.00	13,250,000.00	1,177,325.00	15,926,125.00

Debt History:

Date of Receipt December 16, 2021
Par Amount \$15,815,000.00
Last Maturity March 01, 2032
True Interest Cost 1.360143%

Paying Agent:

U.S. Bank
ABA routing # 091000022
St. Paul, MN 55486-2639

Refunded Series 2012 Certificates of Obligation

P:\Treas\Debt Service Bonds\ Debt Series 2021 Limited Tax Refunding Debt Service Payment Schedule.xls

BRAZORIA COUNTY
Unlimited Tax Refunding Bonds
Series 2018
Payment Schedule

FISCAL YEAR	INTEREST 1-Mar	PRINCIPAL 1-Mar	INTEREST 1-Sep	TOTAL PAYMENT
2025	51,000.00	475,000.00	39,125.00	565,125.00
2026	39,125.00	495,000.00	26,750.00	560,875.00
2027	26,750.00	520,000.00	13,750.00	560,500.00
2028	13,750.00	550,000.00		563,750.00
	130,625.00	2,040,000.00	79,625.00	2,250,250.00

Refunded Series 2008 Unlimited Tax Road Bonds

Debt History:

Date of Receipt August 23, 2018
Amount of Issue \$4,415,000.00
Last Maturity March 01, 2028
True Interest Cost 2.647974%

Paying Agent:

U.S. Bank
ABA routing # 091000022
St. Paul, MN 55486-2639

BRAZORIA COUNTY
Unlimited Tax Refunding Bonds
Series 2021
Payment Schedule

FISCAL YEAR	INTEREST 1-Mar	PRINCIPAL 1-Mar	INTEREST 1-Sep	TOTAL PAYMENT
2025	75,700.00	410,000.00	67,500.00	553,200.00
2026	67,500.00	425,000.00	59,000.00	551,500.00
2027	59,000.00	445,000.00	50,100.00	554,100.00
2028	50,100.00	460,000.00	40,900.00	551,000.00
2029	40,900.00	485,000.00	31,200.00	557,100.00
2030	31,200.00	500,000.00	21,200.00	552,400.00
2031	21,200.00	520,000.00	10,800.00	552,000.00
2032	10,800.00	540,000.00		550,800.00
	356,400.00	3,785,000.00	280,700.00	4,422,100.00

Debt History:

Date of Receipt December 16, 2021
Par Amount \$4,555,000.00
Last Maturity March 01, 2032
True Interest Cost 1.339921%

Paying Agent:

U.S. Bank
ABA routing # 091000022
St. Paul, MN 55486-2639

Refunded Series 2012 Unlimited Tax Road Bonds

P:\Treas\Debt Service Bonds\ Debt Series 2021 Unlimited Tax Refunding Debt Service Payment Schedule.xls

BRAZORIA COUNTY, TEXAS
Series 2016 - Unlimited Tax Refunding Bonds
Remaining Payment Schedule

FISCAL YEAR	INTEREST 1-Mar	PRINCIPAL 1-Mar	INTEREST 1-Sep	TOTAL PAYMENT
2025	71,625.00	975,000.00	52,125.00	1,098,750.00
2026	52,125.00	1,015,000.00	26,750.00	1,093,875.00
2027	26,750.00	1,070,000.00	0.00	1,096,750.00
<hr/>				
	150,500.00	3,060,000.00	78,875.00	3,289,375.00
<hr/> <hr/>				

Debt History:

Date of Receipt 28-Jan-16
Amount of Issue \$8,425,000.00
True Int cost 2.376%

Paying Agent:

U.S. Bank
ABA routing # 091000022
St. Paul, MN 55486-2639

Refunding Series 2006 Unlimited Tax Road Bonds

BRAZORIA COUNTY
Certificates of Obligation
Series 2018
Payment Schedule

FISCAL YEAR	INTEREST 1-Mar	PRINCIPAL 1-Mar	INTEREST 1-Sep	TOTAL PAYMENT
2025	154,325.00	355,000.00	145,450.00	654,775.00
2026	145,450.00	370,000.00	136,200.00	651,650.00
2027	136,200.00	390,000.00	126,450.00	652,650.00
2028	126,450.00	410,000.00	116,200.00	652,650.00
2029	116,200.00	430,000.00	105,450.00	651,650.00
2030	105,450.00	455,000.00	94,075.00	654,525.00
2031	94,075.00	475,000.00	82,200.00	651,275.00
2032	82,200.00	500,000.00	69,700.00	651,900.00
2033	69,700.00	525,000.00	59,200.00	653,900.00
2034	59,200.00	545,000.00	48,300.00	652,500.00
2035	48,300.00	570,000.00	36,900.00	655,200.00
2036	36,900.00	590,000.00	25,100.00	652,000.00
2037	25,100.00	615,000.00	12,800.00	652,900.00
2038	12,800.00	640,000.00	0.00	652,800.00
	1,212,350.00	6,870,000.00	1,058,025.00	9,140,375.00

Debt History:

Date of Receipt August 23, 2018
Amount of Issue \$8,120,000.00
Last Maturity March 01, 2038
True Interest Cost 3.496221%

Paying Agent:

U.S. Bank
ABA routing # 091000022
St. Paul, MN 55486-2639

BRAZORIA COUNTY, TEXAS
Series 2016 - Limited Tax Refunding Bonds
Remaining Payment Schedule

FISCAL YEAR	INTEREST 1-Mar	PRINCIPAL 1-Mar	INTEREST 1-Sep	TOTAL PAYMENT
2025	47,250.00	1,025,000.00	26,750.00	1,099,000.00
2026	26,750.00	1,070,000.00		1,096,750.00
<hr/>				
	74,000.00	2,095,000.00	26,750.00	2,195,750.00
<hr/>				

Debt History:

Date of Receipt 28-Jan-16
Amount of Issue \$8,125,000.00
True Int cost 2.207%

Paying Agent:

U.S. Bank
ABA routing # 091000022
St. Paul, MN 55486-2639

Refunding Series 2006 Certificate of Obligation



ANGELA DEES, CIO

BRAZORIA COUNTY TREASURER

111 E. Locust, Room 305 Angleton, Texas 77515-4654
979-864-1353 FAX 979-864-1680

Attached is the Quarterly Treasurer's Report submitted by Angela Dees, Brazoria County Treasurer for 2nd Quarter FY 2025. This report is submitted in compliance with the Local Government Code Chapter 114, Chapter 2256 and Chapter 2257. This report contains:

Monies received and disbursed: 114.026 (a) (1)
Brazoria County Investment Activity Report for 2nd Quarter Fiscal Year 2025: 2256.023

*Note: debts due to the County are reported to the Court by the collecting offices:
114.044*

"I CERTIFY THAT TO THE BEST OF MY KNOWLEDGE THE ATTACHED REPORTS ARE TRUE AND CORRECT."

A handwritten signature in black ink, appearing to read "Angela Dees", is written over a horizontal line.

Angela Dees, CIO
Brazoria County Treasurer

Brazoria County Bank Account Activity and Interest Report for January 2025 thru March 2025


Account	Beginning Bank Balance 1/1/2025	Deposits and Other Credits Received	Checks and Other Debits Disbursed	Ending Bank Balance 3/31/25	Monthly Interest Earned	Interest Rate
FIRST NATIONAL BANK OF LAKE JACKSON						
Payroll	6,454,457.88	34,573,468.48	(39,271,769.95)	1,756,156.41	20,433.40	3.30
Operating	11,220,997.15	171,167,510.56	(173,159,380.83)	9,229,126.88	112,262.94	3.30
Comptroller Direct Deposit	2,510,506.76	9,120,038.27	(8,977,489.01)	2,653,056.02	10,088.04	3.30
Employee Benefit Trust Fund *	1,544,062.21	5,777,423.74	(6,426,321.10)	895,164.85	6,995.48	3.30
Credit Card Account	738,347.14	1,942,254.14	(1,887,433.35)	793,167.93	5,596.63	3.30
E-Filing / E-Recording	285,274.85	915,325.45	(851,586.35)	349,013.95	2,445.20	3.30
Parks Credit Card	16,828.47	97,296.40	(56,632.91)	57,491.96	249.04	3.30
Electronic Collections Clearing	77,114.97	285,739.13	(275,956.14)	86,897.96	854.66	3.30
Brazoria County Receivables	25,000.00	243,843.06	(155,000.00)	113,843.06	157.54	3.30
Tax Assessor/Collector Veh Inventory Prop Tax	2,517,861.37	682,352.96	(2,800,167.99)	400,046.34	5,013.19	3.30
Tax Assessor/Collector Boat Sales Tax *	11,598.46	87,674.37	(75,146.49)	24,126.34	110.75	3.30
Tax Assessor/Collector Motor Vehicle Acct	2,839,098.23	25,171,833.17	(24,178,004.44)	3,832,926.96	27,957.75	3.30
Tax Assessor/Collector Boat Collections	4,385.54	131,253.06	(117,588.87)	18,049.73	54.70	3.30
Tax Assessor/Collector Sales Tax Account *	660,359.17	17,099,869.96	(17,237,076.71)	523,152.42	6,158.95	3.30
Tax Assessor/Collector Tax Account	6,586,265.30	756,262,390.06	(756,304,587.69)	6,544,067.67	58,388.14	3.30
County Clerk Registry Fund	7,029,769.74	8,752,004.25	(9,816,984.10)	5,964,789.89	54,867.30	3.30
District Clerk Trust Fund	5,211,551.99	973,031.56	(2,947,651.67)	3,236,931.88	34,685.66	3.30
Sheriff Barber Shop Ed Training Program *	84,727.49	3,373.99	(3,109.15)	84,992.33	698.26	3.30
Sheriff's Dept Narcotic Unit-Operations	2,928.12	16,000.00	(17,020.00)	1,908.12	26.15	3.30
Comm. Super & Corrections Dept. Restitution Acct	124,128.90	124,580.81	(94,207.09)	154,502.62	1,162.88	3.30
District Atty Check Collection Account	20,026.60	542.64	(529.14)	20,040.10	162.33	3.30
Investment Acct	2,050,331.91	10,170,250.00	(12,170,250.00)	50,331.91	14,710.30	3.30
County Clerk Juvenile Restitution	3,054.09	927.41	(1,657.93)	2,323.57	22.26	3.30
District Clerk Restitution Fund	4,584.53	977.07	(1,018.18)	4,543.42	38.19	3.30
District Atty Task Force Operations	-	25,000.00	0.00	25,000.00		
First National Bank of Lake Jackson Totals	50,023,260.87	1,043,599,960.54	(1,056,826,569.09)	36,821,652.32	363,139.74	

Total Balance of Non-Int Earning Accts: 4,303,460.12

Sheriff, County and District Clerks Cash Bonds; Inmate Trust; TCEQ; Bail Bond Sec; HMGP

Total balance of all accounts at First National Bank of Lake Jackson as of last day of month 41,125,112.44

This report is presented in accordance with The Texas Government Code Title 4 Sec. 114.026 (a)(1) and I certify that to the best of my knowledge the above is the true and correct cash balance remaining in the Treasurer's custody.



Angela Dees, CIO

Brazoria County Treasurer

Brazoria County Portfolio Report for October 2024 thru December 2024

Current Date: 12/31/2024

Fund	Descr	Type	CUSIP	Coupon	Settle Date	Maturity Date	Next Call Date	Par Value	Purch Price	Purch Cost	Book Value	Mkt Price	Mkt Value	Days to Mat	YTM	Interest Earned
10000	FHLB	Agency	3130B4SA0	4.600	01/28/25	01/28/28	01/28/26	2,000,000.00	100.000	2,000,000.00	2,000,000.00	1.0000	2,000,000.00	1033	4.600	
10000	FFCB	Agency	3133EREXE6	4.29	10/22/24	10/15/26	10/15/25	2,000,000.00	100.00	2,000,000.00	2,000,000.00	1.0024	1,997,440.00	563	4.290	
10000	FFCB	Agency	3133ERXG1	4.29	10/22/24	10/15/26	04/15/25	2,000,000.00	100.00	2,000,000.00	2,000,000.00	0.9993	1,997,900.00	563	4.290	
10000	FNMA	Agency	3136GADV8	4.55	03/25/25	03/24/28	09/24/25	2,000,000.00	100.00	2,000,000.00	2,000,000.00	1.0005	2,000,900.00	1089	4.550	
10000	FNMA	Agency	3135GARU7	5.38	04/24/24	04/23/27	04/23/25	2,000,000.00	100.00	2,000,000.00	2,000,000.00	1.0005	2,001,020.00	753	5.375	
10000	FHLB	Agency	3130B3C35	4.35	10/22/24	10/21/27	10/21/25	2,000,000.00	100.00	2,000,000.00	2,000,000.00	0.9995	1,998,140.00	934	4.350	
10000	FNMA	Agency	3136GAB65	4.70	02/25/25	02/25/28	02/25/26	2,000,000.00	100.00	2,000,000.00	2,000,000.00	1.0005	1,999,840.00	1061	4.700	
10000	FHLB	Agency	3130B4UM1	4.40	02/12/25	08/12/27	08/12/25	2,000,000.00	100.00	2,000,000.00	2,000,000.00	0.9993	2,000,160.00	864	4.400	

matured or called

10000	FNMA	Agency	3135GAQL8	5.200	03/25/24	03/25/27	03/25/25	2,000,000.00	100.00	2,000,000.00	2,000,000.00	0.9999	1,999,800.00	755	5.200	
-------	------	--------	-----------	-------	----------	----------	----------	--------------	--------	--------------	--------------	--------	--------------	-----	-------	--

\$ 170,250.00

997	TexPool	LGIP		4.88				151,070,407.63	100.00	151,070,407.63	151,070,407.63	100.00	151,070,407.63	1	4.880	1,630,415.70
998	Texas Class	LGIP		5.06				38,073,924.76	100.00	38,073,924.76	38,073,924.76	100.00	38,073,924.76	1	5.060	419,334.35
999	Depository	Cash		3.20				41,125,112.44	100.00	41,125,112.44	41,125,112.44	100.00	41,125,112.44	1	3.200	363,247.58
								\$ 248,269,444.83		\$ 248,269,444.83	\$ 248,269,444.83		\$ 248,264,644.83			\$ 2,583,247.63

This report is presented in accordance with the Texas Government Code Title 10 Section 2256.023 and complies with the Investment Strategy of Brazoria County's Investment Policy and I certify that to the best of my knowledge the above is true and correct.

Angela Dees, CIO
County Treasurer

Monthly Interest Earned for Fiscal Year 2025

	Oct	Nov	Dec	1st Qtr	Jan	Feb	Mar	2nd Qtr	April	May	June	3rd Qtr	July	August	Sept	4th Qtr	Annual Earned
BANK	81,973.79	116,152.20	185,339.84	383,465.83	156,751.13	104,485.67	102,010.78	363,247.58									746,713.41
				-				-									
TEXPOOL	372,169.29	290,647.25	415,789.51	1,078,606.05	466,496.06	587,732.84	576,186.80	1,630,415.70									2,709,021.75
								-									
Texas Class	159,160.06	149,797.78	151,055.13	460,012.97	145,585.33	130,529.26	143,219.76	419,334.35									879,347.32
				-				-									
Agencies	198,961.11	-	26,150.00	225,111.11	49,750.00	68,500.00	52,000.00	170,250.00									395,361.11
				-				-									
Total Per Month	812,264.25	556,597.23	778,334.48	2,147,195.96	818,582.52	891,247.77	873,417.34	2,583,247.63									4,730,443.59

I certify that to the best of my knowledge the above is true and correct.



Angela Dees, CIO
Brazoria County Treasurer

Quarterly Interest Rates Comparison by Quarter FY25																	
	Oct	Nov	Dec	1st Qtr	Jan	Feb	Mar	2nd Qtr	April	May	June	3rd Qtr	July	August	Sept	4th Qtr	Ann Avg
BANK	3.47%	2.91%	3.23%	3.20%	3.26%	3.43%	3.30%	3.33%									
TEXPOOL	5.36%	4.73%	4.56%	4.88%	4.39%	4.36%	4.33%	4.36%									
TEXAS CLASS	5.56%	4.88%	4.75%	5.06%	4.54%	4.49%	4.44%	4.49%									

[illegible]

Brazoria County Texpool Activity and Interest Report for Janaury 2025 thru March 2025

Fund	Beginning Balance 1/1/25	Credits	Debits	Interest Earned	Ending Balance 3/31/2025	Avg. Yield	Expected Maturity	Mark to Mkt 3/31/25
Insurance Reserve	691,095.09	0.00	-	7,457.72	698,552.81	4.36	4/1/2025	698,552.81
General Fund	42,477,653.98	106,281,272.13	(27,000,000.00)	1,220,970.48	122,979,896.59	4.36	4/1/2025	122,979,896.59
Civ Crim & Prob Records Mgmt	356,337.02	0.00	-	3,845.26	360,182.28	4.36	4/1/2025	360,182.28
Law Library	132,515.35	0.00	-	1,430.01	133,945.36	4.36	4/1/2025	133,945.36
Tax Assessor Collector Funds	110,142,346.15	145,000,000.00	(255,159,181.37)	104,353.42	0.00			
Historical Commission	16,225.70	0.00	-	175.10	175.10	4.36	4/1/2025	175.10
Records Mgmt & Preservation	1,079,959.48	0.00	-	11,654.00	1,091,613.48	4.36	4/1/2025	1,091,613.48
Road & Bridge	18,219,213.35	0.00	-	196,606.71	18,415,820.06	4.36	4/1/2025	18,415,820.06
Special Inv/Dealer Escrow-Tax	35,204.62	0.00	-	379.88	35,584.50	4.36	4/1/2025	35,584.50
District Clerk Contingency	301,398.25	0.00	-	3,252.50	304,650.75	4.36	4/1/2025	304,650.75
Unlmted Tax Rd Bonds, 2006 I&S	986,508.93	0.00	-	10,645.58	997,154.51	4.36	4/1/2025	997,154.51
Mosquito Control District	434,701.55	0.00	-	4,691.00	439,392.55	4.36	4/1/2025	439,392.55
2006 Cert of Obligation I&S	548,809.04	0.00	-	5,922.26	554,731.30	4.36	4/1/2025	554,731.30
American Rescue Plan Act Fund	659,969.41	0.00	-	7,121.89	667,091.30	4.36	4/1/2025	667,091.30
Employee Benefits Trust	5,323,481.45	0.00	(1,000,000.00)	51,909.89	4,375,391.34	4.36	4/1/2025	4,375,391.34
Texpool Totals	181,405,419.37	251,281,272.13	(283,159,181.37)	1,630,415.70	151,054,181.93			151,054,181.93

Brazoria County Texas Class Activity and Interest Report for January 2025-March 2025

Fund	Beginning Balance 1/1/2025	Credits	Debits	Interest Earned	Ending Balance 3/31/2025	Avg. Yield	Expected Maturity	Mark to Mkt 3/31/2025
General Fund	17,311,852.33	0.00	0.00	192,790.69	17,504,643.02	4.49	4/1/2025	17,504,643.02
Road & Bridge	16,950,874.92	0.00	0.00	188,770.75	17,139,645.67	4.49	4/1/2025	17,139,645.67
2021 Certificates of Obligation	0.00	0.00	-	0.00	0.00	4.49	4/1/2025	0.00
American Rescue Plan Act Fund	3,391,863.16	0.00	0.00	37,772.91	3,429,636.07	4.49	4/1/2025	3,429,636.07
Texas Class Totals	37,654,590.41	0.00	-	419,334.35	38,073,924.76			38,073,924.76