



**BRAZORIA COUNTY
CONSOLIDATED ANNUAL PERFORMANCE AND EVALUATION
REPORT (CAPER)
PROGRAM YEAR 2023**

**For the reporting period of:
OCTOBER 1, 2023 - SEPTEMBER 30, 2024**

Authorized Official:

**L.M. "Matt" Sebesta, Jr.,
County Judge**

December 10, 2024

Contact Person:

**Daphne Lemelle, Director
Brazoria County Community
Development
1524 E. Mulberry, Suite 162
Angleton, Texas 77515
(979) 864-1860**

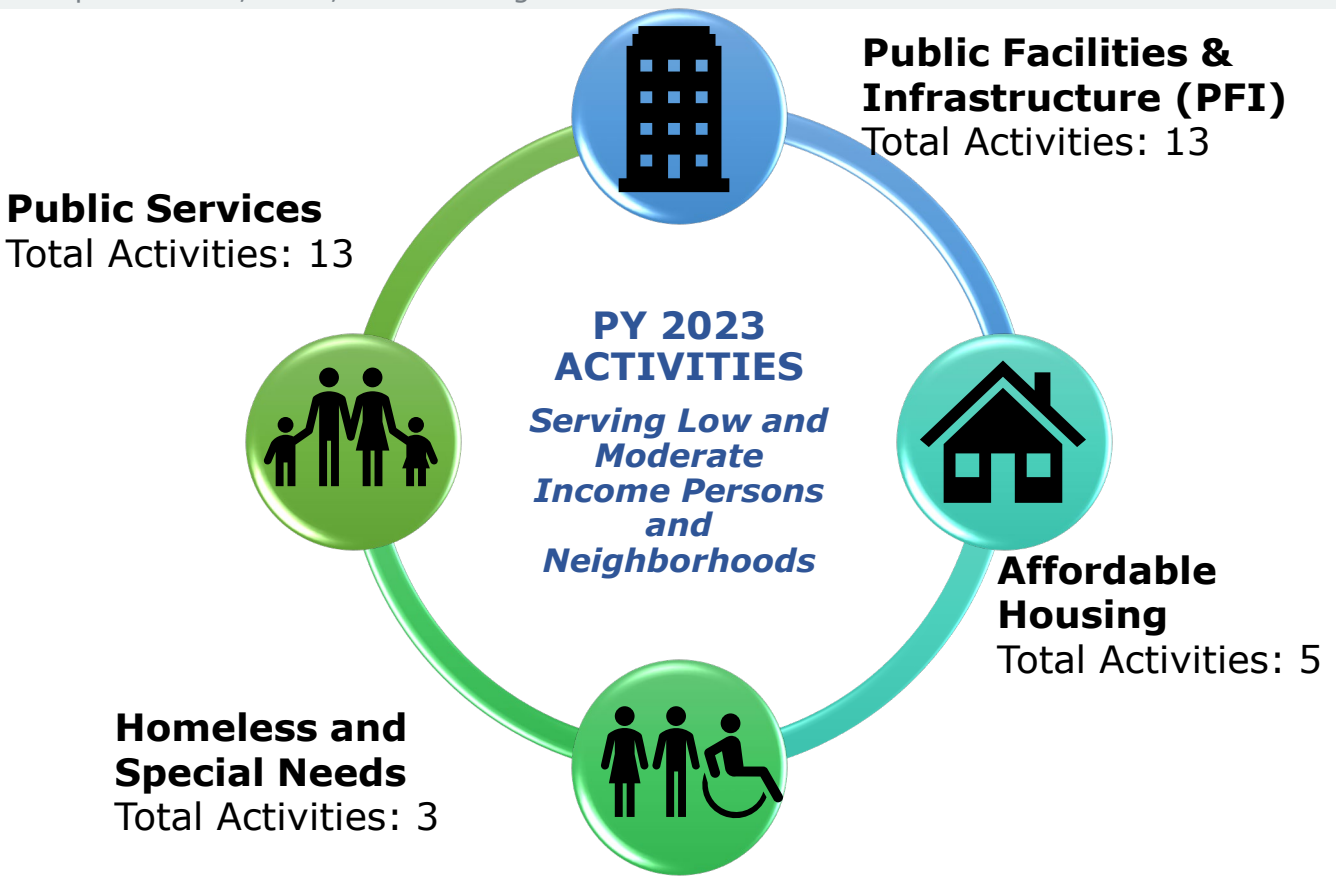


Brazoria County HUD Program Accomplishments at a Glance

Program Year 2023 CAPER

● ABOUT THE CAPER

The Brazoria County Program Year 2023 (PY2023) Consolidated Annual Performance Report (CAPER) is the fourth annual performance report for the Brazoria County 2020-2024 Consolidated Plan, and describes the progress made in meeting the housing and community development needs identified in the Consolidated Plan between October 1, 2023 and September 30, 2024, the following was achieved:



Program Partners



12 Non-profits



9 Cities

CDBG

• Expended \$1,510,316.66 in CDBG


HOME

• Expended \$328,479.12 in HOME

ESG

• Expended \$104,277.80 in ESG-CV

Public Facilities & Infrastructure



Total Expenditures:

CDBG: \$856,401.52

Leverage: \$447,376.58

Total Benefiting: 3,703 Persons

In these Cities: Clute, Danbury, Lake Jackson (completed only)

Public Services



Total Expenditures:

CDBG: \$145,269.30

Leverage: \$3,652,149.97

Total Served: 2,283 Persons

Affordable Housing



Two Programs: OSSF and Home Rehab/Reconstruction

Total Expenditures:

CDBG: \$23,588.00

HOME: \$273,226.75

Total Served: 3 Homeowners (completed 1 Septic System/2 Home Recons)

Homeless and Special Needs



Total Expenditures:

CDBG: \$176,999.44

ESG-CV: \$104,277.80

Leverage: \$428,551.00

Total Benefiting: 314 Persons (including one 1 Shelter renovation)

TABLE OF CONTENTS

CR-05 - Goals and Outcomes - 91.520(a).....	3
CR-10 – Racial and Ethnic composition of families assisted – 91.520(a).....	13
CR-15 – Resources and Investments – 91.520(a).....	15
CR-20 - Affordable Housing – 91.520(b).....	22
CR-25 - Homeless and Other Special Needs – 91.220(d, e); 91.320(d, e); 91.520(c).....	25
CR-30 - Public Housing – 91.220(h); 91.320(j).....	27
CR-35 - Other Actions – 91.220(j)-(k); 91.320(i)-(j).....	28
CR-40 – Monitoring – 91.220 and 91.230.....	31
CR-45 – CDBG – 91.520(c).....	35
CR-50 – HOME – 91.520(d).....	36
CR-58 – Section 3	38
CR-60 – ESG Supplement to the CAPER – 91.520(g).....	39
CR–65 - ESG Persons Assisted.....	41
CR-70 – ESG Assistance Provided and Outcomes – 91.520(g).....	44
CR–75 – ESG Expenditures.....	45
ATTACHMENTS.....	47
Glossary of Acronyms used in CAPER	
Analysis of Impediments Update	
Financial Summary with backup – PR 26	
IDIS Reports (CDBG – PR03, PR23, PR54) (HOME & HOME-ARP – PR22) (ESG – PR91)	
Section 3 Report	
HOME Match Log	
ESG Expenditure Report	
ESG Match Log	
Public Notices – English and Spanish	

CR-05 - Goals and Outcomes

Progress the jurisdiction has made in carrying out its strategic plan and its action plan. 91.520(a)

The Brazoria County Program Year 2023 (PY 2023) Consolidated Annual Performance and Evaluation Report (CAPER) is the fourth annual performance report for the PY 2020- 2024 the Brazoria County Consolidated Plan and describes progress made from October 1, 2023 through September 30, 2024 towards the goals set forth in the Consolidated Plan. In PY 2023, Brazoria County through the Brazoria County Community Development Department continued to address the housing and community development needs identified in the Consolidated Plan. During PY 2023, Brazoria County expended \$1,844,239.43 in Community Development Block Grant (CDBG), HOME Investment Partnerships, and HOME- American Rescue Plan (HOME-ARP) on 39 projects and activities including five (5) administrative activities. An additional amount of \$104,277.80 in ESG-CV funds was expended to complete the renovation of an emergency shelter. Highlights of performance accomplishments according to specific program and categories are summarized below:

COMMUNITY DEVELOPMENT BLOCK GRANT(CDBG) PROGRAM -- Under the CDBG Program for this fiscal year, the County expended \$1,510,316.66¹, to provide decent housing, suitable living environments, and economic opportunities to Low- and Moderate-Income (LMI) persons residing in Brazoria County. All CDBG activities funded in PY 2023 are eligible activities that meet one of the three (3) National Objectives of the program. All funds, with the exception of administration, were expended on activities which benefited LMI persons. Each project directly impacts a LMI area or directly benefits a LMI client. The CDBG Administration and Planning expenditure percentage for the fiscal year was 19.8%² . According to the PR54 report, Public Services expenditures totaled \$214,926.80 representing 14% of our PY 2023 allocation. Both the CDBG administration and planning, and public services expenditure percentages are within the required caps which are 20 percent and 15 percent, respectively.

Below is a list of accomplishments for PY 2023, which includes one (1) PY 2020 activity, two (2) PY 2022 activities, and one (1) PY 2023 activity that completed during this program year. Four (4) PY 2022, and five (5) PY 2023 activities remained open at the end of the

¹ Amount does not include \$8722.80 drawn for administrative costs that have been returned to HUD.

² This percent is reflective the amount actually charged to the grant following return of funds by Brazoria County to HUD.

program year, not including general administration.

NON-HOUSING COMMUNITY DEVELOPMENT:

- **Public Facility/Infrastructure Improvements (completed 4 activities benefiting 3,711 persons):**
 - Completed renovations on one homeless shelter facility in Freeport, benefiting 8 people of which 100% are LMI, and making 50 beds available to vulnerable people.
 - Replaced 4,800 linear feet of water line and associated appurtenances in the Bryan subdivision in Clute, benefiting 175 people of which 81.7% are LMI.
 - Replaced chlorinator building at the water treatment plant in Danbury, benefiting 1668 people of which 61.8% are LMI.
 - Completed Street Improvements in Lake Jackson, benefiting 1860 people of which 54.03% are LMI.

- **Supportive Services (completed 16 activities benefiting 2,283 persons):**
 - Provided **subsistence payments** stabilizing housing for **44** LMI people.
 - Provided advocacy services for **60 abused and neglected children** of which 100% are LMI.
 - Provided **children and youth prevention/leadership programs** through Boys & Girls Club and Junior Achievement Programs benefiting **1338** youths of which 73.2% were LMI.
 - Provided **back to school supplies** and clothing for **711** youths in Brazoria County, of which 85% were LMI
 - Provided **food** for **84** LMI residents in Southern Brazoria County of which 100% were LMI.
 - Provided **health services** through the Brazoria County prescription assistance program to **24** residents throughout the County of which 100% were LMI.
 - Provided **tuition** for **12** LMI people to expand their education through short-term job skills training programs at one community college located in Brazoria County.
 - Provided **safe housing** to **10** LMI persons who have escaped human trafficking or exploitation.

NON-HOMELESS SPECIAL NEEDS:

- **Non-Homeless Special Need (completed 4 activities benefiting 306 persons):**
 - Provided **meals** to **126** homebound seniors throughout Brazoria County.
 - Provided **transportation** to **112** seniors within Brazoria County.
 - Provided and supported **mental health services** for **68** LMI persons through Alzheimer day program and mental health

counseling program.

AFFORDABLE HOUSING:

CDBG ON-SITE SEWAGE FACILITIES (OSSF)—The CDBG OSSF Program supports the improvement of affordable housing by providing financial assistance to homeowners to improve onsite septic systems that are no longer functioning properly and may have received a citation by the County’s Health Department. During PY2023, the 2021 OSSF program completed one OSSF project assisting one LMI homeowner. This project expended \$23,588.00 during this fiscal year. No activities in the program remained open.

HOME INVESTMENT PARTNERSHIPS (HOME) PROGRAM/ HOME AMERICAN RESCUE PLAN (HOME-ARP) - HOME activities are designed to expand the supply of decent, safe and sanitary affordable housing for LMI persons, and HOME-ARP is specifically designed to target funding to include increasing affordable housing, non-congregate shelter, and supportive services for HOME-ARP qualifying populations. During this program year, Brazoria County awarded HOME-ARP funds to five (5) agencies, amended its HOME-ARP Allocation Plan and utilized HOME-ARP administrative funding for planning and administration.

HOME funds in the amount of **\$328,479.12** were expended during this program year including **\$55,252.37** in HOME Program Administration, and **\$3,114.10** in HOME Program Income. HOME-ARP expended **\$5,443.65**, all on administrative activities to implement the HOME-ARP Allocation Plan, and award grants to HOME-ARP subrecipients and developers. During this program year, \$125,000 in HOME Program Income was receipted, and allocated to one home reconstruction project. Below is a list of accomplishments from completed HOME funded housing activities for this fiscal year.

- HOME funded Affordable Housing:

- Completed reconstruction of two (2) homes in Angleton and Freeport for low/mod homeowners whose homes were not feasible to rehab. Total expenditures for these two activities were \$267,428.54.³

- Started reconstruction on two (2) homes in Brazoria and Angleton for low/mod homeowners whose homes were not feasible to rehab. Total expenditures for these two underway activities were \$5,798.21 (including \$3,114.10 in Program

³ Activities remained open at the end of the program year, but all construction and expenditures have been completed. Activities will show complete in next year’s CAPER.

Income expenditures.

EMERGENCY SOLUTIONS GRANT (ESG & ESG-CV) PROGRAMS - During PY 2023, Brazoria County drew down the last of its ESG-CV funds in the amount of \$104,227.80. The funds were from 2021 ESG-CV. Since PY 2022, Brazoria County has not received a formula allocation of ESG funding.

All ESG and ESG-CV activities are now closed. In this report, the last ESG/ESG-CV activity achieved project completion with the completion of a shelter renovation project in Freeport. All ESG/ESG-CV accomplishments were reported in the SAGE report attached to last year’s CAPER (PY 2022). All eligible ESG and ESG-CV expenditures occurred prior to the respective expenditure deadlines of September 15, 2023, and September 30, 2023, as reported in last the PY 2022 CAPER report. The amounts shown in this report represent the final drawdown for these activities.

Comparison of the proposed versus actual outcomes for each outcome measure submitted with the consolidated plan and explain, if applicable, why progress was not made toward meeting goals and objectives. 91.520(g) Categories, priority levels, funding sources and amounts, outcomes/objectives, goal outcome indicators, units of measure, targets, actual outcomes/outputs, and percentage completed for each of the grantee’s program year goals.

Goal	Category	Source / Amount (PY23)	Indicator	Unit of Measure	Strategic Plan to Date			PY 2023		
					Expected – Strategic Plan	Actual – Strategic Plan	Percent Complete	Expected – Program Year	Actual – Program Year	Percent Complete
Adult Education & Job Training	Non-Housing Community Development	CDBG: \$14,000	Public service activities other than Low/Mod Income Housing Benefit	Persons Assisted	50	39	78%	15	12	80%
CDBG Program Admin/Planning	Administration	CDBG: PY 2021 \$2917.11 CDBG: PY 2022 \$160,266.43	Other	Other	5	4	80%	1	1	100%

					Strategic Plan to Date			PY 2023		
Goal	Category	Source / Amount (PY23)	Indicator	Unit of Measure	Expected – Strategic Plan	Actual – Strategic Plan	Percent Complete	Expected – Program Year	Actual – Program Year	Percent Complete
		CDBG: PY 2023 \$144,874.86								
Clearance and Demolition	Non-Housing Community Development		Buildings Demolished	Buildings	0	0	100%	0	0	--
Code Enforcement	Non-Housing Community Development		Housing Code Enforcement/ Foreclosed Property Care	Household Housing Unit	0	0	--	0	0	--
Disaster Mitigation & Recovery (CV-TBRA)	Affordable Housing		Tenant Based Rental Assistance	Household Housing Unit	0	43	430%	0	0	--
Down payment/closing cost assistance	Affordable Housing		Direct Financial Assistance to Homebuyers	Households Assisted	10	0	0%	0	0	--
Economic Development	Non-Housing Community Development		Businesses assisted	Businesses Assisted	0	0	--	0	0	--
ESG Program and Services	Homeless	ESG:	Tenant-based rental assistance / Rapid Re-Housing	Households Assisted	25	14	56%	BRAZORIA COUNTY DID NOT RECEIVE ESG FUNDING DURING PROGRAM YEAR 2023 and no activities completed during this program year.		
ESG Program and Services	Homeless	ESG:	Homeless Person Overnight Shelter	Persons Assisted	25	0	%			

					Strategic Plan to Date			PY 2023		
Goal	Category	Source / Amount (PY23)	Indicator	Unit of Measure	Expected – Strategic Plan	Actual – Strategic Plan	Percent Complete	Expected – Program Year	Actual – Program Year	Percent Complete
ESG Program and Services	Homeless	ESG:	Homelessness Prevention	Persons Assisted	125	148	118%			
ESG Program Admin/Planning	Administration	ESG:	Other	Other	5	1	20%			
ESG Program Data Collection(HMIS)	Administration	ESG:	Other	Other	5	1	20%			
Food Insecurities	Non-Housing Community Development	CDBG: \$8,000	Public service activities other than Low/Mod Income Housing Benefit	Persons Assisted	1000	747	74.7%	75	84	112%**
Health Services	Non-Housing Community Development	CDBG: \$4,873.20	Public service activities other than Low/Mod Income Housing Benefit	Persons Assisted	200	240	120%	38	24	63.2%
Historic Preservation	Non-Housing Community Development	CDBG: \$38,729.70	Other	Other	1	1	100%	0	0	--%
HOME Program Administration	Administration	HOME: \$55,252.37	Other	Other	5	4	100%	1	1	100%
Homeless and Domestic Violence Services	Homeless	CDBG: \$27,000	Low/Mod Housing Benefit	Persons Assisted	25	22	88%	11	10	91%

Goal	Category	Source / Amount (PY23)	Indicator	Unit of Measure	Strategic Plan to Date			PY 2023		
					Expected – Strategic Plan	Actual – Strategic Plan	Percent Complete	Expected – Program Year	Actual – Program Year	Percent Complete
Housing Rehabilitation/Reconstruction	Affordable Housing	HOME: PY 2021 \$107,002.30 HOME: PY 2022 \$411,116.63 HOME: PY 2023 \$125,000 (PI) CDBG: PY 2021 \$23,588.00 (OSSF) CDBG: PY 2023 \$80,000 (OSSF)	Homeowner Housing Rehabilitated	Household Housing Unit	8	12	150%	13	3	23%
Infrastructure Improvements	Non-Housing Community Development	CDBG: PY 2022 \$216,455.84 CDBG: PY2023 \$237,500.00	Public Facility or Infrastructure Activities other than Low/Mod Income Housing Benefit	Persons Assisted	3000	39,757	1325%	3703	3703	100%
New affordable units	Affordable Housing	HOME: \$0.00	Homeowner Housing Added	Household Housing Unit	0	0	--	0	0	--
Park Improvements	Non-Housing Community Development	CDBG: PY2023 \$0	Public Facility or Infrastructure Activities other	Persons Assisted	1,000	5350	535%	--	--	--%

					Strategic Plan to Date			PY 2023		
Goal	Category	Source / Amount (PY23)	Indicator	Unit of Measure	Expected – Strategic Plan	Actual – Strategic Plan	Percent Complete	Expected – Program Year	Actual – Program Year	Percent Complete
			than Low/Mod Income Housing							
Public facility improvements	Non-Housing Community Development	CDBG: PY 2021 \$107,341.94	Public Facility or Infrastructure Activities other than Low/Mod Income Housing Benefit	Persons Assisted	2,000	6,943	347%	50	8	16%
Senior Services	Non-Homeless Special Needs	CDBG: \$35,000	Public service activities other than Low/Mod Income Housing Benefit	Persons Assisted	250	798	313%	155	238	159%**
Services to Special Needs Populations	Non-Housing Community Development	CDBG: \$34,657.50	Public service activities other than Low/Mod Income Housing Benefit	Persons Assisted	125	228	182%	70	68	97%
Subsistence Payments	Non-Housing Community Development	CDBG: \$16,600	Public service activities other than Low/Mod Income Housing Benefit	Persons Assisted	40	194	485%	30	44	147%**
Youth and Children services	Non-Housing Community Development	CDBG: \$74,796	Pub Service activities other than Low/Mod	Persons Assisted	2,000	7,706	385%	1,055	2,109	200%**

Goal	Category	Source / Amount (PY23)	Indicator	Unit of Measure	Strategic Plan to Date			PY 2023		
					Expected – Strategic Plan	Actual – Strategic Plan	Percent Complete	Expected – Program Year	Actual – Program Year	Percent Complete
			Income Housing Benefit							

Table 1 - Accomplishments – Program Year & Strategic Plan to Date

** - Projects have exceeded expectations

Accomplishments for CV Funding:

Goal	Category	Source / Amount	Indicator	Unit of Measure	Expected Outcome	Actual Outcome	Percent Complete
ESG-CV							
ESG-CV Shelter	Homeless	ESG-CV: \$1,115,985	Homeless Person Overnight Shelter	Persons Assisted	50	8	16% ⁴

Table 1a - Accomplishments – Program Year

Assess how the jurisdiction’s use of funds, particularly CDBG, addresses the priorities and specific objectives identified in the plan, giving special attention to the highest priority activities identified.

All CDBG activities for this program year were considered High Priority and were effective for producing a positive impact on the low/mod neighborhoods and residents of the County. More than half of the infrastructure projects remained underway at the end of the fiscal year, with three activities receiving technical assistance to proceed, four more projects possibly needing technical assistance, and another two well underway and to be completed within the next calendar/program year. Some projects are experiencing delays due to lack of capacity. During this program year, the County procured outside project management services to

⁴ Activity was completed during PY 2023, and opened for operation. During the first month of opening 8 persons were sheltered, but facility has expanded capacity to shelter up to 50 people.

assist with project implementation to ensure these projects move along. Attached is Brazoria County's PR03 CDBG Activity Summary Report for PY 2023, which describes in more detail the proposed and accomplished objectives in connection with the above priorities.

In Program Year 2023, the HOME program completed the reconstruction of two (2) homes using PY 2021 and 2022 HOME funds with two (2) additional homes underway using PY 2023 HOME funds.

ESG-CV Round 2 funding continued to be used in this program year for completion of a conversion of a thrift store into additional shelter space for homeless individuals/families. The conversion was delayed due to supply chain and contractor issues. The shelter received its Certificate of Occupancy and opened for operation during this program year. All remaining ESG-CV funding were exhausted during last program year and final drawdown occurred prior to the April 2024 deadline.

The County continually assesses and monitors remaining grant balances and re-allocates funds as needed to ensure high priority activities may continue to completion. As mentioned above lack of capacity, as well as higher than expected bid amounts continue to present barriers to project implementation/completion.

CR-10 - Racial and Ethnic composition of families assisted

Describe the families assisted (including the racial and ethnic status of families assisted).

91.520(a)

Although this section of the CAPER is requesting "families assisted", the data that is captured in IDIS for CDBG, HOME and ESG is requesting "persons assisted". Table 2 captures beneficiaries served under the CDBG, ESG and HOME entitlement programs. Table 2a captures beneficiaries served under the CV programs.

	CDBG	HOME
White	2077	2
Black or African American	382	0
Asian	11	0
American Indian or American Native	3	0
Native Hawaiian or Other Pacific Islander	2	0
Other multi-racial*	114	0
Total	2589	2
Hispanic	1,033	2
Not Hispanic	1,556	0

Table 2 – Table of assistance to racial and ethnic populations by source of funds

	ESG-CV
White	6
Black or African American	2
Asian	0
American Indian or American Native	0
Native Hawaiian or Other Pacific Islander	0
Other multi-racial	0
Total	8
Hispanic	1
Not Hispanic	7

Table 2a – CV Table of assistance to racial and ethnic populations by source of funds

Narrative

The above noted stats provide the number of persons that were assisted with either CDBG Supportive (or Public) Service activities, HOME Rehab/Reconstruction activities, and ESG-CV Emergency Shelter activities. Included in the CDBG Supportive Service residents assisted, 2,049 were children/youths, 238 were seniors and 47 were Alzheimer/dementia patients. The HOME numbers include two (2) homeowner rehabs.

Beneficiaries for public facility activities are not included as they are counted as Low/Mod Area

(LMA) benefit and race and ethnicity are not gathered for these types of projects. Completed projects included water/sewer improvements, and street improvements in various locations throughout the County. Beneficiaries for these projects total 3,703. The Census Tracts and Block Groups with the low/mod percentages for each project and the beneficiaries for all projects are listed in the PR03 report for CDBG activities.

CR-15 - Resources and Investments 91.520(a)

Identify the resources made available

Source of Funds	Resources Made Available	Amount Expended During Program Year
CDBG	\$2,832,394.58	\$1,510,316.66
HOME	\$1,343,594.96	\$328,479.12
HOPWA	N/A	N/A
ESG	\$-	\$-
Other (HOME-ARP)	\$1,823,008.29	\$5,443.65
Other (ESG-CV)	\$104,277.80	\$104,277.80

Table 3 - Resources Made Available

Narrative

During PY 2023, CDBG program resources made available consists of remaining PY2021 funds in the amount of \$392,679.71, PY2022 funds in the amount of \$872,413.67, and the PY 2023 allocation of \$1,540,292.00.

For the HOME program, program resources included PY 2021 expenditures and funding balance of \$137,786.06, PY 2022 expenditures and funding balance of \$520,839.90, and the PY 2023 allocation of \$559,969 plus \$125,000 in program income.

CDBG is on track to meet timeliness expenditure deadlines for the coming year. The "Other (ESG-CV and HOME-ARP)" resources made available is pandemic special allocations and are not included in the timeliness reporting.

Identify the geographic distribution and location of investments

CDBG, HOME & ESG

City or Location	CDBG Public Facility Accomplishments and Description	Expended in FY 2023
Alvin	Environmental completed. Bid advertisement completed. Project pending award of construction contract.	\$9,058.88
Bailey's Prairie	Environmental completed. Activity receiving technical assistance to prepare scope and bid project.	\$0
Clute	Completed replacement of concrete water main.	\$11,512.34
Danbury	Completed replacement of deteriorated chlorinator building and equipment.	\$204,943.50
Freeport	Shelter renovation completed.	\$107,341.94

Freeport	Environmental completed. Project (ADA bathroom renovations) pending bid advertisement and construction contract award.	\$3701.00
Holiday Lakes	Environmental completed. Awaiting design and bid.	\$9229.01
Lake Jackson	Project completed.	\$237,500
Oyster Creek	Environmental completed. Activities (2) pending design and bidding. City receiving technical assistance to prepare scope and bid project.	\$0
Sweeney	Environmental completed. Awaiting design completion and bid.	\$6,985.77
West Columbia	Waterline installation underway.	\$7,006.47
Unincorporated County	Construction underway. (Hastings)	\$366,436.65
City or Location	CDBG Public Service Accomplishments and Description	Expended in FY 2023
Countywide	ActionS Homebound Meals Benefitted 75 elderly residents.	\$15,000.00
Countywide	ActionS Transportation Benefitted 80 elderly residents.	\$20,000.00
Brazoria County Precint 1	Boys/Girls Club – Youth Services Benefitted 32 children.	\$7,200.00
Brazoria County Precinct 3	Boys/Girls Club – Youth Services Benefitted 16 children.	\$4,000.00
Brazoria County Precinct 4	Boys/Girls Club - Smart Moves Program Benefitted 32 children.	\$10,400.00
Freeport	Brazosport Cares Food Pantry Benefitted 84 people.	\$8,000.00
Lake Jackson	Brazosport Community College - Continuing Ed Program Benefitted 12 students.	\$14,000.00
Countywide	Counseling Connections for Change Benefitted 21 people.	\$25,000.00
South end of Brazoria County	Dream Center Benefitted 711 with back to school supplies & clothing.	\$36,060.00
Countywide	Gathering Place Alzheimer Program	\$14,700.00

	Benefitted 47 terminally ill people.	
Brazoria County Precinct 1	Junior Achievement Benefitted 671 youths.	\$3,147.73
Brazoria County Precinct 4	Junior Achievement Benefitted 587 youths.	\$4,000.00
Countywide	Prescription Assistance Program Assisted 24 people.	\$4873.20
Countywide	Salvation Army Subsistence Benefitted 44 people.	\$16,600.00
N/A	General Administration	\$308,058.40
Total CDBG Projects Expended		\$1,510,316.66

City or Location	HOME Accomplishments and Description	Expended in FY 2023
Countywide (Angleton, Brazoria, Freeport)	HOME (PY 2022/2023) – Rehab/Reconstruction Benefitted 4 homeowners/ 2 projects completed.	\$273,226.75
N/A	HOME General Administration- completed	\$55,252.37
Total HOME Projects Expended		\$328,479.12

City or Location	HOME-ARP Accomplishments and Description	Expended in FY 2023
Countywide	HOME-ARP (PY 2021) – Administration	\$5,443.65
Total HOME-ARP Expended		\$5,443.65

Table 4 – Identify the geographic distribution and location of investments

ESG-CV Round 3 FUNDS

City or Location	Public Service Accomplishments and Description	Expended in FY 2023
Freeport/Countywide	ESG-CV- Emergency Shelter Renovation	\$104,277.80
Total ESG-CV Round 3 Projects Expended (Drawn in 2023)		\$104,277.80

Table 4a – Identify the geographic distribution and location of investments

Narrative

The focus of the activities in Brazoria County’s 2023 Action Plan was on a Countywide basis instead of strategic target areas. Public facility activities are spread throughout the County with 6-7 participating jurisdictions being funded every 3rd year for low/mod public facility/infrastructure projects. Public Service activities are funded throughout the County every year. Generally, eligible public service agencies apply with their respective County Commissioner and the County Judge. After a review for eligibility by the Community Development Department, each County Commissioner and the County Judge determines the public service agencies they will fund for the upcoming year.

HOME funds are utilized for direct client assistance based on qualifications for the respective programs. For the Home Rehabilitation/Reconstruction Program, applications are taken county wide, with the exception of the city limits of Pearland, Hillcrest Village, Liverpool and Quintana. These Cities mentioned have elected to “opt out” or not participate in our program for various reasons. Two Home Rehab/Reconstructions projects are awarded and completed each year, and are located throughout the county but tracked in the respective location within the County.

Leveraging

Explain how federal funds leveraged additional resources (private, state and local funds), including a description of how matching requirements were satisfied, as well as how any publicly owned land or property located within the jurisdiction that were used to address the needs identified in the plan.

CDBG public facility/infrastructure projects leverage funds from Cities who pay the balance of a project that was completed in their City. Public Service organizations also use CDBG funds to leverage additional funding for their projects. During this last program year, Brazoria County used funds from Reliant Energy and other federal funding to assist families with rent and utility bills. Coordinating these funds from these various partners can help the Community Development Dept assist more families. Of the \$1,510,316.66 in CDBG expenditures this program year, including administration, there was 300% match in the amount of \$4,528,077.55 of leveraged funds.

In the HOME and ESG program, there is a 25% and 100% match requirement, respectively. Matching funds are provided by Habitat of Southern Brazoria County, SETH housing bond financing, waived permit and recording fees, various public and private donations, and volunteer and “sweat equity” hours. Sweat equity hours are Habitat families who are receiving a Habitat home and must voluntarily work a total of 500+ hours on building other families homes, as well as their own home. With HOME funds, match is not calculated on program income or administrative expenses. Without these expenditures, HOME expended \$273,226.75. Based on this expenditure, the 25% match requirement is \$68,308.60. The HOME match report information is listed below in Table 5 as well as in the attachments to the CAPER.

Fiscal Year Summary – HOME Match	
1. Excess match from prior Federal fiscal year	\$2,437,552.28
2. Match contributed during current Federal fiscal year	18,723.26
3. Total match available for current Federal fiscal year (Line 1 plus Line 2)	2,456,275.54
4. Match liability for current Federal fiscal year	68,308.60
5. Excess match carried over to next Federal fiscal year (Line 3 minus Line 4)	2,387,966.94

Table 5 – Fiscal Year Summary - HOME Match Report

Match Contribution for the Federal Fiscal Year								
Project No. or Other ID	Date of Cont	Cash (non-Federal sources)	Foregone Taxes, Fees, Charges	Appraised Land/Real Property	Required Infrastructure	Site Prep, Const Materials, Donated labor	Bond Financing	Total Match
Various Projects – Permit Fees	10/1/23-9/30/24		1622.67					1622.67
Various Projects – Recording Fees	10/1/22-9/30/23		0					0
Various Projects – FTHB Recording Fees	10/1/22-9/30/23		0					0
101 Verde Dr – SETH Bond	9/30/21						17,100.59	17,100.59
Total Match Contributions for the year								\$18,723.26

Table 6 – Match Contribution for the Federal Fiscal Year

HOME Program Income Report

Program Income – Enter the program amounts for the reporting period				
Balance on hand at begin-ning of reporting period	Amount received during reporting period	Total amount expended during reporting period	Amount expended for TBRA	Balance on hand at end of reporting period
\$ 0.00	\$ 125,000.00	\$3114.10	0.00	\$ 121,885.90

Table 7 – Program Income

HOME MBE/WBE report

Minority Business Enterprises and Women Business Enterprises – Indicate the number and dollar value of contracts for HOME projects completed during the reporting period						
	Total	Minority Business Enterprises				White Non-Hispanic
		Alaskan Native or American Indian	Asian or Pacific Islander	Black Non-Hispanic	Hispanic	
Contracts						
Number	1				0	1
Dollar Amount	\$ 206,320.13	0	0	0		206,320.13
Sub-Contracts						
Number	10			1	7	2
Dollar Amount	\$ 83,058.64			800.00	\$ 65,647.90	\$ 12,004.74
	Total	Women Owned Business	Male			
Contracts						
Number	1	0	1			
Dollar Amount	\$ 206,320.13	\$ 0	\$ 206,320.13			
Sub-Contracts						
Number	10	1	9			
Dollar Amount	\$ 83,058.64	4606.00	\$78,452.64			

Table 8 - Minority Business and Women Business Enterprises

Minority Owners of Rental Property – Indicate the number of HOME assisted rental property owners and the total amount of HOME funds in these rental properties assisted						
	Total	Minority Property Owners				White Non-Hispanic
		Alaskan Native or American Indian	Asian or Pacific Islander	Black Non-Hispanic	Hispanic	
Number	0	0	0	0	0	0
Dollar Amount	0	0	0	0	0	0

Table 9 – Minority Owners of Rental Property

Relocation and Real Property Acquisition – Indicate the number of persons displaced, the cost of relocation payments, the number of parcels acquired, and the cost of acquisition

Parcels Acquired	0	0
Businesses Displaced	0	0
Nonprofit Organizations Displaced	0	0
Households Temporarily Relocated, not Displaced	0	0

Households Displaced	Total	Minority Property Enterprises				White Non-Hispanic
		Alaskan Native or American Indian	Asian or Pacific Islander	Black Non-Hispanic	Hispanic	
Number	0	0	0	0	0	0
Cost	0	0	0	0	0	0

Table 10 – Relocation and Real Property Acquisition

CR-20 - Affordable Housing 91.520(b)

Evaluation of the jurisdiction's progress in providing affordable housing, including the number and types of families served, the number of extremely low-income, low-income, moderate-income, and middle-income persons served.

	One-Year Goal	Actual
Number of Homeless households to be provided affordable housing units	0	0
Number of Non-Homeless households to be provided affordable housing units	0	0
Number of Special-Needs households to be provided affordable housing units	0	0
Total	0	0

Table 11 – Number of Households

	One-Year Goal	Actual
Number of households supported through Rental Assistance	0	0
Number of households supported through The Production of New Units	0	0
Number of households supported through Rehab of Existing Units	2	3
Number of households supported through Acquisition of Existing Units	0	0
Total	2	3

Table 12 – Number of Households Supported

Discuss the difference between goals and outcomes and problems encountered in meeting these goals.

Tables 11 and 12 only reflect the CDBG and HOME household goals and accomplishments. Program goals for Housing Rehabilitation and Onsite Septic (OSSF) Program were met during this program year. A total of three (3) owner households were assisted which exceeded the annual goal by one.

Discuss how these outcomes will impact future annual action plans.

Brazoria County is still recovering from the various floods, the 2021 freeze, the pandemic and associated inflation and reduction of its CDBG and HOME funding, all which continue to impact the County’s ability and progress to increase affordable housing units. In the next program year, the Community Development Department anticipates using HOME-ARP funding to assist families struggling to pay rent and utilities, as well as providing comprehensive housing stability case management. In addition to use of HOME-ARP funding, the County’s focus in future program years is to identify a CHDO to receive funding to increase affordable housing in the county.

Include the number of extremely low-income, low-income, and moderate-income persons served by each activity where information on income by family size is required to determine the eligibility of the activity.

Number of Households Served	CDBG Actual	HOME Actual
Extremely Low-income	1	2
Low-income	0	0
Moderate-income	0	0
Total	1	2

Table 13 – Number of Households Served

Narrative Information

Brazoria County has always seen a greater need for rental/utility assistance around the holidays, as contractors are not working due to the weather, losing hours with no holiday pay, and historically, chemical plant lay offs in the 4th quarter. When coupled with the loss/reduction of income due to the recent pandemic and associated inflation, rent/utility assistance needs have increased and greatly exceeds resources available. Brazoria County has been resourceful in finding other non-HUD federal pandemic funding to assist struggling families, but has also seen the loss of ESG funding and a reduction in its CDBG funding that has been critical to providing emergency and homelessness prevention assistance and stabilization of affordable housing.

Funding cuts and increased costs for rehabilitation/reconstruction projects affect the number of completed homes each year. Construction costs have remained high due to shortage of materials, which drives the prices up. Other factors, such as septic system upgrades, offstreet parking requirements, and sodding of the yard, utilize more funds, which reduces the number of homeowners that can be assisted in any particular year. Contractors willing to bid on the contracts have a depleted labor force, so labor costs are at a premium. Concrete has become a valued commodity and very hard to obtain in the smaller quantities that are needed for a slab. All these factors have caused HOME projects to either be delayed or cost more thus reducing number of homes that can be assisted.

Brazoria County no longer offers a local homebuyer program due to reduced funding and refers interested buyers to the Texas Department of Housing and Community Affairs Texas Homebuyer program for assistance. However, high interest rates and high home pricing continue to be a barrier for first time homebuyers to enter the market.

The Community Development Department remains confident in their policies and guidelines for

their housing projects and stand firm to protect the investment to the low income homeowner. When approving a homeowner for repairs, sustainability of insurance and taxes is a criteria for approval. The issues discussed above will eventually subside, but in the meantime, the expected beneficiaries in any particular year will be a more modest number. The County is hopeful that as the economy stabilizes, builders will be back with more reasonable bids, materials will be more readily available, and the labor force will again be more stable.

CR-25 - Homeless and Other Special Needs 91.220(d, e); 91.320(d, e); 91.520(c)

Evaluate the jurisdiction's progress in meeting its specific objectives for reducing and ending homelessness through:

Reaching out to homeless persons (especially unsheltered persons) and assessing their individual needs

Brazoria County partners with the United Way of Brazoria County (UWBC) and Gulf Coast Center in outreach efforts to the unsheltered, sheltered and unstably housed in the County. During the 2023 program year, through a competitive bid process, the County awarded HOME-ARP grants to agencies including both UWBC and Gulf Coast Center as well as other two other agencies to help individuals and families with housing stability services. UWBC also is the local lead agency for the Homeless Coalition of Brazoria County. Brazoria County Community Development is a member of the Coalition and works closely with all agencies in addressing homelessness and allocating resources when needed for key activities. Operated under the Texas Homeless Network Balance of State Continuum of Care, the Brazoria County Homeless Coalition is still in its infancy as its members continue to learn and grow our homelessness response system and networks. Key to the local homelessness response system is the utilization of a Coordinated Entry process which continued operation during this program year, and was utilized for referrals for permanent housing to the Brazoria County Housing Authority for Housing Stability Vouchers.

Brazoria County received no ESG funding during this program year thus was unable to provide any Rapid Rehousing, Homeless Prevention, nor HMIS services. One Shelter Rehab project completed during this program year and is now open to provide shelter to homeless persons in the County.

Addressing the emergency shelter and transitional housing needs of homeless persons

In addition to the two women's shelters, The Salvation Army is the only general population homeless shelter in Brazoria County. All three (3) of these shelters have been modified and expanded using ESG funding in prior years. Starting in PY 2020, the Brazoria County used the ESG funds, along with the ESG-CV funds to convert the thrift store at the Salvation Army Emergency Shelter to create more beds. This project finally completed during this reporting period, and has provided much needed shelter to the homeless. Currently there are no known transitional shelters in Brazoria County. Several agencies and contractors have approached the Community Development Department to discuss funding and opportunities, but nothing has ever evolved from those discussions. Under the newly allocated HOME-ARP funding, the County made one award for the construction of a new non-congregate shelter to be located in the northern part of the county.

Helping low-income individuals and families avoid becoming homeless, especially extremely low-income individuals and families and those who are: likely to become homeless after being discharged from publicly funded institutions and systems of care (such as health care facilities, mental health facilities, foster care and other youth facilities, and corrections programs and institutions); and, receiving assistance from public or private agencies that

address housing, health, social services, employment, education, or youth needs

Over the past year, the Community Development Department continued to partner across the county with many non-profit agencies and send/accept referrals to ensure assistance provided can support the critical needs of our most vulnerable families including persons exiting institutions, domestic violence or human trafficking situations, and/or the child welfare system. Partnership work with the the Homeless Coalition has assisted with better coordination and referral services to ensure these families receive the necessary assistance to remain stably housed. In cases where homelessness cannot be avoided, we have partnered with other non-profits in neighboring counties to ensure the most appropriate shelter is available to house those in need.

Helping homeless persons (especially chronically homeless individuals and families, families with children, veterans and their families, and unaccompanied youth) make the transition to permanent housing and independent living, including shortening the period of time that individuals and families experience homelessness, facilitating access for homeless individuals and families to affordable housing units, and preventing individuals and families who were recently homeless from becoming homeless again

Individuals that are discharged from institutions, mental health and other facilities, are evaluated to determine if they can benefit with one of the grants we have. They are also referred to other agencies to receive food, medical attention, SNAP benefits, SS benefits, or other services. One of the larger issues facing these individuals is the lack of public transportation to the various services that are provided. This makes it difficult to look for work, obtain the necessary services or even try and find a place to live. When assistance is available and it is known the family has experienced homelessness before, the department prioritizes assistance to ensure the family can remain housed and not re-enter homelessness.

CR-30 - Public Housing 91.220(h); 91.320(j)

Actions taken to address the needs of public housing

Brazoria County does not have public housing.

Actions taken to encourage public housing residents to become more involved in management and participate in homeownership

N/A

Actions taken to provide assistance to troubled PHAs

Brazoria County Housing Authority is not in troubled status.

CR-35 - Other Actions 91.220(j)-(k); 91.320(i)-(j)

Actions taken to remove or ameliorate the negative effects of public policies that serve as barriers to affordable housing such as land use controls, tax policies affecting land, zoning ordinances, building codes, fees and charges, growth limitations, and policies affecting the return on residential investment. 91.220 (j); 91.320 (i)

Brazoria County continues the discussion with several Cities about their requirements of carports/garages and concrete driveways, and zoning ordinances. Tax relief is also provided by the Brazoria County Appraisal District and the Tax Assessor/ Collector in the form of installment payments and split payments to property owners. Homeowners 65 years of age or older are given a reduction in the taxable value and also have the option to defer, or postpone paying any property taxes on their homes for as long as they own and live in the unit. The problem with deferral is that the taxes, penalties, and interest add up and can be quite significant when the home transfers title to a family member. When HOME funds are used to rehabilitate or reconstruct a home, City and County permit and Septic Fee waivers are requested and recording fees are generally waived.

Actions taken to address obstacles to meeting underserved needs. 91.220(k); 91.320(j)

Many of the older homes in Brazoria County are generally owned by the elderly population, which tend to be part of the low income population. When coupled with the fact they are physically and economically unable to maintain the home, the home becomes dilapidated and deteriorated. Most applicants require a full reconstruction. During this program year, Brazoria County completed two (2) reconstructions and has two more under construction. The County also continued implementation of the the CDBG Onsite Sewage System Facility (OSSF) program that completed replacement of a non-functioning septic system for one (1) homeowner.

The County used CDBG funds to continue its public service funding, which provided financial assistance to social and public service organizations which met the needs of underserved persons. Table 5 below illustrates the organizations and the project that was funded this fiscal year.

PY	Organization	Project Description
PY 2023	ActionS	Homebound Meals
PY 2023	ActionS	Transportation
PY 2023	Boys & Girls Club-Freeport	Youth Prevention Program
PY 2023	Boys & Girls Club-Angleton	Youth Prevention Program
PY 2023	Boys & Girls Club - Alvin	Youth Prevention Program
PY 2023	Boys & Girls Club – Southern Braz. Co	Youth Prevention Program
PY 2023	Brazosport Cares	Food Assistance
PY 2023	Brazosport College	Continuing Education
PY 2023	Gulf Coast CASA	Child Advocacy Services
PY 2023	Counseling Connection for Change	Counseling Services

PY 2023	Dream Center	Back to School supplies/clothing
PY 2023	Junior Achievement-Freeport	Youth Service Program
PY 2023	Junior Achievement-Angleton	Youth Service Program
PY 2023	Prescription Assistance	Prescription Assistance
PY 2023	Salvation Army	Subsistence Program
PY 2023	The Gathering Place	Alzheimer Program

Table 14 – Funded Organizations and Projects

Actions taken to reduce lead-based paint hazards. 91.220(k); 91.320(j)

Although no specific funding is set aside for Lead-based paint issues, the Community Development Department evaluates Lead-based Paint (LBP) hazards on all HUD-assisted rehab/reconstruction projects. The rehabilitation guidelines explicitly prohibit the use of lead-based paint on any rehabilitation or reconstruction project. A LBP assessment is conducted on any rehab project that triggers the LBP requirement and any hazards found are addressed in accordance with EPA and HUD Guidelines for Lead-based Paint Renovation. Once LBP issues are addressed and rehabilitation work is completed, a clearance exam is performed to ensure the work and the unit has been properly handled and cleaned.

Actions taken to reduce the number of poverty-level families. 91.220(k); 91.320(j)

Of the two (2) colleges in Brazoria County, both of whom provide workforce training and continuing education programs, only one of the colleges was funded to assist low/mod income residents/families with tuition, which will increase their job opportunities and earning capacity. Twelve (12) persons were assisted with various short term job training programs so that they can begin to earn more for the family. Families being assisted with rent/utility assistance are encouraged to attend a financial stability course, which will assist the family with budgeting and financial knowledge to help budget through those tough times. Additionally, families are referred to register for job search and assistance through the local workforce resource office.

Brazoria County Housing Authority maintains the Housing Choice Voucher program that assists tenants with on-going rental assistance and has kept the yearly lease rate to 98% of capacity.

Actions taken to develop institutional structure. 91.220(k); 91.320(j)

The Community Development staff is still in direct contact with the various members of the Brazoria County Community Development Advisory Board (BCCDAB), which is composed of City officials from all of the participating jurisdictions and one County representative. When the meetings resume, they will be posted publicly so that anyone can attend. The purpose of these meetings is to obtain recommendations and feedback for CDBG, and HOME funded activities and projects and gain in-sight on the status or problems the City might be having with their projects. This also helps to maintain the communication line with the citizens, participating jurisdictions, Commissioners, County Judge, and the CD staff.

Public facility and infrastructure projects are spread throughout the County with 6-7 participating jurisdictions being funded for low/mod benefit projects every 3rd year. The Commissioners and

County Judge have the role of allocating the public service funds. All public service agencies that are requesting funding will submit an application to them. It is rare that an eligible applicant providing a service consistent with our Consolidated Plan does not get some funding. CD Staff also attends regular interagency meetings held at United Way of Brazoria County.

Brazoria County CD staff manages the HOME rehab/reconstruction program in-house. Rehab/reconstruction applications are disbursed and collected the entire month of September each year.

Actions taken to enhance coordination between public and private housing and social service agencies. 91.220(k); 91.320(j)

There is no public housing in Brazoria County. Brazoria County Housing Authority, Brazoria County Welfare, and the Community Development Dept are housed in the same office, so coordination is easily achieved between these services.. With the three (3) departments working so closely together, we maintain a good relationship with the landlords. In order to avoid duplication of services, we have coordinated efforts with other agencies that receive funding for the same services. Brazoria County has formed their own Homeless Coalition and has implemented a Coordinated Entry system in partnership with United Way and the participating agencies. Brazoria County is going one step further to utilize the coordination for referrals between agencies to better assist the family, avoid duplication, and going from agency to agency searching for assistance. Over the last few years, the ESG funding has relieved some of the burden of rental and/or utility assistance for low/moderate income residents; however, with the end of that funding, the department has had to search for other grants to fill this gap. The CD Department continues to work with the United Way in an effort to coordinate their funding with social service programs and agencies. Through the use of the HMIS program, agencies rely on this database to determine who exactly resides in the household, what types of assistance the family has received in the past, and better assess what type of assistance or service the family truly needs.

Identify actions taken to overcome the effects of any impediments identified in the jurisdictions analysis of impediments to fair housing choice. 91.520(a)

Even though Brazoria County has little control over individual Cities, the CD staff has worked within the County to help in overcoming its impediments to fair housing and housing choice in the county.

Many of our applicants are elderly and on a fixed income, and a modest one at that. Brazoria County will advocate and continue the discussion with participating Cities regarding their requirements of home sizes, carports/garages, concrete driveways, and elevation. All of these factors affect the overall costs to the HOME program and the affordability of the home to the homeowner.

The full list impediments and PY 2023 action steps taken for this fiscal year is provided as an attachment to this CAPER.

CR-40 - Monitoring 91.220 and 91.230

Describe the standards and procedures used to monitor activities carried out in furtherance of the plan and used to ensure long-term compliance with requirements of the programs involved, including minority business outreach and the comprehensive planning requirements

While the majority of our funding is allocated to individual Cities, Brazoria County ensures long-term and comprehensive planning compliance by sending public facility bids to the listed organizations that are identified as Historically Under-utilized Businesses (HUB). Each time a project bids, Community Development Department searches for new minority businesses to include in the bidding process. The Community Development Department reviews each CDBG, and HOME project for eligibility and assures funds will be used in accordance with the 5-year Con Plan and applicable federal requirements. Pre-construction meetings are held with municipalities and the approved contractors to review applicable requirements and required paperwork.

Meetings with new Public Service agencies are set up between the agency's Executive Director, the staff responsible for applicant intake, CD Staff member(s), and the Director and/or Asst. Director of the CD Dept. During this meeting, all Federal and County requirements (i.e. purchasing requirements, invoicing time-frames, reporting, and recordkeeping), processing requirements, required documentation, what is expected from the agency, what the agency can expect from the County, and any questions/comments/concerns are reviewed and answered before the contract is signed. Money cannot be spent until the contract is signed, and environmental clearance has been received. Generally, subrecipients are monitored bi-annually, unless they are a "First-Time Funded Subrecipient", there is a change in executive management, prior monitoring issues, or if problems arise during the contract period. In these instances, monitorings are done more frequently with technical assistance being offered via phone or on-site meetings. Brazoria County generally does not reimburse the subrecipient, but pays the third party on behalf of the client and follows a lot of the same desk monitoring procedures as the Public Facility projects as noted below.

Most Public Facility projects (water/sewer/drainage) are monitored through desk monitoring and regular communication with engineering and project management staff. It is not the staff's expertise to verify that the proper water or sewer line was installed or that the proper depth of the drainage ditch was completed, but to ensure the project is carried out in compliance with federal regulatory and statutory requirements. Desk file reviews are conducted throughout the project and includes:

- bid was advertised properly in correct format and proper wording was included,
- bids are reviewed to verify proper bidding requirements were followed and proper Davis-Bacon wage rates were included in the bid document,
- all applicable federal documentation was included in the bid documents,
- contractor clearance was completed and no contractors were excluded or barred from the project,

- proper award had taken place through City Council meeting,
- employee interviews are being conducted and the correct forms are being used and submitted,
- certified payrolls submitted are correct and they match up with the submitted employee interviews, and
- the invoiced amount matches the contract that was submitted and signed, and funds are available to pay the invoice. If the City is responsible to pay a portion of the invoice, then a phone call/email is placed notifying them of the amount they are responsible for.

All other Public Facility projects (such as community centers, fire equipment, and building improvements) and Public Service projects that used CDBG funds for improvements or purchase equipment, has on-site monitoring to view the work that was completed or equipment was purchased. Inventory monitoring takes place bi-annually.

Every week invoices are approved for payment through the Community Development Department. They are reviewed for correctness and verified that the work was completed and that the application or file has the appropriate backup documentation to justify the payment. If any information is missing, the payment is held until the missing documentation is received. For on-site monitoring, a letter is sent out notifying the agency that there is a monitoring scheduled, and what information will be reviewed. An entrance interview is performed with the key members or caseworkers. Files are then reviewed, and any findings are noted and a letter noting the deficiencies or findings is sent to the agency with suggested improvements. If there are significant findings or concerns with the monitoring, an action letter is requested stating how they will correct or remedy the finding or concern, as well as a follow-up consultation is scheduled. If an agency does not correct the findings or address the concerns, then a recommendation is presented at Commissioner's Court to terminate the contract and re-allocate the funding.

No payments are processed until desk reviews are completed to verify the information above has been gathered and is correct. Public Service agencies that provide a service are all monitored the same way. Documentation is submitted with the invoice and that information is reviewed for completeness. The request for payment is reviewed with the contract to verify that what the agency proposed to do is actually being accomplished. If applications are collected at the time of service, the application is submitted and reviewed for all documentation. If approved, the invoice request is then submitted for payment and the payment is mailed out. Usually rent and utility assistance payments are mailed directly to the landlord or utility provider on the applicant's behalf. No Rent or Utility payment of any kind is directly paid to the applicant.

Brazoria County normally monitors several open projects by either on-site visits or desk reviews. No Subrecipients were found to be non-compliant, but some Subrecipients had concerns that were noted, addressed, and corrected. CD staff is always improving its internal monitoring controls with discussions of findings and documentation issues, and then solutions are suggested and implemented. All issues or concerns that have been recognized in previous years are discussed in the contract award meetings so that the same issues do not repeat themselves. This

helps the CD Dept properly inform the new agencies with what to expect when they submit invoices for payments or when staff comes to monitor.

When monitoring HOME program contractors, a CD staff member goes on-site and evaluates the performance and inspects the materials used for the rehab or reconstruction of a home. Any deficiencies are noted and discussed with the contractor either on-site or by phone. An e-mail is also generated documenting the deficiencies in writing and time-frame to correct. Any programmatic changes that are necessary are reflected in the guidelines, bids, contracts, or specifications to alleviate any problems that arise. If a contractor fails to take corrective action, contracts may terminate and the contractor may be removed from the approved list.

In addition, all open projects are monitored in IDIS at least quarterly and narratives updated, if needed.

In reviewing the status of the overall grant programs, it appears that the CDBG program is on schedule. Actual expenditures do not differ from Line of Credit disbursements in the IDIS system. IDIS is the HUD database in which the County completes reporting and financial draws. The following tables break down the remaining funds by program year.

As of September 30, 2024, the status of the County’s CDBG, HOME and ESG grant programs are as follows:

PY	Projects	Amount
PY 2021	CDBG-Unobligated	\$3,173.93
PY 2021	Hastings Road Improvements (2023)	\$19,286.14
PY 2021	Sweeny Pecan Street Water Main Replacement	\$12,514.23
PY 2021	HOME CHDO	\$77,588.25
PY 2022	CDBG-Unobligated	\$35,426.51
PY 2022	Bailey’s Prairie*	\$135,189.86
PY 2022	Oyster Creek Sewer Improvements*	\$142,671.04
PY 2022	Oyster Creek VFD Generator*	\$53,244.50
PY 2022	HOME- Housing Rehab/Reconstruction	\$223,938.41
PY 2022	HOME- CHDO	\$86,806.55
PY 2023	CDBG-Unobligated	\$24,423.20
PY 2023	Brazos Place ADA Bathrooms	\$11,799.00
PY 2023	Alvin South Bypass 35 Waterline	\$228,414.12
PY 2023	West Columbia Rainbow Subdivision Waterline	\$173,493.53
PY 2023	Holiday Lakes Road Improvements	\$114,207.09
PY 2023	CDBG Administration	\$109,125.14
PY 2023	OSSF Program	\$69,543.63
PY 2023	Sweeny Pecan Street Water Main Replacement	\$180,500.00

PY 2023	HOME-CHDO	\$83,995.35
---------	-----------	-------------

Table 15 – CDBG, and HOME Grant Programs

**Projects showing as pending cancellation with draws; projects receiving technical assistance to allow activities to be re-funded and proceed with construction.*

As of September 30, 2024, the status of the County’s ESG-CV grant program are as follows:

PY	Projects	Amount
PY 2020	ESG-CV(3) - Shelter	\$41,118.16*

Table 15a –ESG-CV Grant Program

**Amount shown will not be expended, and remaining balance to be cleared and recaptured by HUD as all deadlines for these funds have passed.*

As of September 30, 2024, the status of the County’sHOME-ARP grant program are as follows:

PY	Projects	Amount
PY 2021	HOME-ARP Administration	\$229,507.34
PY 2021	HOME-ARP Supportive Services	\$456,887.00
PY 2021	HOME-ARP TBRA	\$300,000.00
PY 2021	HOME-ARP Noncongregate Shelter	\$806,078.00

Table 15b –HOME-ARP Grant Program

Unobligated funds are generated as projects complete and all funds were not needed. The CDBG projects with remaining balances should be completed during PY24/FY 2025.

The remaining HOME-ARP funding covers all open HOME-ARP activities, and will continue until the HOME-ARP activities are completed or prior to 2030.

Citizen Participation Plan 91.105(d); 91.115(d)

Describe the efforts to provide citizens with reasonable notice and an opportunity to comment on performance reports.

Brazoria County posted notice on the County’s website, and in the Brazosport Facts, the County’s main newspaper in English and Spanish. The comment period ran from November 15 thru December 2, 2024. Both postings included Spanish and English translations for special accommodations. During the comment period, one (1) public hearing was held – on Thursday, November 21, 2024 at 5:30 p.m. The hearing was held at the Brazoria County East Annex Lobby located at 1524 E. Mulberry, Angleton, Texas. The location is wheelchair accessible and has handicap accessible parking, which is noted in the ad postings. The CAPER was also available in our office during regular business hours of 8 – 5 Monday through Friday.

Summary of public comments:

No comments received.

CR-45 - CDBG 91.520(c)

Specify the nature of, and reasons for, any changes in the jurisdiction's program objectives and indications of how the jurisdiction would change its programs as a result of its experiences.

Program objectives for the PY 2023 CDBG projects mostly stayed the same. Brazoria County allocated the unobligated funds from completed PY 2020, PY 2021 and PY 2022 activities to a PY 2020, PY2022 and PY2023 activities needing additional funds. Brazoria continually reviews program objectives, policies and procedures to ensure the county is remaining responsive to community needs and current events affecting community needs specifically our low and moderate-income population. During this last program period, it has been observed that there is a growing need for increased rent and utility assistance to county residents primarily due to the increasing rental rates in the county. Also, the impact of inflation on low and moderate income households causing greater reliance on public assistance to cover household costs. Limitations in funding under CDBG and the elimination of ESG funding has greatly decreased the county's ability to meet these needs.

Does this Jurisdiction have any open Brownfields Economic Development Initiative (BEDI) grants?

Brazoria County did not have any Brownsfield Economic Development Initiative projects.

[BEDI grantees] Describe accomplishments and program outcomes during the last year.

N/A

CR-50 - HOME 91.520(d)

Include the results of on-site inspections of affordable rental housing assisted under the program to determine compliance with housing codes and other applicable regulations

Please list those projects that should have been inspected on-site this program year based upon the schedule in §92.504(d). Indicate which of these were inspected and a summary of issues that were detected during the inspection. For those that were not inspected, please indicate the reason and how you will remedy the situation.

N/A—Brazoria County's only HOME-assisted multi-family project exited the program last year by repaying its HOME investment back to the county. Therefore, no multi-family inspections were conducted.

Provide an assessment of the jurisdiction's affirmative marketing actions for HOME units. 92.351(b)

Brazoria County's has an Affirmative Marketing Plan that plans how we shall market our HOME Rehab/Reconstruction and Homebuyer Assistance programs. Applications are available on the website for the Rehab/Reconstruction program during the month of September, as well interested applicants may pick up or request to have applications mailed to them. The number of Rehab/Reconstruction applications received always exceed the amount of funding that is allocated to the HOME program. All advertisements for the HOME program contain the equal opportunity housing logo. Fair housing posters are also displayed in the Community Development lobby for all visitors to see.

Refer to IDIS reports to describe the amount and use of program income for projects, including the number of projects and owner and tenant characteristics

During the 2023 Program Year, \$125,000 in program income was receipted into the HOME program due to pay-off from one multi-family project that sold.

Describe other actions taken to foster and maintain affordable housing. 91.220(k) (STATES ONLY: Including the coordination of LIHTC with the development of affordable housing). 91.320(j)

While Brazoria County's rate of homeownership is higher than the rest of Texas, the housing in the County is somewhat polarized with the majority being newer/excellent condition or older with housing problems. Two (2) homes were completed this year for the rehab/reconstruction program, and one home was improved with a new onsite septic system. Brazoria County supports new rental housing complexes utilizing the State's Tax Credit program. Even with the tax credit properties, the State sets the market rate rents which are based on the median income in Brazoria County. With the median income being over \$106,300 for a family of four, many of

our single head of household tenants cannot afford the market rate or even the 60% rental rates. Affordability continues to be the primary barrier to entry into the homeownership, as well as makes housing stability very challenging in the rental market. The department continues outreach and education to foster and maintain affordability specifically with developing relationships with owners, and housing developers.

CR 58- Section 3

Section 3 of the Housing and Urban Development Act of 1968 [12 U.S.C. 1701u and 24 CFR Part 135] represents HUD's policy for providing preference for new employment, training, and contracting opportunities created from the usage of covered HUD funds to low- and very low-income residents of the community where certain funds are spent (regardless of race or gender), and the businesses that substantially employ these persons.

During PY 2023, Brazoria County completed four (4) Section 3 covered activities, with another four (4) activities underway or pending start . As per the Section 3 Report found in the attachment to this CAPER, 25,523 total labor hours have been reported of which 12,048 hours were Section 3 Worker hours and 419 hours for targeted Section 3 workers. Efforts used to encourage and/or solicit Section 3 workers included the following:

- Outreach efforts to identify and secure bids from Section 3 businesses.
- Assisted residents to apply for/or attend community college or a four year educational institution
- Assisted residents to apply for/or attend vocational training
- Assisted residents to obtain financial literacy training and/or coaching

CR-60 - ESG 91.520(g) (ESG Recipients only)

ESG Supplement to the CAPER in *e-snaps*

For Paperwork Reduction Act

1. Recipient Information—All Recipients Complete

Basic Grant Information

Recipient Name	BRAZORIA COUNTY
Organizational DUNS Number	040341430
EIN/TIN Number	746000044
Identify the Field Office	HOUSTON
Identify CoC(s) in which the recipient or subrecipient(s) will provide ESG assistance	

ESG Contact Name

Prefix	Ms
First Name	Jennifer
Middle Name	L
Last Name	Crainer
Suffix	0
Title	Asst. Director

ESG Contact Address

Street Address 1	1524 E. Mulberry, Suite 162
Street Address 2	0
City	Angleton
State	TX
ZIP Code	77515
Phone Number	9798641220
Extension	0
Fax Number	9798641089
Email Address	jenniferc@brazoria-county.com

ESG Secondary Contact

Prefix	
First Name	
Last Name	
Suffix	
Title	
Phone Number	
Extension	
Email Address	

2. Reporting Period—All Recipients Complete

Program Year Start Date 10/01/2023
Program Year End Date 09/30/2024

3a. Subrecipient Form – Complete one form for each subrecipient

Subrecipient or Contractor Name

Subrecipient or Contractor Name: The Salvation Army of Brazoria County

City: Freeport

State: TX

Zip Code: 77541

DUNS Number: 831530063

Is subrecipient a victim services provider: N

Subrecipient Organization Type: 501(c)(3) Non-profit

ESG Subgrant or Contract Award Amount: 80,000.00

CR-65 - Persons Assisted

The CR-65 accomplishments and data can be found in the attached Sage Report.

4. Persons Served

4a. Complete for Homelessness Prevention Activities

Number of Persons in Households	Total
Adults	0
Children	0
Don't Know/Refused/Other	
Missing Information	
Total	0

Table 16 – Household Information for Homeless Prevention Activities

4b. Complete for Rapid Re-Housing Activities

Number of Persons in Households	Total
Adults	0
Children	0
Don't Know/Refused/Other	
Missing Information	
Total	0

Table 17 – Household Information for Rapid Re-Housing Activities

4c. Complete for Shelter

Number of Persons in Households	Total
Adults	8
Children	0
Don't Know/Refused/Other	
Missing Information	
Total	8

Table 18 – Shelter Information

4d. Street Outreach

Number of Persons in Households	Total
Adults	0
Children	0
Don't Know/Refused/Other	
Missing Information	
Total	0

Table 19 – Household Information for Street Outreach

4e. Totals for all Persons Served with ESG

Number of Persons in Households	Total
Adults	8
Children	0
Don't Know/Refused/Other	
Missing Information	
Total	8

Table 20 – Household Information for Persons Served with ESG

5. Gender—Complete for All Activities

	Total
Male	8
Female	0
Transgender	
Don't Know/Refused/Other	
Missing Information	
Total	8

Table 21 – Gender Information

6. Age—Complete for All Activities

	Total
Under 18	0
18-24	1
25 and over	7
Don't Know/Refused/Other	
Missing Information	
Total	8

Table 22 – Age Information

7. Special Populations Served—Complete for All Activities

Number of Persons in Households

Subpopulation	Total	Total Persons Served – Prevention	Total Persons Served – RRH	Total Persons Served in Emergency Shelters
Veterans				
Victims of Domestic Violence				
Elderly				
HIV/AIDS				
Chronically Homeless				
Persons with Disabilities:				
Severely Mentally Ill				
Chronic Substance Abuse				
Other Disability				
Total (Unduplicated if possible)				

Table 23 – Special Population Served

CR-70 – ESG 91.520(g) - Assistance Provided and Outcomes

10. Shelter Utilization

Number of New Units - Rehabbed	1
Number of New Units - Conversion	0
Total Number of bed-nights available	18,250
Total Number of bed-nights provided	68
Capacity Utilization	3.7

Table 24 – Shelter Capacity

11. Project Outcomes Data measured under the performance standards developed in consultation with the CoC(s)

Brazoria County no longer receives ESG funding. No project outcome data was measured and can be report. One shelter project completed and re-opened. Data provided shows utilization after opening through May 31, 2024.

The Texas Balance of State Continuum of Care Coordinated Entry has been implemented in Brazoria County, with United Way of Brazoria County being the lead agency. Brazoria County is working with the various agencies, which will hopefully be a positive transition to ending homelessness in Brazoria County.

CR-75 – Expenditures

11. Expenditures

11a. ESG Expenditures for Homelessness Prevention

	Dollar Amount of Expenditures in Program Year		
	2020	2021	2023
Expenditures for Rental Assistance			0.00
Expenditures for Housing Relocation and Stabilization Services - Financial Assistance			
Expenditures for Housing Relocation & Stabilization Services - Services			
Expenditures for Homeless Prevention under Emergency Shelter Grants Program			
Subtotal Homelessness Prevention			0.00

Table 25 – ESG Expenditures for Homelessness Prevention

11b. ESG Expenditures for Rapid Re-Housing

	Dollar Amount of Expenditures in Program Year		
	2020	2021	2023
Expenditures for Rental Assistance			0.00
Expenditures for Housing Relocation and Stabilization Services - Financial Assistance			
Expenditures for Housing Relocation & Stabilization Services - Services			
Expenditures for Homeless Assistance under Emergency Shelter Grants Program			
Subtotal Rapid Re-Housing			0.00

Table 26 – ESG Expenditures for Rapid Re-Housing

11c. ESG Expenditures for Emergency Shelter

	Dollar Amount of Expenditures in Program Year		
	2021	2022	2023
Essential Services			
Operations			
Renovation		80,000.00	104277.80
Major Rehab			
Conversion			0
Subtotal		80,000.00	104277.80

Table 27 – ESG Expenditures for Emergency Shelter

11d. Other Grant Expenditures

	Dollar Amount of Expenditures in Program Year		
	2020	2021	2023
Street Outreach			
HMIS			0.00
Administration		0.00	0.00

Table 28 - Other Grant Expenditures

11e. Total ESG Grant Funds

Total ESG Funds Expended	2020	2021	2023
		\$80,000.00	\$104,277.80

Table 29 - Total ESG Funds Expended

11f. Match Source

	2020	2021	2023
Other Non-ESG HUD Funds			
Other Federal Funds			
State Government			
Local Government			
Private Funds			
Other			\$112,056.49
Fees			
Program Income			
Total Match Amount		\$ 0	\$112,056.49

Table 30 - Other Funds Expended on Eligible ESG Activities

11g. Total

Total Amount of Funds Expended on ESG Activities	2020	2021	2023
		\$80,000.00	\$104,277.80

Table 31 - Total Amount of Funds Expended on ESG Activities

CAPER Attachments

- 1- Glossary of Acronyms
- 2- Fair Housing – Analysis of Impediments (AI) Update 2023
- 3- CDBG Financial Summary Report (PR26)
- 4- IDIS Reports
 - a. PR03
 - b. PR23
 - c. PR54
 - d. PR91
 - e. Section 3
- 5- HOME Match Log
- 6- ESG Reports & ESG Match Log
- 7- Public Notices (English & Spanish)

CAPER Attachment 1- Glossary of Acronyms Used in the CAPER

GLOSSARY OF ACRONYMS USED IN CAPER

ADA	Americans with Disabilities Act	HUB	Historically Underutilized Business
BCCDAB	Brazoria County Community Development Advisory Board	HUD	Housing and Urban Development
BCW	Brazoria County Welfare	IDIS	Integrated Disbursement and Information System
CAPER	Consolidated Annual Performance and Evaluation Report	LBP	Lead Based Paint
CD	Community Development	LMA	Low to Moderate Area
CDBG	Community Development Block Grant	LMI	Low to Moderate Income
CDBG-CV	Community Development Block Grant- CARES Act	LOC	Line of Credit
CHDO	Community Housing Development Organization	LOCCS	Line of Credit Control System
COC	Continuum of Care	LOW/MOD	Low to Moderate
CR	CAPER (screen) Report	MBE	Minority Business Enterprise
DUNS	Data Universal Numbering System	NOFA	Notice of Funding Availability
EIN	Employer Identification Number	OATH	Open Arms Thankful Hearts
EN	Entitlement	OSSF	On Site Sewage Facility
EPA	Environmental Protection Agency	P&A	Planning and Administration
ESG	Emergency Solutions Grant	PF	Public Facility
ESG-CV	Emergency Solutions Grant - CARES Act	PI	Program Income
FEMA	Federal Emergency Management Agency	PR	Program Report
FTHB	First Time HomeBuyer	PS	Public Service
FY	Fiscal Year	PY	Program Year
GPR	Grant Processing Reports	SETH	South East Texas Housing
HMIS	Homeless Management Information System	TIN	Taxpayer Identification Number
HOME	Home Investestment Partnerships Program	TTLM	True To Life Ministry
HOME-ARP	HOME American Rescue Plan	WBE	Women Business Enterprise
HOME-DR	Home Investestment Partnerships Program-Disaster Recovery	YFC	Youth and Family Counseling
HOPWA	Housing Opportunities for Persons With Aids		

CAPER Attachment 2- Fair Housing- Analysis of Impediments Annual Update - 2023

Impediment		Action Step	Number of Proposed Actions During PY 2020-PY 2024	Number of Total Actions Taken	# of Actions During PY 2023	PY 2020 Action Step Achievements
Demographic						
	1. Areas of minority and low-income concentrations	1a. Though the County acknowledges the impediment, there is no remedy it can take to address the issue of rural enclaves of minority concentration that were created a century ago and are maintained by minorities by choice.	0	-	-	Not action to be taken.
		1b. County will continue to encourage apartments in areas of opportunity to accept HCVs and Rapid Rehousing vouchers.	4	17	5	Twenty-three (23) new property owners were added to the Housing Choice Voucher/ Section 8 Landlord listing during this performance period bringing our total listing to 140 for 2023. Five new landlords actually leased to clients during this program year. The Brazoria County Housing Authority received interest from several properties throughout year, and property managers were invited to eight briefings during the program year.
		1c. County will continue to provide funding for public services that are accessible to low-income & minorities.	20	33	12	County provided funding to 12 public service agencies providing educational, food, and health service programs for low-income, minority residents of Brazoria County.
		1d. County will continue to provide subsistence payment to prevent homelessness.	225	588	44	One external agency and Brazoria County CD provided assistance to 44 households assisting 300 people to prevent homelessness.
Housing						
	2. Shortage of rental housing	2a. No remedy can be carried out by County to address the shortage of rental housing.	0	-		The County continues to review requests from rental property builders to ensure Consistency with Con Plan.
		2b. The County will continue to seek out potential CHDOs to build affordable rental housing.	2	1	1	Selected one new CHDO organization for funding for the development of single-family homeowner units in the County.
		2c. The County will continue to support viable Low Income Housing Tax Credit applications.	2			The County continues to review requests from rental property builders to ensure Consistency with Con Plan.
	3. Shortage of rental subsidies	3a. County will continue to request additional HCVs.	2	13	-	No new vouchers were received during this program year; however, the housing authority maximized its use of the existing vouchers achieving more than 100% utilization of its vouchers. Due to the overutilization and maximization of resources, the housing authority has had to cease issuance of new vouchers but is making efforts to begin issuing vouchers in the new year depending on funding.

Impediment		Action Step	Number of Proposed Actions During PY 2020-PY 2024	Number of Total Actions Taken	# of Actions During PY 2023	PY 2020 Action Step Achievements
		3b. County has no control over level of ESG funds for Rapid Rehousing but will continue to provide assistance.	100	62	0	County received no new ESG funding during this program year.
		3c. County will assist in the CoC applications for area funds to provide permanent supportive housing.	3	3	1	Brazoria County staff attended 11 CoC in-person meetings. For the third year, Brazoria County Community Development provided a letter of support to and an executed a MOU with the CoC Lead Agency (United Way of Brazoria County) for HUD's NOFO funding application.
	4. Shortage of affordable owner-occupied housing	4a. County will rehabilitate or reconstruct units.	8	13	2	County completed the reconstruction of 2 housing units.
		4b. County will contact potential CHDOs to encourage certification.	2	6	1	The County certified one CHDO, and is in the process of awarding funding for the development of new housing with this CHDO.
		4c. Habitat for Humanity will continue to purchase lots and build housing.	3			No action was proposed or taken this fiscal year.
		4d. County will continue to contact Habitat about housing being constructed.	5	1		No known action taken this fiscal year.
		4e. County will continue to provide down-payment and closing cost assistance to first-time homebuyers.	25			County did not provide down payment and closing cost assistance this year, but did refer interested buyers to the Texas State Homebuyer program.
		4f. County will continue to review the State-managed disaster recovery and mitigation projects to ensure homeowners and landlords are able to secure assistance.	10	2	-	No actions taken during this fiscal year. The Disaster Recovery homeowner programs are winding down assistance. When calls are received owners are referred to the Texas General Land Office.
		4g. County will continue to review changing zoning ordinances and deed restrictions which create barriers to affordable housing.	2			No action was proposed or taken this fiscal year.
	5. Possible predatory lending or denial of loans	5a. The County has no authority to regulate lender requirements.	0			No actions to be taken.
		5b. The County will encourage area providers of homebuyer and financial stability education to market their services.	5			No action was taken this fiscal year.
		5c. The County will require homebuyer and financial stability education to first-time homebuyers receiving assistance and encourage them to attend prior to selecting home.	25			No action was taken this fiscal year.
		5d. The County will conduct an annual fair housing workshop for realtors and lenders linked to the first-time homebuyers program.	5			No local homebuyer programs offered.

Impediment		Action Step	Number of Proposed Actions During PY 2020-PY 2024	Number of Total Actions Taken	# of Actions During PY 2023	PY 2020 Action Step Achievements
	6. Natural disasters such as storm surge, flooding, windstorm damage	6a. The County has no control over natural disasters.	0			No actions to be taken.
		6b. The County will ensure any new homes built with CDBG and HOME funds will comply with flood and windstorm codes.	10	13	2	All homes built with HOME funds complied with flood and windstorm codes.
		6c. All down-payment and closing cost recipients will be required to select homes that comply with flood and windstorm codes.	25			No homebuyer assistance provided during this fiscal year.
		6d. The County will fund drainage projects to prevent flooding.	4			No drainage projects were completed this fiscal year. County is using CDBG-DR funds to improve drainage throughout the County.
	7. Quality infrastructure is limited in some areas	7a. The County will provide CDBG funds to cities for improvements to sidewalks, streets, water lines, water towers, and/or sewer lines.	13	19	2	The County completed 2 water/sewer projects and 1 street project.
	8. Parks and public facilities are insufficient or deteriorating	8a. The County will fund projects for the expansion or improvement of public parks and/or public facilities.	3	5	-	No actions taken during this fiscal year.
	9. High number of brownfields and toxic substance locations in close proximity to areas of minority & low-income concentrations	9a. The County does not have funds to clean up the brownfields and toxic sites.	0		-	No actions to be taken.
		9b. The County will review the location of housing assistance and will not allow assistance in areas of close proximity to toxic sites.	5	20	2	All HOME rehab projects are reviewed for toxic sites proximity.
	10. Shortage of grocery stores, pharmacies, big box stores and dollar stores	10a. The County has no available remedy to address the lack of amenities in minority and low-income areas. However, the County will work with the Economic Development Alliance of Brazoria County to identify and implement incentives.	2			No actions to be taken.
	11. Public transportation is very limited	11a. The County will discuss with Connect Transit the possibility to expand its service throughout the county.	2	1	1	During this program year, the Gulf Coast Transit District (formerly Connect Transit) implemented an on-demand transit service system and eliminated its fixed route which has provided residents greater flexibility with transit options.
	12. Limited LEP resources in schools	12a. The school districts are independent and the County has no authority or influence over their staffing and policies, however the County will entertain CDBG applications for unfunded LEP programs.	2			No action to be taken.
	13. Hate crimes, bullying, crime in general	13a. The County will support efforts of its Sheriff Department and city and school district police departments to stem crime through distribution of flyers/posters.	15			No action was proposed or taken this fiscal year.

Impediment		Action Step	Number of Proposed Actions During PY 2020-PY 2024	Number of Total Actions Taken	# of Actions During PY 2023	PY 2020 Action Step Achievements
		13b. The County DA will monitor/investigate complaints filed against law enforcement.	3		0	No action taken this year.
		13c. Law enforcement and the DA will investigate hate crimes, criminal discrimination and bullying.	10		0	The criminal district attorney's office processes and handles all crimes, not limited to hate crimes, criminal discrimination and bullying.
Legislative and Regulatory						
	14. Not all cities have adequate Fair Housing Ordinances	14a. The County will meet with cities without Fair Housing Ordinances to encourage the establishment of such.	10			No action was taken this fiscal year.
		14b. The County will devote time at CDAB meetings regarding Fair Housing Ordinances.	3	19	19	Community Development Advisory Board (CDAB) meetings were canceled due to Covid, but all participating cities declared April as Fair Housing Month.
	15. Not all cities allow group homes.	15a. The County will include a discussion on group homes in CDAB meetings.	5			No action was taken this fiscal year.
	16. Requirement among some cities of concrete driveways and carports	16a. The County will attempt to negotiate with cities about the requirements of driveways, concrete pads for carports and sidewalks when rehabilitating or reconstructing houses.	1			No negotiations were taken this fiscal year.
		16b. The County will advise non-profit developers/builders of affordable housing on requesting waivers from driveway/carport requirements.	2			No action was proposed or taken this fiscal year.
	17. Cities lack understanding about affirmatively furthering fair housing	17a. The County will devote CDAB meetings to discuss the requirements of affirmatively furthering fair housing.	5	3	1	As CDAB meetings were canceled due to Covid the County spoke by phone with the majority of the Cities to discuss the importance of affirmatively furthering fair housing in their City.
		17b. The County will receive any complaints by advocacy groups and individuals regarding perceived violations to the Fair Housing Act.	4			No complaints were received.
		17c. A part of certifying that the County will affirmatively further fair housing, it will review and document its efforts and those of participating municipalities annually	5	3	1	Brazoria County shared Fair Housing video with its cooperating cities during Fair Housing Month emphasizing action steps that they may take to affirmatively further fair housing.

CAPER Attachment 3- CDBG Financial Summary



PART I: SUMMARY OF CDBG RESOURCES

01 UNEXPENDED CDBG FUNDS AT END OF PREVIOUS PROGRAM YEAR	1,266,442.48
02 ENTITLEMENT GRANT	1,540,292.00
03 SURPLUS URBAN RENEWAL	0.00
04 SECTION 108 GUARANTEED LOAN FUNDS	0.00
05 CURRENT YEAR PROGRAM INCOME	15,530.00
05a CURRENT YEAR SECTION 108 PROGRAM INCOME (FOR SI TYPE)	0.00
06 FUNDS RETURNED TO THE LINE-OF-CREDIT	0.00
06a FUNDS RETURNED TO THE LOCAL CDBG ACCOUNT	0.00
07 ADJUSTMENT TO COMPUTE TOTAL AVAILABLE	1,130.10
08 TOTAL AVAILABLE (SUM, LINES 01-07)	2,823,394.58

PART II: SUMMARY OF CDBG EXPENDITURES

09 DISBURSEMENTS OTHER THAN SECTION 108 REPAYMENTS AND PLANNING/ADMINISTRATION	1,202,258.26
10 ADJUSTMENT TO COMPUTE TOTAL AMOUNT SUBJECT TO LOW/MOD BENEFIT	0.00
11 AMOUNT SUBJECT TO LOW/MOD BENEFIT (LINE 09 + LINE 10)	1,202,258.26
12 DISBURSED IN IDIS FOR PLANNING/ADMINISTRATION	316,781.20
13 DISBURSED IN IDIS FOR SECTION 108 REPAYMENTS	0.00
14 ADJUSTMENT TO COMPUTE TOTAL EXPENDITURES	(8,722.80)
15 TOTAL EXPENDITURES (SUM, LINES 11-14)	1,510,316.66
16 UNEXPENDED BALANCE (LINE 08 - LINE 15)	1,313,077.92

PART III: LOWMOD BENEFIT THIS REPORTING PERIOD

17 EXPENDED FOR LOW/MOD HOUSING IN SPECIAL AREAS	0.00
18 EXPENDED FOR LOW/MOD MULTI-UNIT HOUSING	0.00
19 DISBURSED FOR OTHER LOW/MOD ACTIVITIES	1,202,258.26
20 ADJUSTMENT TO COMPUTE TOTAL LOW/MOD CREDIT	0.00
21 TOTAL LOW/MOD CREDIT (SUM, LINES 17-20)	1,202,258.26
22 PERCENT LOW/MOD CREDIT (LINE 21/LINE 11)	100.00%

LOW/MOD BENEFIT FOR MULTI-YEAR CERTIFICATIONS

23 PROGRAM YEARS(PY) COVERED IN CERTIFICATION	PY: 2021 PY: 2022 PY: 2023
24 CUMULATIVE NET EXPENDITURES SUBJECT TO LOW/MOD BENEFIT CALCULATION	0.00
25 CUMULATIVE EXPENDITURES BENEFITING LOW/MOD PERSONS	0.00
26 PERCENT BENEFIT TO LOW/MOD PERSONS (LINE 25/LINE 24)	0.00%

PART IV: PUBLIC SERVICE (PS) CAP CALCULATIONS

27 DISBURSED IN IDIS FOR PUBLIC SERVICES	214,926.80
28 PS UNLIQUIDATED OBLIGATIONS AT END OF CURRENT PROGRAM YEAR	0.00
29 PS UNLIQUIDATED OBLIGATIONS AT END OF PREVIOUS PROGRAM YEAR	0.00
30 ADJUSTMENT TO COMPUTE TOTAL PS OBLIGATIONS	0.00
31 TOTAL PS OBLIGATIONS (LINE 27 + LINE 28 - LINE 29 + LINE 30)	214,926.80
32 ENTITLEMENT GRANT	1,540,292.00
33 PRIOR YEAR PROGRAM INCOME	0.00
34 ADJUSTMENT TO COMPUTE TOTAL SUBJECT TO PS CAP	0.00
35 TOTAL SUBJECT TO PS CAP (SUM, LINES 32-34)	1,540,292.00
36 PERCENT FUNDS OBLIGATED FOR PS ACTIVITIES (LINE 31/LINE 35)	13.95%

PART V: PLANNING AND ADMINISTRATION (PA) CAP

37 DISBURSED IN IDIS FOR PLANNING/ADMINISTRATION	316,781.20
38 PA UNLIQUIDATED OBLIGATIONS AT END OF CURRENT PROGRAM YEAR	0.00
39 PA UNLIQUIDATED OBLIGATIONS AT END OF PREVIOUS PROGRAM YEAR	0.00
40 ADJUSTMENT TO COMPUTE TOTAL PA OBLIGATIONS	(8,722.80)
41 TOTAL PA OBLIGATIONS (LINE 37 + LINE 38 - LINE 39 +LINE 40)	308,058.40
42 ENTITLEMENT GRANT	1,540,292.00
43 CURRENT YEAR PROGRAM INCOME	15,530.00
44 ADJUSTMENT TO COMPUTE TOTAL SUBJECT TO PA CAP	0.00
45 TOTAL SUBJECT TO PA CAP (SUM, LINES 42-44)	1,555,822.00
46 PERCENT FUNDS OBLIGATED FOR PA ACTIVITIES (LINE 41/LINE 45)	19.80%

LINE 17 DETAIL: ACTIVITIES TO CONSIDER IN DETERMINING THE AMOUNT TO ENTER ON LINE 17

No data returned for this view. This might be because the applied filter excludes all data.

LINE 18 DETAIL: ACTIVITIES TO CONSIDER IN DETERMINING THE AMOUNT TO ENTER ON LINE 18

No data returned for this view. This might be because the applied filter excludes all data.

LINE 19 DETAIL: ACTIVITIES INCLUDED IN THE COMPUTATION OF LINE 19

Plan	IDIS	IDIS	voucnr	Activity Name	Matrix Code	National Objective	Drawn Amount
2020	1	1848	6872605	ESG20 Shelter Project	03C	LMC	\$766.94
2020	1	1848	6894029	ESG20 Shelter Project	03C	LMC	\$24,800.00
2020	1	1848	6926043	ESG20 Shelter Project	03C	LMC	\$81,775.00
					03C	Matrix Code	\$107,341.94
2022	3	1793	6872605	Clute Water Improvements	03J	LMA	\$11,512.34
2022	4	1794	6846734	Danbury Water Plant Improvements	03J	LMA	\$129,092.85
2022	4	1794	6872605	Danbury Water Plant Improvements	03J	LMA	\$75,850.65
2023	2	1826	6846734	Alvin South Bypass 35 Waterline Replacement Project	03J	LMA	\$4,257.41
2023	2	1826	6872605	Alvin South Bypass 35 Waterline Replacement Project	03J	LMA	\$4,828.47
2023	3	1849	6894133	Pecan Street Water Main Replacement	03J	LMA	\$6,985.77
2023	5	1828	6846734	West Columbia Waterline Project- Rainbow Subdivision	03J	LMA	\$2,449.35
2023	5	1828	6872605	West Columbia Waterline Project- Rainbow Subdivision	03J	LMA	\$4,557.12
					03J	Matrix Code	\$239,533.96
2022	5	1795	6926043	Hastings Street Improvements	03K	LMA	\$235,722.79
2022	5	1795	6926084	Hastings Street Improvements	03K	LMA	\$130,713.86
2023	4	1827	6846734	City of Lake Street Improvements Project	03K	LMA	\$1,850.50
2023	4	1827	6894029	City of Lake Street Improvements Project	03K	LMA	\$1,850.50
2023	4	1827	6926043	City of Lake Street Improvements Project	03K	LMA	\$167,038.60
2023	4	1827	6941316	City of Lake Street Improvements Project	03K	LMA	\$66,760.40
2023	6	1829	6846734	Holiday Lakes Street Improvements	03K	LMA	\$3,005.76
2023	6	1829	6872605	Holiday Lakes Street Improvements	03K	LMA	\$6,224.15
					03K	Matrix Code	\$613,166.56
2023	1	1825	6846734	Brazos Place Bathroom Modifications	03P	LMC	\$3,701.00
					03P	Matrix Code	\$3,701.00
2023	8	1830	6872605	Actions Homebound Meals	05A	LMC	\$4,200.21
2023	8	1830	6894029	Actions Homebound Meals	05A	LMC	\$3,100.91
2023	8	1830	6926043	Actions Homebound Meals	05A	LMC	\$3,695.12
2023	8	1830	6941316	Actions Homebound Meals	05A	LMC	\$2,332.06
2023	8	1830	6956148	Actions Homebound Meals	05A	LMC	\$1,671.70
2023	9	1831	6872605	ActionS Transportation	05A	LMC	\$6,712.00
2023	9	1831	6894029	ActionS Transportation	05A	LMC	\$3,232.00
2023	9	1831	6926043	ActionS Transportation	05A	LMC	\$6,448.00
2023	9	1831	6941316	ActionS Transportation	05A	LMC	\$3,248.00
2023	9	1831	6956148	ActionS Transportation	05A	LMC	\$360.00
					05A	Matrix Code	\$35,000.00
2023	10	1832	6894029	Boys & Girls Club Prevention Program - Pct. 1	05D	LMC	\$7,200.00
2023	10	1833	6894029	Boys & Girls Club Prevention Program - Pct. 3	05D	LMC	\$4,000.00
2023	10	1834	6894029	Boys & Girls Club Prevention Program - Pct. 4	05D	LMC	\$6,361.50
2023	10	1834	6926043	Boys & Girls Club Prevention Program - Pct. 4	05D	LMC	\$4,038.50
2023	15	1839	6911453	Dream Center Backpack Program	05D	LMC	\$874.22
2023	15	1839	6926043	Dream Center Backpack Program	05D	LMC	\$30,015.32
2023	15	1839	6956148	Dream Center Backpack Program	05D	LMC	\$5,158.83
2023	26	1844	6872605	Junior Achievement- Pct. 1	05D	LMC	\$862.43
2023	26	1844	6926043	Junior Achievement- Pct. 1	05D	LMC	\$2,285.30
2023	26	1845	6926043	Junior Achievement Pct. 4	05D	LMC	\$4,000.00
					05D	Matrix Code	\$64,796.10
2023	19	1842	6872605	Refuge for Women	05G	LMC	\$11,310.72
2023	19	1842	6894029	Refuge for Women	05G	LMC	\$13,893.57
2023	19	1842	6926043	Refuge for Women	05G	LMC	\$1,795.71
					05G	Matrix Code	\$27,000.00
2023	13	1837	6894029	Brazosport College Continuing Education Program	05H	LMC	\$7,503.00
2023	13	1837	6911453	Brazosport College Continuing Education Program	05H	LMC	\$6,497.00
					05H	Matrix Code	\$14,000.00
2023	11	1835	6846734	Brazoria County Prescription Assistance Program (PAP)	05M	LMC	\$2,772.39
2023	11	1835	6872605	Brazoria County Prescription Assistance Program (PAP)	05M	LMC	\$1,953.56
2023	11	1835	6911453	Brazoria County Prescription Assistance Program (PAP)	05M	LMC	\$147.25
					05M	Matrix Code	\$4,873.20
2023	17	1841	6846734	Gulf Coast CASA- Child Advocacy Services	05N	LMC	\$4,044.78
2023	17	1841	6872605	Gulf Coast CASA- Child Advocacy Services	05N	LMC	\$5,955.22
					05N	Matrix Code	\$10,000.00
2023	14	1838	6846734	Counseling Connections for Change	05O	LMC	\$1,530.00
2023	14	1838	6872605	Counseling Connections for Change	05O	LMC	\$1,190.00
2023	14	1838	6894029	Counseling Connections for Change	05O	LMC	\$3,740.00
2023	14	1838	6911453	Counseling Connections for Change	05O	LMC	\$1,445.00
2023	14	1838	6926043	Counseling Connections for Change	05O	LMC	\$4,997.50
2023	14	1838	6941316	Counseling Connections for Change	05O	LMC	\$2,125.00
2023	14	1838	6956148	Counseling Connections for Change	05O	LMC	\$4,930.00
2023	16	1840	6846734	Gathering Place Alzheimer's Program	05O	LMC	\$4,602.75
2023	16	1840	6872605	Gathering Place Alzheimer's Program	05O	LMC	\$2,147.03
2023	16	1840	6894029	Gathering Place Alzheimer's Program	05O	LMC	\$2,555.53
2023	16	1840	6911453	Gathering Place Alzheimer's Program	05O	LMC	\$2,361.22
2023	16	1840	6926043	Gathering Place Alzheimer's Program	05O	LMC	\$1,309.52
2023	16	1840	6941316	Gathering Place Alzheimer's Program	05O	LMC	\$1,723.95
					05O	Matrix Code	\$34,657.50
2023	20	1843	6846734	Salvation Army Subsistence Program	05Q	LMC	\$16,600.00
					05Q	Matrix Code	\$16,600.00
2023	12	1836	6894029	Brazosport Cares Food Pantry	05W	LMC	\$8,000.00
					05W	Matrix Code	\$8,000.00
2021	2	1822	6846734	ANG- CR615- JH	14A	LMH	\$1,300.00
2021	2	1822	6894029	ANG- CR615- JH	14A	LMH	\$11,539.63

2021	2	1822	6894133	ANG- CR615- JH	14A	LMH	\$10,748.37
Total							\$23,588.00
Total							\$1,202,258.26

LINE 27 DETAIL: ACTIVITIES INCLUDED IN THE COMPUTATION OF LINE 27

Plan Year	LDIS Budget	LDIS Activity	voucnr Number	Activity to account	Activity Name	Grant Number	fund Type	matrix Code	National Objective	Drawn Amount
2023	8	1830	6872605	No	Actions Homebound Meals	B23UC480005	EN	05A	LMC	\$4,200.21
2023	8	1830	6894029	No	Actions Homebound Meals	B23UC480005	EN	05A	LMC	\$3,100.91
2023	8	1830	6926043	No	Actions Homebound Meals	B23UC480005	EN	05A	LMC	\$3,695.12
2023	8	1830	6941316	No	Actions Homebound Meals	B23UC480005	EN	05A	LMC	\$2,332.06
2023	8	1830	6956148	No	Actions Homebound Meals	B23UC480005	EN	05A	LMC	\$1,671.70
2023	9	1831	6872605	No	ActionS Transportation	B23UC480005	EN	05A	LMC	\$6,712.00
2023	9	1831	6894029	No	ActionS Transportation	B23UC480005	EN	05A	LMC	\$3,232.00
2023	9	1831	6926043	No	ActionS Transportation	B23UC480005	EN	05A	LMC	\$6,448.00
2023	9	1831	6941316	No	ActionS Transportation	B23UC480005	EN	05A	LMC	\$3,248.00
2023	9	1831	6956148	No	ActionS Transportation	B23UC480005	EN	05A	LMC	\$360.00
									05A Matrix Code	\$35,000.00
2023	10	1832	6894029	No	Boys & Girls Club Prevention Program - Pct. 1	B23UC480005	EN	05D	LMC	\$7,200.00
2023	10	1833	6894029	No	Boys & Girls Club Prevention Program - Pct. 3	B23UC480005	EN	05D	LMC	\$4,000.00
2023	10	1834	6894029	No	Boys & Girls Club Prevention Program - Pct. 4	B23UC480005	EN	05D	LMC	\$6,361.50
2023	10	1834	6926043	No	Boys & Girls Club Prevention Program - Pct. 4	B23UC480005	EN	05D	LMC	\$4,038.50
2023	15	1839	6911453	No	Dream Center Backpack Program	B23UC480005	EN	05D	LMC	\$874.22
2023	15	1839	6926043	No	Dream Center Backpack Program	B23UC480005	EN	05D	LMC	\$30,015.32
2023	15	1839	6956148	No	Dream Center Backpack Program	B23UC480005	EN	05D	LMC	\$5,158.83
2023	26	1844	6872605	No	Junior Achievement- Pct. 1	B23UC480005	EN	05D	LMC	\$862.43
2023	26	1844	6926043	No	Junior Achievement- Pct. 1	B23UC480005	EN	05D	LMC	\$2,285.30
2023	26	1845	6926043	No	Junior Achievement Pct. 4	B23UC480005	EN	05D	LMC	\$4,000.00
									05D Matrix Code	\$64,796.10
2023	19	1842	6872605	No	Refuge for Women	B23UC480005	EN	05G	LMC	\$11,310.72
2023	19	1842	6894029	No	Refuge for Women	B23UC480005	EN	05G	LMC	\$13,893.57
2023	19	1842	6926043	No	Refuge for Women	B23UC480005	EN	05G	LMC	\$1,795.71
									05G Matrix Code	\$27,000.00
2023	13	1837	6894029	No	Brazosport College Continuing Education Program	B23UC480005	EN	05H	LMC	\$7,503.00
2023	13	1837	6911453	No	Brazosport College Continuing Education Program	B23UC480005	EN	05H	LMC	\$6,497.00
									05H Matrix Code	\$14,000.00
2023	11	1835	6846734	No	Brazoria County Prescription Assistance Program (PAP)	B23UC480005	EN	05M	LMC	\$2,772.39
2023	11	1835	6872605	No	Brazoria County Prescription Assistance Program (PAP)	B23UC480005	EN	05M	LMC	\$1,953.56
2023	11	1835	6911453	No	Brazoria County Prescription Assistance Program (PAP)	B23UC480005	EN	05M	LMC	\$147.25
									05M Matrix Code	\$4,873.20
2023	17	1841	6846734	No	Gulf Coast CASA- Child Advocacy Services	B23UC480005	EN	05N	LMC	\$4,044.78
2023	17	1841	6872605	No	Gulf Coast CASA- Child Advocacy Services	B23UC480005	EN	05N	LMC	\$5,955.22
									05N Matrix Code	\$10,000.00
2023	14	1838	6846734	No	Counseling Connections for Change	B23UC480005	EN	05O	LMC	\$1,530.00
2023	14	1838	6872605	No	Counseling Connections for Change	B23UC480005	EN	05O	LMC	\$1,190.00
2023	14	1838	6894029	No	Counseling Connections for Change	B23UC480005	EN	05O	LMC	\$3,740.00
2023	14	1838	6911453	No	Counseling Connections for Change	B23UC480005	EN	05O	LMC	\$1,445.00
2023	14	1838	6926043	No	Counseling Connections for Change	B23UC480005	EN	05O	LMC	\$4,997.50
2023	14	1838	6941316	No	Counseling Connections for Change	B23UC480005	EN	05O	LMC	\$2,125.00
2023	14	1838	6956148	No	Counseling Connections for Change	B23UC480005	EN	05O	LMC	\$4,930.00
2023	16	1840	6846734	No	Gathering Place Alzheimer's Program	B23UC480005	EN	05O	LMC	\$4,602.75
2023	16	1840	6872605	No	Gathering Place Alzheimer's Program	B23UC480005	EN	05O	LMC	\$2,147.03
2023	16	1840	6894029	No	Gathering Place Alzheimer's Program	B23UC480005	EN	05O	LMC	\$2,555.53
2023	16	1840	6911453	No	Gathering Place Alzheimer's Program	B23UC480005	EN	05O	LMC	\$2,361.22
2023	16	1840	6926043	No	Gathering Place Alzheimer's Program	B23UC480005	EN	05O	LMC	\$1,309.52
2023	16	1840	6941316	No	Gathering Place Alzheimer's Program	B23UC480005	EN	05O	LMC	\$1,723.95
									05O Matrix Code	\$34,657.50
2023	20	1843	6846734	No	Salvation Army Subsistence Program	B23UC480005	EN	05Q	LMC	\$16,600.00
									05Q Matrix Code	\$16,600.00
2023	12	1836	6894029	No	Brazosport Cares Food Pantry	B23UC480005	EN	05W	LMC	\$8,000.00
									05W Matrix Code	\$8,000.00
No Activity to prevent, prepare for, and respond to Coronavirus										
Total										\$214,926.80
Total										\$214,926.80

LINE 37 DETAIL: ACTIVITIES INCLUDED IN THE COMPUTATION OF LINE 37

Plan Year	LDIS Budget	LDIS Activity	voucnr Number	Activity Name	matrix Code	National Objective	Drawn Amount
2021	21	1779	6848047	CDBG General Administration	21A		\$2,917.11
2022	22	1817	6846734	2022 CDBG General Administration	21A		\$54,867.59
2022	22	1817	6872605	2022 CDBG General Administration	21A		\$59,031.04
2022	22	1817	6894029	2022 CDBG General Administration	21A		\$45,122.70
2022	22	1817	6911453	2022 CDBG General Administration	21A		\$1,245.10
2023	21	1846	6911453	CDBG General Administration	21A		\$48,420.93
2023	21	1846	6926084	CDBG General Administration	21A		\$40,470.40
2023	21	1846	6941316	CDBG General Administration	21A		\$44,354.13
2023	21	1846	6956148	CDBG General Administration	21A		\$20,352.20
						21A Matrix Code	\$316,781.20
Total							\$316,781.20

CAPER Attachment 4- IDIS Reports

- a. PR03- CDBG Activity Summary Report**
- b. PR23-CDBG Summary of Accomplishments**
- c. PR54- CDBG Grantee Performance Profile**
- d. PR91- ESG & ESG-CV Financial Summary**
- e. Section 3 Report- Labor Hours and Targeted Labor Hours**



U.S. Department of Housing and Urban Development
 Office of Community Planning and Development
 Integrated Disbursement and Information System
 CDBG Activity Summary Report (GPR) for Program Year 2023
 BRAZORIA COUNTY

Date: 15-Nov-2024
 Time: 8:18
 Page: 1

PGM Year: 1994
Project: 0002 - CONVERTED CDBG ACTIVITIES
IDIS Activity: 2 - CDBG COMMITTED FUNDS ADJUSTMENT

Status: Open
Location: ,
Objective:
Outcome:
Matrix Code: General Program Administration (21A) **National Objective:**

Activity to prevent, prepare for, and respond to Coronavirus: No

Initial Funding Date: 01/01/0001

Description:

Financing

	Fund Type	Grant Year	Grant	Funded Amount	Drawn In Program Year	Drawn Thru Program Year
CDBG	EN	1995	B95UC480005		\$0.00	(\$37,890.68)
		1996	B96UC480005		\$0.00	\$37,890.68
		1999	B99UC480005		\$0.00	\$0.00
		2011	B11UC480005		\$0.00	\$0.00
Total	Total			\$0.00	\$0.00	\$0.00

Proposed Accomplishments

Actual Accomplishments

Number assisted:

	Owner		Renter		Total		Person	
	Total	Hispanic	Total	Hispanic	Total	Hispanic	Total	Hispanic
White:					0	0		
Black/African American:					0	0		
Asian:					0	0		
American Indian/Alaskan Native:					0	0		
Native Hawaiian/Other Pacific Islander:					0	0		
American Indian/Alaskan Native & White:					0	0		
Asian White:					0	0		
Black/African American & White:					0	0		
American Indian/Alaskan Native & Black/African American:					0	0		
Other multi-racial:					0	0		
Asian/Pacific Islander:					0	0		
Hispanic:					0	0		



U.S. Department of Housing and Urban Development
 Office of Community Planning and Development
 Integrated Disbursement and Information System
 CDBG Activity Summary Report (GPR) for Program Year 2023
 BRAZORIA COUNTY

Date: 15-Nov-2024
 Time: 8:18
 Page: 2

Total: 0 0 0 0 0 0 0 0
 Female-headed Households: 0

Income Category:

	Owner	Renter	Total	Person
Extremely Low			0	
Low Mod			0	
Moderate			0	
Non Low Moderate			0	
Total	0	0	0	0
Percent Low/Mod				

Annual Accomplishments

No data returned for this view. This might be because the applied filter excludes all data.



U.S. Department of Housing and Urban Development
 Office of Community Planning and Development
 Integrated Disbursement and Information System
 CDBG Activity Summary Report (GPR) for Program Year 2023
 BRAZORIA COUNTY

Date: 15-Nov-2024
 Time: 8:18
 Page: 3

PGM Year: 2021
Project: 0021 - CDBG General Administration
IDIS Activity: 1779 - CDBG General Administration
Status: Completed 12/20/2023 4:20:35 PM
Location: ,
Objective:
Outcome:
Matrix Code: General Program Administration (21A) **National Objective:**

Activity to prevent, prepare for, and respond to Coronavirus: No

Initial Funding Date: 11/29/2021

Description:
 These funds will be used to pay for the administrative costs associated with the general management, oversight and coordination of the CDBG Program, including any direct staff and consulting services.

Financing

	Fund Type	Grant Year	Grant	Funded Amount	Drawn In Program Year	Drawn Thru Program Year
CDBG	EN	2021	B21UC480005	\$201,210.02	\$2,917.11	\$201,210.02
Total	Total			\$201,210.02	\$2,917.11	\$201,210.02

Proposed Accomplishments

Actual Accomplishments

<i>Number assisted:</i>	Owner		Renter		Total		Person	
	Total	Hispanic	Total	Hispanic	Total	Hispanic	Total	Hispanic
White:					0	0		
Black/African American:					0	0		
Asian:					0	0		
American Indian/Alaskan Native:					0	0		
Native Hawaiian/Other Pacific Islander:					0	0		
American Indian/Alaskan Native & White:					0	0		
Asian White:					0	0		
Black/African American & White:					0	0		
American Indian/Alaskan Native & Black/African American:					0	0		
Other multi-racial:					0	0		
Asian/Pacific Islander:					0	0		
Hispanic:					0	0		
Total:	0	0	0	0	0	0	0	0



U.S. Department of Housing and Urban Development
Office of Community Planning and Development
Integrated Disbursement and Information System
CDBG Activity Summary Report (GPR) for Program Year 2023
BRAZORIA COUNTY

Date: 15-Nov-2024
Time: 8:18
Page: 4

Female-headed Households:

0

Income Category:

	Owner	Renter	Total	Person
Extremely Low			0	
Low Mod			0	
Moderate			0	
Non Low Moderate			0	
Total	0	0	0	0
Percent Low/Mod				

Annual Accomplishments

No data returned for this view. This might be because the applied filter excludes all data.



U.S. Department of Housing and Urban Development
 Office of Community Planning and Development
 Integrated Disbursement and Information System
 CDBG Activity Summary Report (GPR) for Program Year 2023
 BRAZORIA COUNTY

Date: 15-Nov-2024
 Time: 8:18
 Page: 5

PGM Year: 2022
Project: 0002 - Bailey's Prairie Park Improvements
IDIS Activity: 1792 - Bailey's Prairie Park Improvements

Status: Open **Objective:** Create suitable living environments
Location: 1680 Jimmy Phillips Blvd Angleton, TX 77515-8455 **Outcome:** Availability/accessibility
Matrix Code: Parks, Recreational Facilities (03F) **National Objective:** LMA

Activity to prevent, prepare for, and respond to Coronavirus: No

Initial Funding Date: 12/27/2022

Description:

the Village of Bailey's Prairie will add a concrete parking lot, which will include 7 regular and 2 handicap spaces, in front of the parkplaygroundpavilion. The Village will also add 14 light posts, trees, shrubs and drainage.

Financing

	Fund Type	Grant Year	Grant	Funded Amount	Drawn In Program Year	Drawn Thru Program Year
CDBG	EN	2022	B22UC480005	\$4,810.14	\$0.00	\$4,810.14
Total	Total			\$4,810.14	\$0.00	\$4,810.14

Proposed Accomplishments

Public Facilities : 75
 Total Population in Service Area: 75
 Census Tract Percent Low / Mod: 100.00

Annual Accomplishments

Years	Accomplishment Narrative	# Benefitting
2022	Activity remains open pending requested technical and grant assistance by the Village to move this activity forward.	
2023	Subrecipient is receiving technical and program management assistance to usher this project along, which will allow the County to reinstate the activity during the next program year, and remove the flag and pending cancellation currently shown for this activity.	



U.S. Department of Housing and Urban Development
 Office of Community Planning and Development
 Integrated Disbursement and Information System
 CDBG Activity Summary Report (GPR) for Program Year 2023
 BRAZORIA COUNTY

Date: 15-Nov-2024
 Time: 8:18
 Page: 6

PGM Year: 2022
Project: 0003 - Clute Water Improvements
IDIS Activity: 1793 - Clute Water Improvements

Status: Completed 9/27/2024 12:00:00 AM
 Location: Charlotte Street Clute, TX 77531

Objective: Create suitable living environments
 Outcome: Availability/accessibility
 Matrix Code: Water/Sewer Improvements (03J) National Objective: LMA

Activity to prevent, prepare for, and respond to Coronavirus: No

Initial Funding Date: 12/27/2022

Description:

City of Clute will replace 4800 linear feet of old, 3-to-4-inch asbestos concrete water main with 6-inch PVC water lines, along with fire hydrants at the end of each street, on Charlotte, James, Shelby, Magnolia, Haynes, Montgomery, and Coleman Street in Bryan Subdivision.

Financing

	Fund Type	Grant Year	Grant	Funded Amount	Drawn In Program Year	Drawn Thru Program Year
CDBG	EN	2020	B20UC480005	\$82,159.59	\$0.00	\$82,159.59
		2022	B22UC480005	\$209,923.30	\$11,512.34	\$209,923.30
Total	Total			\$292,082.89	\$11,512.34	\$292,082.89

Proposed Accomplishments

People (General) : 175
 Total Population in Service Area: 175
 Census Tract Percent Low / Mod: 81.70

Annual Accomplishments

Years	Accomplishment Narrative	# Benefitting
2022	Activity is more than 50% complete. Water improvement project will complete in next program year.	
2023	Project completed. 4800 feet of 6" waterline and associated appurtenances installed in the Bryan Subdivision during last program year. Final drawdown completed during this program year.	



U.S. Department of Housing and Urban Development
 Office of Community Planning and Development
 Integrated Disbursement and Information System
 CDBG Activity Summary Report (GPR) for Program Year 2023
 BRAZORIA COUNTY

Date: 15-Nov-2024
 Time: 8:18
 Page: 7

PGM Year: 2022
Project: 0004 - Danbury Water Plant Improvements
IDIS Activity: 1794 - Danbury Water Plant Improvements

Status: Completed 5/14/2024 12:03:45 PM Objective: Create suitable living environments
 Location: 5623 6th Street Danbury, TX 77534 Outcome: Availability/accessibility
 Matrix Code: Water/Sewer Improvements (03J) National Objective: LMA

Activity to prevent, prepare for, and respond to Coronavirus: No

Initial Funding Date: 12/27/2022

Description:
 City of Danbury will replace their existing deteriorated chlorinator building with a new, 2 room, fiberglass building to house the chlorination equipment, including a back-up chlorinator (with automatic switch over), chlorine leak detection and related equipment, as well as accommodate the polyphosphate tank and related equipment in order to relocate the polyphosphate tank from the water plant control room.
 If funding allows, the project will include rehabbing of the existing control room and upgrading of existing electrical control systems and deficient electrical components.

Financing

	Fund Type	Grant Year	Grant	Funded Amount	Drawn In Program Year	Drawn Thru Program Year
CDBG	EN	2020	B20UC480005	\$73,869.90	\$0.00	\$73,869.90
		2021	B21UC480005	\$46,904.10	\$44,943.50	\$46,904.10
		2022	B22UC480005	\$152,820.00	\$152,820.00	\$152,820.00
	PI			\$7,180.00	\$7,180.00	\$7,180.00
Total	Total			\$280,774.00	\$204,943.50	\$280,774.00

Proposed Accomplishments
 People (General) : 1,668
 Total Population in Service Area: 1,668
 Census Tract Percent Low / Mod: 61.80

Annual Accomplishments

Years	Accomplishment Narrative	# Benefitting
2022	Activity is more than 50% complete. Water plant rehabilitation will complete during next program year.	
2023	Project completed. Water plant rehabilitation includes new concrete block building for treatment chemicals and equipment, new chlorine and polyphosphate equipment, and required electrical connections.	



U.S. Department of Housing and Urban Development
 Office of Community Planning and Development
 Integrated Disbursement and Information System
 CDBG Activity Summary Report (GPR) for Program Year 2023
 BRAZORIA COUNTY

Date: 15-Nov-2024
 Time: 8:18
 Page: 8

PGM Year: 2022
Project: 0005 - Hastings Street Improvements
IDIS Activity: 1795 - Hastings Street Improvements

Status: Open Objective: Create suitable living environments
 Location: Greenhouse, Hastings, Choate Road Alvin, TX 77511 Outcome: Availability/accessibility
 Matrix Code: Street Improvements (03K) National Objective: LMA

Activity to prevent, prepare for, and respond to Coronavirus: No

Initial Funding Date: 12/27/2022

Description:
 Reconstruct approximately 3250 linear feet of Greenhouse Road; approximately 3500 linear feet of Hastings Road; and approximately 2800 linear feet of Choate Road in the Hastings Field area of the county.

Financing

	Fund Type	Grant Year	Grant	Funded Amount	Drawn In Program Year	Drawn Thru Program Year
CDBG	EN	2021	B21UC480005	\$200,000.00	\$169,616.65	\$180,713.86
		2022	B22UC480005	\$196,820.00	\$196,820.00	\$196,820.00
Total	Total			\$396,820.00	\$366,436.65	\$377,533.86

Proposed Accomplishments
 People (General) : 540
 Total Population in Service Area: 540
 Census Tract Percent Low / Mod: 93.52

Annual Accomplishments

Years	Accomplishment Narrative	# Benefitting
2022	Roadway design completed during this program year using non-federal funding. Activity will be bid and construction started in next program year.	
2023	During this program year, project was awarded and began construction. Construction is complete and activity remains open pending final documentation and payment processing.	



U.S. Department of Housing and Urban Development
 Office of Community Planning and Development
 Integrated Disbursement and Information System
 CDBG Activity Summary Report (GPR) for Program Year 2023
 BRAZORIA COUNTY

Date: 15-Nov-2024
 Time: 8:18
 Page: 9

PGM Year:	2022		
Project:	0006 - Oyster Creek Sewer Improvements		
IDIS Activity:	1796 - Oyster Creek Sewer Improvements		
Status:	Open	Objective:	Create suitable living environments
Location:	Jeffers Road @ Old FM 523 Oyster Creek, TX 77541	Outcome:	Availability/accessibility
		Matrix Code:	Water/Sewer Improvements (03J)
		National Objective:	LMA

Activity to prevent, prepare for, and respond to Coronavirus: No

Initial Funding Date: 12/27/2022

Description:

The City of Oyster Creek will rehab the bar screen and piping that feeds the sewer plant, replace the influent pump at the sewer plant, and replace the control panel at the Hwy 332 and Sorrell lift station.

Financing

	Fund Type	Grant Year	Grant	Funded Amount	Drawn In Program Year	Drawn Thru Program Year
CDBG	EN	2022	B22UC480005	\$2,328.96	\$0.00	\$2,328.96
Total	Total			\$2,328.96	\$0.00	\$2,328.96

Proposed Accomplishments

People (General) : 1,070
 Total Population in Service Area: 1,290
 Census Tract Percent Low / Mod: 67.44

Annual Accomplishments

Years	Accomplishment Narrative	# Benefitting
2022	City has been slow to respond and start this project. Activity may be cancelled if progress not made by end of the 2023 calendar year.	
2023	Subrecipient is receiving technical and program management assistance to usher this project along, which will allow the activity to be reinstated during the next program year, and remove the flag and pending cancellation currently shown in IDIS.	



U.S. Department of Housing and Urban Development
 Office of Community Planning and Development
 Integrated Disbursement and Information System
 CDBG Activity Summary Report (GPR) for Program Year 2023
 BRAZORIA COUNTY

Date: 15-Nov-2024
 Time: 8:18
 Page: 10

PGM Year: 2022
Project: 0007 - Oyster Creek VFD Generator
IDIS Activity: 1797 - Oyster Creek VFD Generator

Status: Open
 Location: 3210 Fm 523 Rd Oyster Creek, TX 77541-6613

Objective: Create suitable living environments
 Outcome: Availability/accessibility
 Matrix Code: Fire Station/Equipment (03O) National Objective: LMA

Activity to prevent, prepare for, and respond to Coronavirus: No

Initial Funding Date: 12/27/2022

Description:

Replace back-up generator at Oyster Creek Volunteer Fire Department Station.

Financing

	Fund Type	Grant Year	Grant	Funded Amount	Drawn In Program Year	Drawn Thru Program Year
CDBG	EN	2022	B22UC480005	\$1,755.50	\$0.00	\$1,755.50
Total	Total			\$1,755.50	\$0.00	\$1,755.50

Proposed Accomplishments

Public Facilities : 1,070
 Total Population in Service Area: 1,290
 Census Tract Percent Low / Mod: 67.44

Annual Accomplishments

Years	Accomplishment Narrative	# Benefitting
2022	City has been slow to respond and start this project. Activity may be cancelled if progress not made by end of the 2023 calendar year.	
2023	City is receiving technical assistance and project management support to move this activity to construction which will allow the flag and pending cancellation to be reversed.	



U.S. Department of Housing and Urban Development
 Office of Community Planning and Development
 Integrated Disbursement and Information System
 CDBG Activity Summary Report (GPR) for Program Year 2023
 BRAZORIA COUNTY

Date: 15-Nov-2024
 Time: 8:18
 Page: 11

PGM Year: 2022
Project: 0022 - CDBG General Administration
IDIS Activity: 1817 - 2022 CDBG General Administration
Status: Completed 9/27/2024 12:00:00 AM
Location: ,
Objective:
Outcome:
Matrix Code: General Program Administration (21A) **National Objective:**

Activity to prevent, prepare for, and respond to Coronavirus: No

Initial Funding Date: 12/27/2022

Description:
 Funding for administrative costs for administration and management of the CDBG program.

Financing

	Fund Type	Grant Year	Grant	Funded Amount	Drawn In Program Year	Drawn Thru Program Year
CDBG	EN	2022	B22UC480005	\$280,844.59	\$160,266.43	\$280,844.59
Total	Total			\$280,844.59	\$160,266.43	\$280,844.59

Proposed Accomplishments

Actual Accomplishments

Number assisted:

	Owner		Renter		Total		Person	
	Total	Hispanic	Total	Hispanic	Total	Hispanic	Total	Hispanic
White:					0	0		
Black/African American:					0	0		
Asian:					0	0		
American Indian/Alaskan Native:					0	0		
Native Hawaiian/Other Pacific Islander:					0	0		
American Indian/Alaskan Native & White:					0	0		
Asian White:					0	0		
Black/African American & White:					0	0		
American Indian/Alaskan Native & Black/African American:					0	0		
Other multi-racial:					0	0		
Asian/Pacific Islander:					0	0		
Hispanic:					0	0		
Total:	0	0	0	0	0	0	0	0

Female-headed Households: 0



U.S. Department of Housing and Urban Development
Office of Community Planning and Development
Integrated Disbursement and Information System
CDBG Activity Summary Report (GPR) for Program Year 2023
BRAZORIA COUNTY

Date: 15-Nov-2024

Time: 8:18

Page: 12

Income Category:

	Owner	Renter	Total	Person
Extremely Low			0	
Low Mod			0	
Moderate			0	
Non Low Moderate			0	
Total	0	0	0	0
Percent Low/Mod				

Annual Accomplishments

No data returned for this view. This might be because the applied filter excludes all data.



U.S. Department of Housing and Urban Development
 Office of Community Planning and Development
 Integrated Disbursement and Information System
 CDBG Activity Summary Report (GPR) for Program Year 2023
 BRAZORIA COUNTY

Date: 15-Nov-2024
 Time: 8:18
 Page: 13

PGM Year: 2021
Project: 0002 - Brazoria County Septic Program
IDIS Activity: 1822 - ANG- CR615- JH
Status: Completed 4/11/2024 12:00:00 AM
Location: 122 County Road 615 Angleton, TX 77515-8722
Objective: Provide decent affordable housing
Outcome: Affordability
Matrix Code: Rehab; Single-Unit Residential (14A) **National Objective:** LMH

Activity to prevent, prepare for, and respond to Coronavirus: No

Initial Funding Date: 02/21/2023

Description:
 Replacement of one on-site septic system to alleviate a public health hazard.

Financing

	Fund Type	Grant Year	Grant	Funded Amount	Drawn In Program Year	Drawn Thru Program Year
CDBG	EN	2021	B21UC480005	\$15,000.00	\$12,839.63	\$15,000.00
		2023	B23UC480005	\$10,748.37	\$10,748.37	\$10,748.37
Total	Total			\$25,748.37	\$23,588.00	\$25,748.37

Proposed Accomplishments

Housing Units : 2

Actual Accomplishments

Number assisted:

	Owner		Renter		Total		Person	
	Total	Hispanic	Total	Hispanic	Total	Hispanic	Total	Hispanic
White:	0	0	0	0	0	0		0
Black/African American:	1	0	0	0	1	0	0	0
Asian:	0	0	0	0	0	0	0	0
American Indian/Alaskan Native:	0	0	0	0	0	0	0	0
Native Hawaiian/Other Pacific Islander:	0	0	0	0	0	0	0	0
American Indian/Alaskan Native & White:	0	0	0	0	0	0	0	0
Asian White:	0	0	0	0	0	0	0	0
Black/African American & White:	0	0	0	0	0	0	0	0
American Indian/Alaskan Native & Black/African American:	0	0	0	0	0	0	0	0
Other multi-racial:	0	0	0	0	0	0	0	0
Asian/Pacific Islander:	0	0	0	0	0	0	0	0
Hispanic:	0	0	0	0	0	0	0	0



U.S. Department of Housing and Urban Development
 Office of Community Planning and Development
 Integrated Disbursement and Information System
 CDBG Activity Summary Report (GPR) for Program Year 2023
 BRAZORIA COUNTY

Date: 15-Nov-2024
 Time: 8:18
 Page: 14

Total:	1	0	0	0	1	0	0	0
Female-headed Households:	0		0		0			

Income Category:

	Owner	Renter	Total	Person
Extremely Low	1	0	1	0
Low Mod	0	0	0	0
Moderate	0	0	0	0
Non Low Moderate	0	0	0	0
Total	1	0	1	0
Percent Low/Mod	100.0%		100.0%	

Annual Accomplishments

Years	Accomplishment Narrative	# Benefitting
2022	Activity remains underway. Progress delayed due to complications in finding a septic designer and contractor to bid on the project. It is anticipated that this activity will complete during next program year.	
2023	Completed one septic system replacement for owner occupied unit in Angleton, Texas.	



U.S. Department of Housing and Urban Development
 Office of Community Planning and Development
 Integrated Disbursement and Information System
 CDBG Activity Summary Report (GPR) for Program Year 2023
 BRAZORIA COUNTY

Date: 15-Nov-2024
 Time: 8:18
 Page: 15

PGM Year: 2023
Project: 0001 - Brazos Place ADA Bathroom Modifications
IDIS Activity: 1825 - Brazos Place Bathroom Modifications
Status: Open
Location: 1103 N Avenue H Freeport, TX 77541-4006
Objective: Create suitable living environments
Outcome: Availability/accessibility
Matrix Code: Health Facilities (03P) **National Objective:** LMC

Activity to prevent, prepare for, and respond to Coronavirus: No

Initial Funding Date: 12/13/2023

Description:

Install new non-slip ADA approved flooring, and new non-slip ADA approved transferroll-in shower shell, new ADA-approved roll-in ramp, and install new ADA-approved shower chair and corner benches in one restroom in Brazos Place, substance abuse treatment facility.

Financing

	Fund Type	Grant Year	Grant	Funded Amount	Drawn In Program Year	Drawn Thru Program Year
CDBG	EN	2023	B23UC480005	\$15,500.00	\$3,701.00	\$3,701.00
Total	Total			\$15,500.00	\$3,701.00	\$3,701.00

Proposed Accomplishments

Public Facilities : 50

Actual Accomplishments

Number assisted:

	Owner		Renter		Total		Person	
	Total	Hispanic	Total	Hispanic	Total	Hispanic	Total	Hispanic
White:	0	0	0	0	0	0		0
Black/African American:	0	0	0	0	0	0	0	0
Asian:	0	0	0	0	0	0	0	0
American Indian/Alaskan Native:	0	0	0	0	0	0	0	0
Native Hawaiian/Other Pacific Islander:	0	0	0	0	0	0	0	0
American Indian/Alaskan Native & White:	0	0	0	0	0	0	0	0
Asian White:	0	0	0	0	0	0	0	0
Black/African American & White:	0	0	0	0	0	0	0	0
American Indian/Alaskan Native & Black/African American:	0	0	0	0	0	0	0	0
Other multi-racial:	0	0	0	0	0	0	0	0
Asian/Pacific Islander:	0	0	0	0	0	0	0	0
Hispanic:	0	0	0	0	0	0	0	0



U.S. Department of Housing and Urban Development
 Office of Community Planning and Development
 Integrated Disbursement and Information System
 CDBG Activity Summary Report (GPR) for Program Year 2023
 BRAZORIA COUNTY

Date: 15-Nov-2024
 Time: 8:18
 Page: 16

Total: 0 0 0 0 0 0 0 0

Female-headed Households: 0 0 0 0

Income Category:

	Owner	Renter	Total	Person
Extremely Low	0	0	0	0
Low Mod	0	0	0	0
Moderate	0	0	0	0
Non Low Moderate	0	0	0	0
Total	0	0	0	0
Percent Low/Mod				

Annual Accomplishments

Years	Accomplishment Narrative	# Benefiting
2023	Activity pending start. Currently working with subrecipient to complete the bid documents for the project to complete within the next program year. Environmental completed during this reporting period.	



U.S. Department of Housing and Urban Development
 Office of Community Planning and Development
 Integrated Disbursement and Information System
 CDBG Activity Summary Report (GPR) for Program Year 2023
 BRAZORIA COUNTY

Date: 15-Nov-2024
 Time: 8:18
 Page: 17

PGM Year: 2023
Project: 0002 - City of Alvin South Bypass 35 Waterline Replacements
IDIS Activity: 1826 - Alvin South Bypass 35 Waterline Replacement Project

Status: Open Objective: Create suitable living environments
 Location: 216 W Sealy St Alvin, TX 77511-2341 Outcome: Availability/accessibility
 Matrix Code: Water/Sewer Improvements (03J) National Objective: LMA

Activity to prevent, prepare for, and respond to Coronavirus: No

Initial Funding Date: 12/13/2023

Description:
 City of Alvin will install approximately 1600 linear feet of new C900 water line along South Bypass 35 to replace a section of schedule 40 PVC water line including valves, hydrants, fittings, service leads, and other materials associated with this section of line and replacement of faulty valves to aid in isolation of adjacent sections of line.

Financing

	Fund Type	Grant Year	Grant	Funded Amount	Drawn In Program Year	Drawn Thru Program Year
CDBG	EN	2023	B23UC480005	\$237,500.00	\$9,085.88	\$9,085.88
Total	Total			\$237,500.00	\$9,085.88	\$9,085.88

Proposed Accomplishments
 People (General) : 2,300
 Total Population in Service Area: 2,300
 Census Tract Percent Low / Mod: 73.26

Annual Accomplishments

Years	Accomplishment Narrative	# Benefitting
2023	Waterline installation experienced delay in starting awaiting TXDOT approval of plans due to the project's proximity to a state highway. DOT approval received in July and bids opened in September 2024. Project expected to complete by December 2024.	



U.S. Department of Housing and Urban Development
 Office of Community Planning and Development
 Integrated Disbursement and Information System
 CDBG Activity Summary Report (GPR) for Program Year 2023
 BRAZORIA COUNTY

Date: 15-Nov-2024
 Time: 8:18
 Page: 18

PGM Year: 2023
Project: 0004 - City of Lake Jackson Street Improvements
IDIS Activity: 1827 - City of Lake Street Improvements Project

Status: Completed 9/27/2024 12:00:00 AM Objective: Create suitable living environments
 Location: 25 Oak Dr Lake Jackson, TX 77566-5231 Outcome: Availability/accessibility
 Matrix Code: Street Improvements (03K) National Objective: LMA

Activity to prevent, prepare for, and respond to Coronavirus: No

Initial Funding Date: 12/13/2023

Description:
 City of Lake Jackson will design, bid, and replace 1828 square yards of street panels along Oak Drive, Huisache Street, and Pecan Lane.

Financing

	Fund Type	Grant Year	Grant	Funded Amount	Drawn In Program Year	Drawn Thru Program Year
CDBG	EN	2023	B23UC480005	\$229,150.00	\$229,150.00	\$229,150.00
	PI			\$8,350.00	\$8,350.00	\$8,350.00
Total	Total			\$237,500.00	\$237,500.00	\$237,500.00

Proposed Accomplishments
 People (General) : 7,615
 Total Population in Service Area: 1,860
 Census Tract Percent Low / Mod: 54.03

Annual Accomplishments

Years	Accomplishment Narrative	# Benefitting
2023	Activity completed. City of Lake Jackson completed the 1,828 square yards of street panel replacements along Oak and Huisache Streets, and Pecan Lane.	



U.S. Department of Housing and Urban Development
 Office of Community Planning and Development
 Integrated Disbursement and Information System
 CDBG Activity Summary Report (GPR) for Program Year 2023
 BRAZORIA COUNTY

Date: 15-Nov-2024
 Time: 8:18
 Page: 19

PGM Year: 2023
Project: 0005 - City of West Columbia Waterline Program-Rainbow Subdivision
IDIS Activity: 1828 - West Columbia Waterline Project- Rainbow Subdivision

Status: Open Objective: Create suitable living environments
 Location: 512 E Brazos Ave West Columbia, TX 77486-2944 Outcome: Availability/accessibility
 Matrix Code: Water/Sewer Improvements (03J) National Objective: LMA

Activity to prevent, prepare for, and respond to Coronavirus: No

Initial Funding Date: 12/13/2023

Description:
 City of West Columbia will replace approximately 2,000 linear feet of 2" waterline and approximately 2,500 linear feet of 6" asbestosconcreate line with 8" PVC CL 150 and existing leads plus 2-3 additional fire hydrants, and any other items such as valves related to the installation of water lines. This project includes grading for drainage that has been disturbed due to line replacement.

Financing

	Fund Type	Grant Year	Grant	Funded Amount	Drawn In Program Year	Drawn Thru Program Year
CDBG	EN	2023	B23UC480005	\$180,500.00	\$7,006.47	\$7,006.47
Total	Total			\$180,500.00	\$7,006.47	\$7,006.47

Proposed Accomplishments
 People (General) : 8
 Total Population in Service Area: 8
 Census Tract Percent Low / Mod: 100.00

Annual Accomplishments

Years	Accomplishment Narrative	# Benefitting
2023	Construction is 100% completed. Project remains open pending final payment processing.	



U.S. Department of Housing and Urban Development
 Office of Community Planning and Development
 Integrated Disbursement and Information System
 CDBG Activity Summary Report (GPR) for Program Year 2023
 BRAZORIA COUNTY

Date: 15-Nov-2024
 Time: 8:18
 Page: 20

PGM Year: 2023
Project: 0006 - City of Holiday Lakes-- Road Improvements
IDIS Activity: 1829 - Holiday Lakes Street Improvements

Status: Open Objective: Create suitable living environments
 Location: RR 8 Box 747 Holiday Lakes, TX 77515-8412 Outcome: Availability/accessibility
 Matrix Code: Street Improvements (03K) National Objective: LMA

Activity to prevent, prepare for, and respond to Coronavirus: No

Initial Funding Date: 12/13/2023

Description:

Town of Holiday Lakes will improve and pave the current unimproved streets of Igloo Court, Creekside Court, Tennis Court, Dianna Court, Trail Drive, Primrose Path, Juno Drive and Volleyball Court.
 Activity includes placing 2,507 linear feet of 3" road base and cover with 2" of asphalt.

Financing

	Fund Type	Grant Year	Grant	Funded Amount	Drawn In Program Year	Drawn Thru Program Year
CDBG	EN	2023	B23UC480005	\$123,500.00	\$9,229.91	\$9,229.91
Total	Total			\$123,500.00	\$9,229.91	\$9,229.91

Proposed Accomplishments

People (General) : 19
 Total Population in Service Area: 2,090
 Census Tract Percent Low / Mod: 67.94

Annual Accomplishments

Years	Accomplishment Narrative	# Benefiting
2023	Environmental review completed during this reporting period. No further activity completed. Grantee will work with subrecipient to ensure progress during next program year.	



U.S. Department of Housing and Urban Development
 Office of Community Planning and Development
 Integrated Disbursement and Information System
 CDBG Activity Summary Report (GPR) for Program Year 2023
 BRAZORIA COUNTY

Date: 15-Nov-2024
 Time: 8:18
 Page: 21

PGM Year: 2023
Project: 0008 - ActionS Homebound Meals
IDIS Activity: 1830 - Actions Homebound Meals
Status: Completed 9/30/2024 12:00:00 AM
Location: 1524 E Mulberry St Angleton, TX 77515-3960
Objective: Create suitable living environments
Outcome: Availability/accessibility
Matrix Code: Senior Services (05A) **National Objective:** LMC

Activity to prevent, prepare for, and respond to Coronavirus: No

Initial Funding Date: 12/13/2023

Description:
 Actions will provide meals to 75 homebound elderly persons.

Financing

	Fund Type	Grant Year	Grant	Funded Amount	Drawn In Program Year	Drawn Thru Program Year
CDBG	EN	2023	B23UC480005	\$15,000.00	\$15,000.00	\$15,000.00
Total	Total			\$15,000.00	\$15,000.00	\$15,000.00

Proposed Accomplishments

People (General) : 75

Actual Accomplishments

Number assisted:

	Owner		Renter		Total		Person	
	Total	Hispanic	Total	Hispanic	Total	Hispanic	Total	Hispanic
White:	0	0	0	0	0	0	110	25
Black/African American:	0	0	0	0	0	0	15	0
Asian:	0	0	0	0	0	0	0	0
American Indian/Alaskan Native:	0	0	0	0	0	0	0	0
Native Hawaiian/Other Pacific Islander:	0	0	0	0	0	0	0	0
American Indian/Alaskan Native & White:	0	0	0	0	0	0	0	0
Asian White:	0	0	0	0	0	0	0	0
Black/African American & White:	0	0	0	0	0	0	0	0
American Indian/Alaskan Native & Black/African American:	0	0	0	0	0	0	0	0
Other multi-racial:	0	0	0	0	0	0	1	0
Asian/Pacific Islander:	0	0	0	0	0	0	0	0
Hispanic:	0	0	0	0	0	0	0	0
Total:	0	0	0	0	0	0	126	25



U.S. Department of Housing and Urban Development
 Office of Community Planning and Development
 Integrated Disbursement and Information System
 CDBG Activity Summary Report (GPR) for Program Year 2023
 BRAZORIA COUNTY

Date: 15-Nov-2024
 Time: 8:18
 Page: 22

Female-headed Households: 0 0 0

Income Category:

	Owner	Renter	Total	Person
Extremely Low	0	0	0	0
Low Mod	0	0	0	126
Moderate	0	0	0	0
Non Low Moderate	0	0	0	0
Total	0	0	0	126
Percent Low/Mod				100.0%

Annual Accomplishments

Years	Accomplishment Narrative	# Benefitting
2023	Project complete. Program provided assistance with meals to the elderly in Brazoria County.	



U.S. Department of Housing and Urban Development
 Office of Community Planning and Development
 Integrated Disbursement and Information System
 CDBG Activity Summary Report (GPR) for Program Year 2023
 BRAZORIA COUNTY

Date: 15-Nov-2024
 Time: 8:18
 Page: 23

PGM Year: 2023
Project: 0009 - ActionS Transportation
IDIS Activity: 1831 - ActionS Transportation
Status: Completed 9/30/2024 12:00:00 AM
Location: 1524 E Mulberry St Angleton, TX 77515-3960
Objective: Create suitable living environments
Outcome: Availability/accessibility
Matrix Code: Senior Services (05A) **National Objective:** LMC

Activity to prevent, prepare for, and respond to Coronavirus: No

Initial Funding Date: 12/13/2023

Description:

ActionS will provide transportation services to 80 elderly persons throughout Brazoria County.

Financing

	Fund Type	Grant Year	Grant	Funded Amount	Drawn In Program Year	Drawn Thru Program Year
CDBG	EN	2023	B23UC480005	\$20,000.00	\$20,000.00	\$20,000.00
Total	Total			\$20,000.00	\$20,000.00	\$20,000.00

Proposed Accomplishments

People (General) : 80

Actual Accomplishments

Number assisted:

	Owner		Renter		Total		Person	
	Total	Hispanic	Total	Hispanic	Total	Hispanic	Total	Hispanic
White:	0	0	0	0	0	0	96	18
Black/African American:	0	0	0	0	0	0	15	0
Asian:	0	0	0	0	0	0	0	0
American Indian/Alaskan Native:	0	0	0	0	0	0	0	0
Native Hawaiian/Other Pacific Islander:	0	0	0	0	0	0	0	0
American Indian/Alaskan Native & White:	0	0	0	0	0	0	0	0
Asian White:	0	0	0	0	0	0	0	0
Black/African American & White:	0	0	0	0	0	0	0	0
American Indian/Alaskan Native & Black/African American:	0	0	0	0	0	0	0	0
Other multi-racial:	0	0	0	0	0	0	1	0
Asian/Pacific Islander:	0	0	0	0	0	0	0	0
Hispanic:	0	0	0	0	0	0	0	0
Total:	0	0	0	0	0	0	112	18



U.S. Department of Housing and Urban Development
 Office of Community Planning and Development
 Integrated Disbursement and Information System
 CDBG Activity Summary Report (GPR) for Program Year 2023
 BRAZORIA COUNTY

Date: 15-Nov-2024
 Time: 8:18
 Page: 24

Female-headed Households: 0 0 0

Income Category:

	Owner	Renter	Total	Person
Extremely Low	0	0	0	0
Low Mod	0	0	0	112
Moderate	0	0	0	0
Non Low Moderate	0	0	0	0
Total	0	0	0	112
Percent Low/Mod				100.0%

Annual Accomplishments

Years	Accomplishment Narrative	# Benefitting
2023	Project completed. Program provided transportation services to seniors in Brazoria County	



U.S. Department of Housing and Urban Development
 Office of Community Planning and Development
 Integrated Disbursement and Information System
 CDBG Activity Summary Report (GPR) for Program Year 2023
 BRAZORIA COUNTY

Date: 15-Nov-2024
 Time: 8:18
 Page: 25

PGM Year: 2023
Project: 0010 - Boys & Girls Club Prevention Program
IDIS Activity: 1832 - Boys & Girls Club Prevention Program - Pct. 1
Status: Completed 9/30/2024 12:00:00 AM
Location: 202 W 1st St Freeport, TX 77541-5702
Objective: Create suitable living environments
Outcome: Availability/accessibility
Matrix Code: Youth Services (05D) **National Objective:** LMC

Activity to prevent, prepare for, and respond to Coronavirus: No

Initial Funding Date: 12/13/2023

Description:
 Boys and Girls Club will implement a comprehensive prevention program addressing positive outcomes in academic success, good character and citizenship, and healthy lifestyles among at risk youth in Brazoria County Precinct 1.

Financing

	Fund Type	Grant Year	Grant	Funded Amount	Drawn In Program Year	Drawn Thru Program Year
CDBG	EN	2023	B23UC480005	\$7,200.00	\$7,200.00	\$7,200.00
Total	Total			\$7,200.00	\$7,200.00	\$7,200.00

Proposed Accomplishments

People (General) : 30

Actual Accomplishments

Number assisted:

	Owner		Renter		Total		Person	
	Total	Hispanic	Total	Hispanic	Total	Hispanic	Total	Hispanic
White:	0	0	0	0	0	0	23	17
Black/African American:	0	0	0	0	0	0	3	0
Asian:	0	0	0	0	0	0	0	0
American Indian/Alaskan Native:	0	0	0	0	0	0	0	0
Native Hawaiian/Other Pacific Islander:	0	0	0	0	0	0	2	0
American Indian/Alaskan Native & White:	0	0	0	0	0	0	0	0
Asian White:	0	0	0	0	0	0	0	0
Black/African American & White:	0	0	0	0	0	0	0	0
American Indian/Alaskan Native & Black/African American:	0	0	0	0	0	0	0	0
Other multi-racial:	0	0	0	0	0	0	4	0
Asian/Pacific Islander:	0	0	0	0	0	0	0	0
Hispanic:	0	0	0	0	0	0	0	0



U.S. Department of Housing and Urban Development
 Office of Community Planning and Development
 Integrated Disbursement and Information System
 CDBG Activity Summary Report (GPR) for Program Year 2023
 BRAZORIA COUNTY

Date: 15-Nov-2024
 Time: 8:18
 Page: 26

Total:	0	0	0	0	0	0	32	17	
Female-headed Households:	0		0		0				
<i>Income Category:</i>									
	Owner	Renter	Total						Person
Extremely Low	0	0	0						32
Low Mod	0	0	0						0
Moderate	0	0	0						0
Non Low Moderate	0	0	0						0
Total	0	0	0						32
Percent Low/Mod									100.0%

Annual Accomplishments

Years	Accomplishment Narrative	# Benefitting
2023	Project completed. Program provided afterschool programming an din the summer at various campuses, addressing positive outcomes in academic success, good character development, citizenship and healthy lifestyles among at-risk youth in Brazoria County.	



U.S. Department of Housing and Urban Development
 Office of Community Planning and Development
 Integrated Disbursement and Information System
 CDBG Activity Summary Report (GPR) for Program Year 2023
 BRAZORIA COUNTY

Date: 15-Nov-2024
 Time: 8:18
 Page: 27

PGM Year: 2023
Project: 0010 - Boys & Girls Club Prevention Program
IDIS Activity: 1833 - Boys & Girls Club Prevention Program - Pct. 3
Status: Completed 9/30/2024 12:00:00 AM
Location: 202 W 1st St Freeport, TX 77541-5702
Objective: Create suitable living environments
Outcome: Availability/accessibility
Matrix Code: Youth Services (05D) **National Objective:** LMC

Activity to prevent, prepare for, and respond to Coronavirus: No

Initial Funding Date: 12/13/2023

Description:
 Boys and Girls Club will implement a comprehensive prevention program addressing positive outcomes in academic success, good character and citizenship, and healthy lifestyles among at risk youth in Brazoria County Precinct 3.

Financing

	Fund Type	Grant Year	Grant	Funded Amount	Drawn In Program Year	Drawn Thru Program Year
CDBG	EN	2023	B23UC480005	\$4,000.00	\$4,000.00	\$4,000.00
Total	Total			\$4,000.00	\$4,000.00	\$4,000.00

Proposed Accomplishments

People (General) : 15

Actual Accomplishments

Number assisted:

	Owner		Renter		Total		Person	
	Total	Hispanic	Total	Hispanic	Total	Hispanic	Total	Hispanic
White:	0	0	0	0	0	0	2	0
Black/African American:	0	0	0	0	0	0	11	0
Asian:	0	0	0	0	0	0	3	0
American Indian/Alaskan Native:	0	0	0	0	0	0	0	0
Native Hawaiian/Other Pacific Islander:	0	0	0	0	0	0	0	0
American Indian/Alaskan Native & White:	0	0	0	0	0	0	0	0
Asian White:	0	0	0	0	0	0	0	0
Black/African American & White:	0	0	0	0	0	0	0	0
American Indian/Alaskan Native & Black/African American:	0	0	0	0	0	0	0	0
Other multi-racial:	0	0	0	0	0	0	0	0
Asian/Pacific Islander:	0	0	0	0	0	0	0	0
Hispanic:	0	0	0	0	0	0	0	0



U.S. Department of Housing and Urban Development
 Office of Community Planning and Development
 Integrated Disbursement and Information System
 CDBG Activity Summary Report (GPR) for Program Year 2023
 BRAZORIA COUNTY

Date: 15-Nov-2024
 Time: 8:18
 Page: 28

Total:	0	0	0	0	0	0	16	0	
Female-headed Households:	0		0		0				
<i>Income Category:</i>									
	Owner	Renter	Total						Person
Extremely Low	0	0	0						5
Low Mod	0	0	0						11
Moderate	0	0	0						0
Non Low Moderate	0	0	0						0
Total	0	0	0						16
Percent Low/Mod									100.0%

Annual Accomplishments

Years	Accomplishment Narrative	# Benefitting
2023	Project completed. Program provided afterschool programming and in the summer at various campuses, addressing positive outcomes in academic success, good character development, citizenship and healthy lifestyles among at-risk youth in Brazoria County.	



U.S. Department of Housing and Urban Development
 Office of Community Planning and Development
 Integrated Disbursement and Information System
 CDBG Activity Summary Report (GPR) for Program Year 2023
 BRAZORIA COUNTY

Date: 15-Nov-2024
 Time: 8:18
 Page: 29

PGM Year: 2023
Project: 0010 - Boys & Girls Club Prevention Program
IDIS Activity: 1834 - Boys & Girls Club Prevention Program - Pct. 4
Status: Completed 9/30/2024 12:00:00 AM
Location: 202 W 1st St Freeport, TX 77541-5702
Objective: Create suitable living environments
Outcome: Availability/accessibility
Matrix Code: Youth Services (05D) **National Objective:** LMC

Activity to prevent, prepare for, and respond to Coronavirus: No

Initial Funding Date: 12/13/2023

Description:
 Boys and Girls Club will implement a comprehensive prevention program addressing positive outcomes in academic success, good character and citizenship, and healthy lifestyles among at risk youth in Brazoria County Precinct 4.

Financing

	Fund Type	Grant Year	Grant	Funded Amount	Drawn In Program Year	Drawn Thru Program Year
CDBG	EN	2023	B23UC480005	\$10,400.00	\$10,400.00	\$10,400.00
Total	Total			\$10,400.00	\$10,400.00	\$10,400.00

Proposed Accomplishments

People (General) : 50

Actual Accomplishments

Number assisted:

	Owner		Renter		Total		Person	
	Total	Hispanic	Total	Hispanic	Total	Hispanic	Total	Hispanic
White:	0	0	0	0	0	0	30	2
Black/African American:	0	0	0	0	0	0	1	0
Asian:	0	0	0	0	0	0	0	0
American Indian/Alaskan Native:	0	0	0	0	0	0	0	0
Native Hawaiian/Other Pacific Islander:	0	0	0	0	0	0	0	0
American Indian/Alaskan Native & White:	0	0	0	0	0	0	0	0
Asian White:	0	0	0	0	0	0	0	0
Black/African American & White:	0	0	0	0	0	0	0	0
American Indian/Alaskan Native & Black/African American:	0	0	0	0	0	0	0	0
Other multi-racial:	0	0	0	0	0	0	1	0
Asian/Pacific Islander:	0	0	0	0	0	0	0	0
Hispanic:	0	0	0	0	0	0	0	0



U.S. Department of Housing and Urban Development
 Office of Community Planning and Development
 Integrated Disbursement and Information System
 CDBG Activity Summary Report (GPR) for Program Year 2023
 BRAZORIA COUNTY

Date: 15-Nov-2024
 Time: 8:18
 Page: 30

Total:	0	0	0	0	0	0	32	2	
Female-headed Households:	0		0		0				
<i>Income Category:</i>									
	Owner	Renter	Total						Person
Extremely Low	0	0	0						26
Low Mod	0	0	0						6
Moderate	0	0	0						0
Non Low Moderate	0	0	0						0
Total	0	0	0						32
Percent Low/Mod									100.0%

Annual Accomplishments

Years	Accomplishment Narrative	# Benefiting
2023	Project completed. Program provided afterschool programming and in the summer at various campuses, addressing positive outcomes in academic success, good character development, citizenship, and healthy lifestyles among at-risk youth in Brazoria County.	



U.S. Department of Housing and Urban Development
 Office of Community Planning and Development
 Integrated Disbursement and Information System
 CDBG Activity Summary Report (GPR) for Program Year 2023
 BRAZORIA COUNTY

Date: 15-Nov-2024
 Time: 8:18
 Page: 31

PGM Year: 2023
Project: 0011 - Brazoria County Prescription Assistance Program
IDIS Activity: 1835 - Brazoria County Prescription Assistance Program (PAP)
Status: Completed 9/30/2024 12:00:00 AM
Location: 434 E Mulberry St Angleton, TX 77515-4736
Objective: Create suitable living environments
Outcome: Availability/accessibility
Matrix Code: Health Services (05M) **National Objective:** LMC

Activity to prevent, prepare for, and respond to Coronavirus: No

Initial Funding Date: 12/13/2023

Description:
 Brazoria County Health Department will provide prescription assistance services to 38 lowmod income persons through the Prescription Assistance Program. This program provides services county wide.

Financing

	Fund Type	Grant Year	Grant	Funded Amount	Drawn In Program Year	Drawn Thru Program Year
CDBG	EN	2023	B23UC480005	\$4,873.20	\$4,873.20	\$4,873.20
Total	Total			\$4,873.20	\$4,873.20	\$4,873.20

Proposed Accomplishments

People (General) : 38

Actual Accomplishments

Number assisted:

	Owner		Renter		Total		Person	
	Total	Hispanic	Total	Hispanic	Total	Hispanic	Total	Hispanic
White:	0	0	0	0	0	0	23	11
Black/African American:	0	0	0	0	0	0	1	0
Asian:	0	0	0	0	0	0	0	0
American Indian/Alaskan Native:	0	0	0	0	0	0	0	0
Native Hawaiian/Other Pacific Islander:	0	0	0	0	0	0	0	0
American Indian/Alaskan Native & White:	0	0	0	0	0	0	0	0
Asian White:	0	0	0	0	0	0	0	0
Black/African American & White:	0	0	0	0	0	0	0	0
American Indian/Alaskan Native & Black/African American:	0	0	0	0	0	0	0	0
Other multi-racial:	0	0	0	0	0	0	0	0
Asian/Pacific Islander:	0	0	0	0	0	0	0	0
Hispanic:	0	0	0	0	0	0	0	0



U.S. Department of Housing and Urban Development
 Office of Community Planning and Development
 Integrated Disbursement and Information System
 CDBG Activity Summary Report (GPR) for Program Year 2023
 BRAZORIA COUNTY

Date: 15-Nov-2024
 Time: 8:18
 Page: 32

Total:	0	0	0	0	0	0	24	11	
Female-headed Households:	0		0		0				
<i>Income Category:</i>									
	Owner	Renter	Total						Person
Extremely Low	0	0	0						24
Low Mod	0	0	0						0
Moderate	0	0	0						0
Non Low Moderate	0	0	0						0
Total	0	0	0						24
Percent Low/Mod									100.0%

Annual Accomplishments

Years	Accomplishment Narrative	# Benefiting
2023	Project completed. Program provided prescription drug assistance to low and moderate-income residents of Brazoria County.	



U.S. Department of Housing and Urban Development
 Office of Community Planning and Development
 Integrated Disbursement and Information System
 CDBG Activity Summary Report (GPR) for Program Year 2023
 BRAZORIA COUNTY

Date: 15-Nov-2024
 Time: 8:18
 Page: 33

PGM Year: 2023
Project: 0012 - Brazosport Cares Food Program
IDIS Activity: 1836 - Brazosport Cares Food Pantry
Status: Completed 9/30/2024 12:00:00 AM
Location: 916 N Gulf Blvd Freeport, TX 77541-3908
Objective: Create suitable living environments
Outcome: Availability/accessibility
Matrix Code: Food Banks (05W) **National Objective:** LMC

Activity to prevent, prepare for, and respond to Coronavirus: No

Initial Funding Date: 12/13/2023

Description:

Subrecipient will purchase food and staple goods for their Food Pantry in Freeport to assist 75 lowmod income persons in Freeport and surrounding areas.

Financing

	Fund Type	Grant Year	Grant	Funded Amount	Drawn In Program Year	Drawn Thru Program Year
CDBG	EN	2023	B23UC480005	\$8,000.00	\$8,000.00	\$8,000.00
Total	Total			\$8,000.00	\$8,000.00	\$8,000.00

Proposed Accomplishments

People (General) : 75

Actual Accomplishments

Number assisted:

	Owner		Renter		Total		Person	
	Total	Hispanic	Total	Hispanic	Total	Hispanic	Total	Hispanic
White:	0	0	0	0	0	0	82	24
Black/African American:	0	0	0	0	0	0	0	0
Asian:	0	0	0	0	0	0	0	0
American Indian/Alaskan Native:	0	0	0	0	0	0	0	0
Native Hawaiian/Other Pacific Islander:	0	0	0	0	0	0	0	0
American Indian/Alaskan Native & White:	0	0	0	0	0	0	0	0
Asian White:	0	0	0	0	0	0	0	0
Black/African American & White:	0	0	0	0	0	0	0	0
American Indian/Alaskan Native & Black/African American:	0	0	0	0	0	0	0	0
Other multi-racial:	0	0	0	0	0	0	2	0
Asian/Pacific Islander:	0	0	0	0	0	0	0	0
Hispanic:	0	0	0	0	0	0	0	0
Total:	0	0	0	0	0	0	84	24



U.S. Department of Housing and Urban Development
 Office of Community Planning and Development
 Integrated Disbursement and Information System
 CDBG Activity Summary Report (GPR) for Program Year 2023
 BRAZORIA COUNTY

Date: 15-Nov-2024
 Time: 8:18
 Page: 34

Female-headed Households: 0 0 0

Income Category:

	Owner	Renter	Total	Person
Extremely Low	0	0	0	73
Low Mod	0	0	0	11
Moderate	0	0	0	0
Non Low Moderate	0	0	0	0
Total	0	0	0	84
Percent Low/Mod				100.0%

Annual Accomplishments

Years	Accomplishment Narrative	# Benefitting
2023	Project completed. Program supported the nutrition needs of Brazoria County residents through operation of a food pantry in Freeport, TX.	



U.S. Department of Housing and Urban Development
 Office of Community Planning and Development
 Integrated Disbursement and Information System
 CDBG Activity Summary Report (GPR) for Program Year 2023
 BRAZORIA COUNTY

Date: 15-Nov-2024
 Time: 8:18
 Page: 35

PGM Year: 2023
Project: 0013 - Brazosport College Continuing Education Program
IDIS Activity: 1837 - Brazosport College Continuing Education Program

Status: Completed 9/30/2024 12:00:00 AM Objective: Create suitable living environments
 Location: 500 College Dr Lake Jackson, TX 77566-3136 Outcome: Availability/accessibility
 Matrix Code: Employment Training (05H) National Objective: LMC

Activity to prevent, prepare for, and respond to Coronavirus: No

Initial Funding Date: 12/13/2023

Description:
 Brazosport College will provide tuitionfees to lowmod income eligible residents of Brazoria County enrolling in established short-term job skills training programs.

Financing

	Fund Type	Grant Year	Grant	Funded Amount	Drawn In Program Year	Drawn Thru Program Year
CDBG	EN	2023	B23UC480005	\$14,000.00	\$14,000.00	\$14,000.00
Total	Total			\$14,000.00	\$14,000.00	\$14,000.00

Proposed Accomplishments

People (General) : 15

Actual Accomplishments

Number assisted:

	Owner		Renter		Total		Person	
	Total	Hispanic	Total	Hispanic	Total	Hispanic	Total	Hispanic
White:	0	0	0	0	0	0	7	3
Black/African American:	0	0	0	0	0	0	5	0
Asian:	0	0	0	0	0	0	0	0
American Indian/Alaskan Native:	0	0	0	0	0	0	0	0
Native Hawaiian/Other Pacific Islander:	0	0	0	0	0	0	0	0
American Indian/Alaskan Native & White:	0	0	0	0	0	0	0	0
Asian White:	0	0	0	0	0	0	0	0
Black/African American & White:	0	0	0	0	0	0	0	0
American Indian/Alaskan Native & Black/African American:	0	0	0	0	0	0	0	0
Other multi-racial:	0	0	0	0	0	0	0	0
Asian/Pacific Islander:	0	0	0	0	0	0	0	0
Hispanic:	0	0	0	0	0	0	0	0
Total:	0	0	0	0	0	0	12	3



U.S. Department of Housing and Urban Development
 Office of Community Planning and Development
 Integrated Disbursement and Information System
 CDBG Activity Summary Report (GPR) for Program Year 2023
 BRAZORIA COUNTY

Date: 15-Nov-2024
 Time: 8:18
 Page: 36

Female-headed Households:			0	0	0
<i>Income Category:</i>					
	Owner	Renter	Total	Person	
Extremely Low	0	0	0	5	
Low Mod	0	0	0	5	
Moderate	0	0	0	2	
Non Low Moderate	0	0	0	0	
Total	0	0	0	12	
Percent Low/Mod				100.0%	

Annual Accomplishments

Years	Accomplishment Narrative	# Benefitting
2023	Project completed. Program funded the tuition and fees for low- and moderate-income students to obtain certification and training to improve and increase job opportunities and skills that may increase income.	



U.S. Department of Housing and Urban Development
 Office of Community Planning and Development
 Integrated Disbursement and Information System
 CDBG Activity Summary Report (GPR) for Program Year 2023
 BRAZORIA COUNTY

Date: 15-Nov-2024
 Time: 8:18
 Page: 37

PGM Year: 2023
Project: 0014 - Counseling Connections for Change
IDIS Activity: 1838 - Counseling Connections for Change
Status: Completed 9/30/2024 12:00:00 AM
Location: 2549 Roy Rd Pearland, TX 77581-8604
Objective: Create suitable living environments
Outcome: Availability/accessibility
Matrix Code: Mental Health Services (050) **National Objective:** LMC

Activity to prevent, prepare for, and respond to Coronavirus: No

Initial Funding Date: 12/13/2023

Description:
 Subrecipient will provide mental health counseling services to lowmod persons.

Financing

	Fund Type	Grant Year	Grant	Funded Amount	Drawn In Program Year	Drawn Thru Program Year
CDBG	EN	2023	B23UC480005	\$19,957.50	\$19,957.50	\$19,957.50
Total	Total			\$19,957.50	\$19,957.50	\$19,957.50

Proposed Accomplishments

People (General) : 15

Actual Accomplishments

Number assisted:

	Owner		Renter		Total		Person	
	Total	Hispanic	Total	Hispanic	Total	Hispanic	Total	Hispanic
White:	0	0	0	0	0	0	17	5
Black/African American:	0	0	0	0	0	0	1	0
Asian:	0	0	0	0	0	0	0	0
American Indian/Alaskan Native:	0	0	0	0	0	0	0	0
Native Hawaiian/Other Pacific Islander:	0	0	0	0	0	0	0	0
American Indian/Alaskan Native & White:	0	0	0	0	0	0	0	0
Asian White:	0	0	0	0	0	0	0	0
Black/African American & White:	0	0	0	0	0	0	0	0
American Indian/Alaskan Native & Black/African American:	0	0	0	0	0	0	0	0
Other multi-racial:	0	0	0	0	0	0	3	0
Asian/Pacific Islander:	0	0	0	0	0	0	0	0
Hispanic:	0	0	0	0	0	0	0	0
Total:	0	0	0	0	0	0	21	5



U.S. Department of Housing and Urban Development
 Office of Community Planning and Development
 Integrated Disbursement and Information System
 CDBG Activity Summary Report (GPR) for Program Year 2023
 BRAZORIA COUNTY

Date: 15-Nov-2024
 Time: 8:18
 Page: 38

Female-headed Households: 0 0 0

Income Category:

	Owner	Renter	Total	Person
Extremely Low	0	0	0	0
Low Mod	0	0	0	21
Moderate	0	0	0	0
Non Low Moderate	0	0	0	0
Total	0	0	0	21
Percent Low/Mod	100.0%			

Annual Accomplishments

Years	Accomplishment Narrative	# Benefitting
2023	Project complete. Program supported the mental health needs of Brazoria County residents by funding counseling services to low- and moderate-income residents.	



U.S. Department of Housing and Urban Development
 Office of Community Planning and Development
 Integrated Disbursement and Information System
 CDBG Activity Summary Report (GPR) for Program Year 2023
 BRAZORIA COUNTY

Date: 15-Nov-2024
 Time: 8:18
 Page: 39

PGM Year: 2023
Project: 0015 - Dream Center
IDIS Activity: 1839 - Dream Center Backpack Program

Status: Completed 9/30/2024 12:00:00 AM Objective: Create suitable living environments
 Location: 796 Brazosport Blvd S Clute, TX 77531-5712 Outcome: Availability/accessibility
 Matrix Code: Youth Services (05D) National Objective: LMC

Activity to prevent, prepare for, and respond to Coronavirus: No

Initial Funding Date: 12/13/2023

Description:

Dream Center will provide back to school supplies, personal care kits and foot to assist lowmod youth in Brazoria County. Funding is used to support salaries to assist with the project activity.

Financing

	Fund Type	Grant Year	Grant	Funded Amount	Drawn In Program Year	Drawn Thru Program Year
CDBG	EN	2023	B23UC480005	\$36,048.37	\$36,048.37	\$36,048.37
Total	Total			\$36,048.37	\$36,048.37	\$36,048.37

Proposed Accomplishments

People (General) : 600

Actual Accomplishments

Number assisted:

	Owner		Renter		Total		Person	
	Total	Hispanic	Total	Hispanic	Total	Hispanic	Total	Hispanic
White:	0	0	0	0	0	0	565	333
Black/African American:	0	0	0	0	0	0	135	0
Asian:	0	0	0	0	0	0	8	0
American Indian/Alaskan Native:	0	0	0	0	0	0	3	0
Native Hawaiian/Other Pacific Islander:	0	0	0	0	0	0	0	0
American Indian/Alaskan Native & White:	0	0	0	0	0	0	0	0
Asian White:	0	0	0	0	0	0	0	0
Black/African American & White:	0	0	0	0	0	0	0	0
American Indian/Alaskan Native & Black/African American:	0	0	0	0	0	0	0	0
Other multi-racial:	0	0	0	0	0	0	0	0
Asian/Pacific Islander:	0	0	0	0	0	0	0	0
Hispanic:	0	0	0	0	0	0	0	0



U.S. Department of Housing and Urban Development
 Office of Community Planning and Development
 Integrated Disbursement and Information System
 CDBG Activity Summary Report (GPR) for Program Year 2023
 BRAZORIA COUNTY

Date: 15-Nov-2024
 Time: 8:18
 Page: 40

Total:	0	0	0	0	0	0	711	333	
Female-headed Households:	0		0		0				
<i>Income Category:</i>									
	Owner	Renter	Total						Person
Extremely Low	0	0	0						506
Low Mod	0	0	0						92
Moderate	0	0	0						5
Non Low Moderate	0	0	0						108
Total	0	0	0						711
Percent Low/Mod									84.8%

Annual Accomplishments

Years	Accomplishment Narrative	# Benefitting
2023	Project completed. Program supported the provision of back to school supplies and services to low- and moderate- income families in Brazoria County through an annual Back to School Bash.	



U.S. Department of Housing and Urban Development
 Office of Community Planning and Development
 Integrated Disbursement and Information System
 CDBG Activity Summary Report (GPR) for Program Year 2023
 BRAZORIA COUNTY

Date: 15-Nov-2024
 Time: 8:18
 Page: 41

PGM Year: 2023
Project: 0016 - Gathering Place Alzheimer Program
IDIS Activity: 1840 - Gathering Place Alzheimer's Program
Status: Completed 9/30/2024 12:00:00 AM
Location: 200 E Mulberry St Angleton, TX 77515-4761
Objective: Create suitable living environments
Outcome: Availability/accessibility
Matrix Code: Mental Health Services (050) **National Objective:** LMC

Activity to prevent, prepare for, and respond to Coronavirus: No

Initial Funding Date: 12/13/2023

Description:

Provide supportive services to 55 Alzheimerdementia patients and their families.
 Funding will provide food their gatherings which serve as respite care, as well as motivational and therapeutic assistance.

Financing

	Fund Type	Grant Year	Grant	Funded Amount	Drawn In Program Year	Drawn Thru Program Year
CDBG	EN	2023	B23UC480005	\$14,700.00	\$14,700.00	\$14,700.00
Total	Total			\$14,700.00	\$14,700.00	\$14,700.00

Proposed Accomplishments

People (General) : 55

Actual Accomplishments

Number assisted:

	Owner		Renter		Total		Person	
	Total	Hispanic	Total	Hispanic	Total	Hispanic	Total	Hispanic
White:	0	0	0	0	0	0	43	7
Black/African American:	0	0	0	0	0	0	3	0
Asian:	0	0	0	0	0	0	0	0
American Indian/Alaskan Native:	0	0	0	0	0	0	0	0
Native Hawaiian/Other Pacific Islander:	0	0	0	0	0	0	0	0
American Indian/Alaskan Native & White:	0	0	0	0	0	0	0	0
Asian White:	0	0	0	0	0	0	0	0
Black/African American & White:	0	0	0	0	0	0	0	0
American Indian/Alaskan Native & Black/African American:	0	0	0	0	0	0	0	0
Other multi-racial:	0	0	0	0	0	0	1	0
Asian/Pacific Islander:	0	0	0	0	0	0	0	0
Hispanic:	0	0	0	0	0	0	0	0



U.S. Department of Housing and Urban Development
 Office of Community Planning and Development
 Integrated Disbursement and Information System
 CDBG Activity Summary Report (GPR) for Program Year 2023
 BRAZORIA COUNTY

Date: 15-Nov-2024
 Time: 8:18
 Page: 42

Total:	0	0	0	0	0	0	47	7	
Female-headed Households:	0		0		0				
<i>Income Category:</i>									
	Owner	Renter	Total						Person
Extremely Low	0	0	0						0
Low Mod	0	0	0						47
Moderate	0	0	0						0
Non Low Moderate	0	0	0						0
Total	0	0	0						47
Percent Low/Mod									100.0%

Annual Accomplishments

Years	Accomplishment Narrative	# Benefitting
2023	Project complete. Program provided services including meals for gatherings which provide respite care and therapeutic and motivational assistance to clients and their families that reside in Brazoria County.	



U.S. Department of Housing and Urban Development
 Office of Community Planning and Development
 Integrated Disbursement and Information System
 CDBG Activity Summary Report (GPR) for Program Year 2023
 BRAZORIA COUNTY

Date: 15-Nov-2024
 Time: 8:18
 Page: 43

PGM Year: 2023
Project: 0017 - Gulf Coast CASA
IDIS Activity: 1841 - Gulf Coast CASA- Child Advocacy Services

Status: Completed 9/30/2024 12:00:00 AM Objective: Create suitable living environments
 Location: 4005 Technology Rd Ste 1020 Suite 1020 Angleton, TX 77515-2557 Outcome: Availability/accessibility
 Matrix Code: Abused and Neglected Children (05N) National Objective: LMC

Activity to prevent, prepare for, and respond to Coronavirus: No

Initial Funding Date: 12/13/2023

Description:

Subrecipient will provide advocacy services for 60 abused and neglected children under child protective services. Funding will support salaries of staff recruiting volunteers to provide advocacy for children served.

Financing

	Fund Type	Grant Year	Grant	Funded Amount	Drawn In Program Year	Drawn Thru Program Year
CDBG	EN	2023	B23UC480005	\$10,000.00	\$10,000.00	\$10,000.00
Total	Total			\$10,000.00	\$10,000.00	\$10,000.00

Proposed Accomplishments

People (General) : 60

Actual Accomplishments

Number assisted:

	Owner		Renter		Total		Person	
	Total	Hispanic	Total	Hispanic	Total	Hispanic	Total	Hispanic
White:	0	0	0	0	0	0	31	15
Black/African American:	0	0	0	0	0	0	21	0
Asian:	0	0	0	0	0	0	0	0
American Indian/Alaskan Native:	0	0	0	0	0	0	0	0
Native Hawaiian/Other Pacific Islander:	0	0	0	0	0	0	0	0
American Indian/Alaskan Native & White:	0	0	0	0	0	0	0	0
Asian White:	0	0	0	0	0	0	0	0
Black/African American & White:	0	0	0	0	0	0	0	0
American Indian/Alaskan Native & Black/African American:	0	0	0	0	0	0	0	0
Other multi-racial:	0	0	0	0	0	0	8	0
Asian/Pacific Islander:	0	0	0	0	0	0	0	0
Hispanic:	0	0	0	0	0	0	0	0



U.S. Department of Housing and Urban Development
 Office of Community Planning and Development
 Integrated Disbursement and Information System
 CDBG Activity Summary Report (GPR) for Program Year 2023
 BRAZORIA COUNTY

Date: 15-Nov-2024
 Time: 8:18
 Page: 44

Total:	0	0	0	0	0	0	60	15	
Female-headed Households:	0		0		0				
<i>Income Category:</i>									
	Owner	Renter	Total						Person
Extremely Low	0	0	0						60
Low Mod	0	0	0						0
Moderate	0	0	0						0
Non Low Moderate	0	0	0						0
Total	0	0	0						60
Percent Low/Mod									100.0%

Annual Accomplishments

Years	Accomplishment Narrative	# Benefitting
2023	Project complete. Program supported advocacy services for Brazoria County abused and neglected children involved in the child welfare system.	



U.S. Department of Housing and Urban Development
 Office of Community Planning and Development
 Integrated Disbursement and Information System
 CDBG Activity Summary Report (GPR) for Program Year 2023
 BRAZORIA COUNTY

Date: 15-Nov-2024
 Time: 8:18
 Page: 45

PGM Year: 2023
Project: 0019 - Refuge for Women
IDIS Activity: 1842 - Refuge for Women

Status: Completed 9/30/2024 12:00:00 AM
Location: 117 Highway 332 W Suite 159 Lake Jackson, TX 77566-4023
Objective: Create suitable living environments
Outcome: Availability/accessibility
Matrix Code: Services for victims of domestic violence, dating violence, sexual assault or stalking (05G)
National Objective: LMC

Activity to prevent, prepare for, and respond to Coronavirus: No

Initial Funding Date: 12/13/2023

Description:
 Subrecipient will provide safe housing for women who have escaped sex trafficking or exploitation. Funding will support salaries of staffing for the housing.

Financing

	Fund Type	Grant Year	Grant	Funded Amount	Drawn In Program Year	Drawn Thru Program Year
CDBG	EN	2023	B23UC480005	\$27,000.00	\$27,000.00	\$27,000.00
Total	Total			\$27,000.00	\$27,000.00	\$27,000.00

Proposed Accomplishments

People (General) : 11

Actual Accomplishments

Number assisted:

	Owner		Renter		Total		Person	
	Total	Hispanic	Total	Hispanic	Total	Hispanic	Total	Hispanic
White:	0	0	0	0	0	0	7	0
Black/African American:	0	0	0	0	0	0	3	0
Asian:	0	0	0	0	0	0	0	0
American Indian/Alaskan Native:	0	0	0	0	0	0	0	0
Native Hawaiian/Other Pacific Islander:	0	0	0	0	0	0	0	0
American Indian/Alaskan Native & White:	0	0	0	0	0	0	0	0
Asian White:	0	0	0	0	0	0	0	0
Black/African American & White:	0	0	0	0	0	0	0	0
American Indian/Alaskan Native & Black/African American:	0	0	0	0	0	0	0	0
Other multi-racial:	0	0	0	0	0	0	0	0
Asian/Pacific Islander:	0	0	0	0	0	0	0	0
Hispanic:	0	0	0	0	0	0	0	0



U.S. Department of Housing and Urban Development
 Office of Community Planning and Development
 Integrated Disbursement and Information System
 CDBG Activity Summary Report (GPR) for Program Year 2023
 BRAZORIA COUNTY

Date: 15-Nov-2024
 Time: 8:18
 Page: 46

Total:	0	0	0	0	0	0	10	0
Female-headed Households:	0		0		0			

Income Category:

	Owner	Renter	Total	Person
Extremely Low	0	0	0	10
Low Mod	0	0	0	0
Moderate	0	0	0	0
Non Low Moderate	0	0	0	0
Total	0	0	0	10
Percent Low/Mod				100.0%

Annual Accomplishments

<u>Years</u>	<u>Accomplishment Narrative</u>	<u># Benefitting</u>
2023	Project complete. Program provided safe housing and services to persons fleeing sex trafficking and exploitation.	



U.S. Department of Housing and Urban Development
 Office of Community Planning and Development
 Integrated Disbursement and Information System
 CDBG Activity Summary Report (GPR) for Program Year 2023
 BRAZORIA COUNTY

Date: 15-Nov-2024
 Time: 8:18
 Page: 47

PGM Year: 2023
Project: 0020 - Salvation Army Subsistence Program
IDIS Activity: 1843 - Salvation Army Subsistence Program
Status: Completed 9/20/2024 5:44:28 PM
Location: 1618 N Avenue J Freeport, TX 77541-3918
Objective: Create suitable living environments
Outcome: Availability/accessibility
Matrix Code: Subsistence Payment (05Q) **National Objective:** LMC

Activity to prevent, prepare for, and respond to Coronavirus: No

Initial Funding Date: 12/13/2023

Description:

Salvation Army will provide emergency subsistence payments for rent and utility assistance to lowmod residents of Brazoria County.

Financing

	Fund Type	Grant Year	Grant	Funded Amount	Drawn In Program Year	Drawn Thru Program Year
CDBG	EN	2023	B23UC480005	\$16,600.00	\$16,600.00	\$16,600.00
Total	Total			\$16,600.00	\$16,600.00	\$16,600.00

Proposed Accomplishments

People (General) : 30

Actual Accomplishments

Number assisted:

	Owner		Renter		Total		Person	
	Total	Hispanic	Total	Hispanic	Total	Hispanic	Total	Hispanic
White:	0	0	0	0	0	0	28	4
Black/African American:	0	0	0	0	0	0	14	0
Asian:	0	0	0	0	0	0	0	0
American Indian/Alaskan Native:	0	0	0	0	0	0	0	0
Native Hawaiian/Other Pacific Islander:	0	0	0	0	0	0	0	0
American Indian/Alaskan Native & White:	0	0	0	0	0	0	0	0
Asian White:	0	0	0	0	0	0	0	0
Black/African American & White:	0	0	0	0	0	0	0	0
American Indian/Alaskan Native & Black/African American:	0	0	0	0	0	0	0	0
Other multi-racial:	0	0	0	0	0	0	2	0
Asian/Pacific Islander:	0	0	0	0	0	0	0	0
Hispanic:	0	0	0	0	0	0	0	0
Total:	0	0	0	0	0	0	44	4



U.S. Department of Housing and Urban Development
 Office of Community Planning and Development
 Integrated Disbursement and Information System
 CDBG Activity Summary Report (GPR) for Program Year 2023
 BRAZORIA COUNTY

Date: 15-Nov-2024
 Time: 8:18
 Page: 48

Female-headed Households: 0 0 0

Income Category:

	Owner	Renter	Total	Person
Extremely Low	0	0	0	42
Low Mod	0	0	0	2
Moderate	0	0	0	0
Non Low Moderate	0	0	0	0
Total	0	0	0	44
Percent Low/Mod				100.0%

Annual Accomplishments

Years	Accomplishment Narrative	# Benefitting
2023	Salvation Army has assisted 44 clients with rent and utilities.	



U.S. Department of Housing and Urban Development
 Office of Community Planning and Development
 Integrated Disbursement and Information System
 CDBG Activity Summary Report (GPR) for Program Year 2023
 BRAZORIA COUNTY

Date: 15-Nov-2024
 Time: 8:18
 Page: 49

PGM Year: 2023
Project: 0026 - Junior Achievement
IDIS Activity: 1844 - Junior Achievement- Pct. 1
Status: Completed 9/30/2024 12:00:00 AM
Location: 225 Parking Way St Lake Jackson, TX 77566-5226
Objective: Create suitable living environments
Outcome: Availability/accessibility
Matrix Code: Youth Services (05D) **National Objective:** LMC

Activity to prevent, prepare for, and respond to Coronavirus: No

Initial Funding Date: 12/13/2023

Description:
 Provide leadership and personal development services to 300 lowmod youth.

Financing

	Fund Type	Grant Year	Grant	Funded Amount	Drawn In Program Year	Drawn Thru Program Year
CDBG	EN	2023	B23UC480005	\$3,147.73	\$3,147.73	\$3,147.73
Total	Total			\$3,147.73	\$3,147.73	\$3,147.73

Proposed Accomplishments

People (General) : 300

Actual Accomplishments

Number assisted:

	Owner		Renter		Total		Person	
	Total	Hispanic	Total	Hispanic	Total	Hispanic	Total	Hispanic
White:	0	0	0	0	0	0	529	428
Black/African American:	0	0	0	0	0	0	86	0
Asian:	0	0	0	0	0	0	0	0
American Indian/Alaskan Native:	0	0	0	0	0	0	0	0
Native Hawaiian/Other Pacific Islander:	0	0	0	0	0	0	0	0
American Indian/Alaskan Native & White:	0	0	0	0	0	0	0	0
Asian White:	0	0	0	0	0	0	0	0
Black/African American & White:	0	0	0	0	0	0	0	0
American Indian/Alaskan Native & Black/African American:	0	0	0	0	0	0	0	0
Other multi-racial:	0	0	0	0	0	0	56	0
Asian/Pacific Islander:	0	0	0	0	0	0	0	0
Hispanic:	0	0	0	0	0	0	0	0
Total:	0	0	0	0	0	0	671	428



U.S. Department of Housing and Urban Development
 Office of Community Planning and Development
 Integrated Disbursement and Information System
 CDBG Activity Summary Report (GPR) for Program Year 2023
 BRAZORIA COUNTY

Date: 15-Nov-2024
 Time: 8:18
 Page: 50

Female-headed Households: 0 0 0

Income Category:

	Owner	Renter	Total	Person
Extremely Low	0	0	0	447
Low Mod	0	0	0	25
Moderate	0	0	0	0
Non Low Moderate	0	0	0	199
Total	0	0	0	671
Percent Low/Mod				70.3%

Annual Accomplishments

Years	Accomplishment Narrative	# Benefitting
2023	Project complete. Subrecipient provided 5 to 8 week program to install leadership qualities in the low/mod income youths throughout Brazoria County through training in basic money management, career investigation and benefit of staying in school.	



U.S. Department of Housing and Urban Development
 Office of Community Planning and Development
 Integrated Disbursement and Information System
 CDBG Activity Summary Report (GPR) for Program Year 2023
 BRAZORIA COUNTY

Date: 15-Nov-2024
 Time: 8:18
 Page: 51

PGM Year: 2023
Project: 0026 - Junior Achievement
IDIS Activity: 1845 - Junior Achievement Pct. 4
Status: Completed 9/30/2024 12:00:00 AM
Location: 225 Parking Way St Lake Jackson, TX 77566-5226
Objective: Create suitable living environments
Outcome: Availability/accessibility
Matrix Code: Youth Services (05D) **National Objective:** LMC

Activity to prevent, prepare for, and respond to Coronavirus: No

Initial Funding Date: 12/13/2023

Description:
 Provide leadership and personal development services to 150 lowmod youth.

Financing

	Fund Type	Grant Year	Grant	Funded Amount	Drawn In Program Year	Drawn Thru Program Year
CDBG	EN	2023	B23UC480005	\$4,000.00	\$4,000.00	\$4,000.00
Total	Total			\$4,000.00	\$4,000.00	\$4,000.00

Proposed Accomplishments

People (General) : 150

Actual Accomplishments

Number assisted:

	Owner		Renter		Total		Person	
	Total	Hispanic	Total	Hispanic	Total	Hispanic	Total	Hispanic
White:	0	0	0	0	0	0	484	141
Black/African American:	0	0	0	0	0	0	68	0
Asian:	0	0	0	0	0	0	0	0
American Indian/Alaskan Native:	0	0	0	0	0	0	0	0
Native Hawaiian/Other Pacific Islander:	0	0	0	0	0	0	0	0
American Indian/Alaskan Native & White:	0	0	0	0	0	0	0	0
Asian White:	0	0	0	0	0	0	0	0
Black/African American & White:	0	0	0	0	0	0	0	0
American Indian/Alaskan Native & Black/African American:	0	0	0	0	0	0	0	0
Other multi-racial:	0	0	0	0	0	0	35	0
Asian/Pacific Islander:	0	0	0	0	0	0	0	0
Hispanic:	0	0	0	0	0	0	0	0
Total:	0	0	0	0	0	0	587	141



U.S. Department of Housing and Urban Development
 Office of Community Planning and Development
 Integrated Disbursement and Information System
 CDBG Activity Summary Report (GPR) for Program Year 2023
 BRAZORIA COUNTY

Date: 15-Nov-2024
 Time: 8:18
 Page: 52

Female-headed Households: 0 0 0

Income Category:

	Owner	Renter	Total	Person
Extremely Low	0	0	0	21
Low Mod	0	0	0	327
Moderate	0	0	0	239
Non Low Moderate	0	0	0	0
Total	0	0	0	587
Percent Low/Mod				100.0%

Annual Accomplishments

Years	Accomplishment Narrative	# Benefitting
2023	Project Complete. Subrecipient provided a 5 to 8 week program to install leadership qualities in the low/mod income youths in Brazoria County through training in money management, career investigation, and benefits of staying in school.	



U.S. Department of Housing and Urban Development
 Office of Community Planning and Development
 Integrated Disbursement and Information System
 CDBG Activity Summary Report (GPR) for Program Year 2023
 BRAZORIA COUNTY

Date: 15-Nov-2024
 Time: 8:18
 Page: 53

PGM Year: 2023
Project: 0021 - CDBG Administration
IDIS Activity: 1846 - CDBG General Administration
Status: Open
Location: ,
Objective:
Outcome:
Matrix Code: General Program Administration (21A) **National Objective:**

Activity to prevent, prepare for, and respond to Coronavirus: No

Initial Funding Date: 12/13/2023

Description:
 General program administration for the CDBG program.

Financing

	Fund Type	Grant Year	Grant	Funded Amount	Drawn In Program Year	Drawn Thru Program Year
CDBG	EN	2023	B23UC480005	\$254,000.00	\$153,597.66	\$153,597.66
Total	Total			\$254,000.00	\$153,597.66	\$153,597.66

Proposed Accomplishments

Actual Accomplishments

Number assisted:

	Owner		Renter		Total		Person	
	Total	Hispanic	Total	Hispanic	Total	Hispanic	Total	Hispanic
White:					0	0		
Black/African American:					0	0		
Asian:					0	0		
American Indian/Alaskan Native:					0	0		
Native Hawaiian/Other Pacific Islander:					0	0		
American Indian/Alaskan Native & White:					0	0		
Asian White:					0	0		
Black/African American & White:					0	0		
American Indian/Alaskan Native & Black/African American:					0	0		
Other multi-racial:					0	0		
Asian/Pacific Islander:					0	0		
Hispanic:					0	0		
Total:	0	0	0	0	0	0	0	0

Female-headed Households:

0



U.S. Department of Housing and Urban Development
Office of Community Planning and Development
Integrated Disbursement and Information System
CDBG Activity Summary Report (GPR) for Program Year 2023
BRAZORIA COUNTY

Date: 15-Nov-2024
Time: 8:18
Page: 54

Income Category:

	Owner	Renter	Total	Person
Extremely Low			0	
Low Mod			0	
Moderate			0	
Non Low Moderate			0	
Total	0	0	0	0
Percent Low/Mod				

Annual Accomplishments

No data returned for this view. This might be because the applied filter excludes all data.



U.S. Department of Housing and Urban Development
 Office of Community Planning and Development
 Integrated Disbursement and Information System
 CDBG Activity Summary Report (GPR) for Program Year 2023
 BRAZORIA COUNTY

Date: 15-Nov-2024
 Time: 8:18
 Page: 55

PGM Year: 2020
Project: 0001 - ESG20 Brazoria County
IDIS Activity: 1848 - ESG20 Shelter Project

Status: Completed 8/30/2024 12:00:00 AM Objective: Create suitable living environments
 Location: 1618 N Avenue J Freeport, TX 77541-3918 Outcome: Availability/accessibility
 Matrix Code: Homeless Facilities (not operating costs) (03C) National Objective: LMC

Activity to prevent, prepare for, and respond to Coronavirus: Yes

Initial Funding Date: 02/28/2024

Description:
 Activity will fund additional shelter renovations including grease trap, fire line and other minor modifications necessary for shelter to receive certificate of occupancy.

Financing

	Fund Type	Grant Year	Grant	Funded Amount	Drawn In Program Year	Drawn Thru Program Year
CDBG	EN	2021	B21UC480005	\$107,341.94	\$107,341.94	\$107,341.94
Total	Total			\$107,341.94	\$107,341.94	\$107,341.94

Proposed Accomplishments

Actual Accomplishments

Number assisted:

	Owner		Renter		Total		Person	
	Total	Hispanic	Total	Hispanic	Total	Hispanic	Total	Hispanic
White:	0	0	0	0	0	0	6	1
Black/African American:	0	0	0	0	0	0	2	0
Asian:	0	0	0	0	0	0	0	0
American Indian/Alaskan Native:	0	0	0	0	0	0	0	0
Native Hawaiian/Other Pacific Islander:	0	0	0	0	0	0	0	0
American Indian/Alaskan Native & White:	0	0	0	0	0	0	0	0
Asian White:	0	0	0	0	0	0	0	0
Black/African American & White:	0	0	0	0	0	0	0	0
American Indian/Alaskan Native & Black/African American:	0	0	0	0	0	0	0	0
Other multi-racial:	0	0	0	0	0	0	0	0
Asian/Pacific Islander:	0	0	0	0	0	0	0	0
Hispanic:	0	0	0	0	0	0	0	0
Total:	0	0	0	0	0	0	8	1
Female-headed Households:	0		0		0			



U.S. Department of Housing and Urban Development
 Office of Community Planning and Development
 Integrated Disbursement and Information System
 CDBG Activity Summary Report (GPR) for Program Year 2023
 BRAZORIA COUNTY

Date: 15-Nov-2024
 Time: 8:18
 Page: 56

Income Category:

	Owner	Renter	Total	Person
Extremely Low	0	0	0	8
Low Mod	0	0	0	0
Moderate	0	0	0	0
Non Low Moderate	0	0	0	0
Total	0	0	0	8
Percent Low/Mod				100.0%

Annual Accomplishments

Years	Accomplishment Narrative	# Benefiting
2023	Completed fire line, grease trap and other minor renovations to the emergency shelter to allow it to receive Certificate of Occupancy to re-op and begin providing shelter services to homeless persons in the Freeport, TX area.	



U.S. Department of Housing and Urban Development
 Office of Community Planning and Development
 Integrated Disbursement and Information System
 CDBG Activity Summary Report (GPR) for Program Year 2023
 BRAZORIA COUNTY

Date: 15-Nov-2024
 Time: 8:18
 Page: 57

PGM Year: 2023
Project: 0003 - City of Sweeny Pecan Street Water Main Replacement
IDIS Activity: 1849 - Pecan Street Water Main Replacement

Status: Open Objective: Create suitable living environments
 Location: 102 W. Ashley Wilson Road Sweeny, TX 77480 Outcome: Availability/accessibility
 Matrix Code: Water/Sewer Improvements (03J) National Objective: LMA

Activity to prevent, prepare for, and respond to Coronavirus: No

Initial Funding Date: 04/25/2024

Description:

City of Sweeny will replace approximately 1500 linear feet of existing waterline along Pecan Street, between 5th and 1st streets. Additionally, new fire hydrants will be added to improve fire protection in this area.

Financing

	Fund Type	Grant Year	Grant	Funded Amount	Drawn In Program Year	Drawn Thru Program Year
CDBG	EN	2021	B21UC480005	\$19,500.00	\$6,985.77	\$6,985.77
		2023	B23UC480005	\$180,500.00	\$0.00	\$0.00
Total	Total			\$200,000.00	\$6,985.77	\$6,985.77

Proposed Accomplishments

People (General) : 36
 Total Population in Service Area: 735
 Census Tract Percent Low / Mod: 53.70

Annual Accomplishments

Years	Accomplishment Narrative	# Benefitting
2023	Water improvement project completed environmental review during this program year. Currently the project is on hold pending cancellation and reimbursement of funds; pending the City of Sweeny's decision to continue and identify required leveraged funding to complete the project.	



U.S. Department of Housing and Urban Development
Office of Community Planning and Development
Integrated Disbursement and Information System
CDBG Activity Summary Report (GPR) for Program Year 2023
BRAZORIA COUNTY

Date: 15-Nov-2024
Time: 8:18
Page: 58

Total Funded Amount:	\$3,057,143.21
Total Drawn Thru Program Year:	\$2,216,463.76
Total Drawn In Program Year:	\$1,519,039.46



U.S. Department of Housing and Urban Development
 Office of Community Planning and Development
 Integrated Disbursement and Information System
 CDBG and CDBG-CV Summary of Accomplishments
 Program Year: 2023

DATE: 12-02-24
 TIME: 17:18
 PAGE: 1

BRAZORIA COUNTY

Count of CDBG and CDBG-CV Activities with Disbursements by Activity Group & Matrix Code

Activity Group	Activity Category	Open Count	Open Activities Disbursed	Completed Count	Completed Activities Disbursed	Program Year Count	Total Activities Disbursed
Housing	Rehab; Single-Unit Residential (14A)	0	\$0.00	1	\$23,588.00	1	\$23,588.00
	Total Housing	0	\$0.00	1	\$23,588.00	1	\$23,588.00
Public Facilities and Improvements	Homeless Facilities (not operating costs) (03C)	0	\$0.00	1	\$107,341.94	1	\$107,341.94
	Parks, Recreational Facilities (03F)	1	\$0.00	0	\$0.00	1	\$0.00
	Water/Sewer Improvements (03J)	4	\$23,078.12	2	\$216,455.84	6	\$239,533.96
	Street Improvements (03K)	2	\$375,666.56	1	\$237,500.00	3	\$613,166.56
	Fire Station/Equipment (03O)	1	\$0.00	0	\$0.00	1	\$0.00
	Health Facilities (03P)	1	\$3,701.00	0	\$0.00	1	\$3,701.00
	Total Public Facilities and Improvements	9	\$402,445.68	4	\$561,297.78	13	\$963,743.46
	Public Services	Senior Services (05A)	0	\$0.00	2	\$35,000.00	2
Youth Services (05D)		0	\$0.00	6	\$64,796.10	6	\$64,796.10
Services for victims of domestic violence, dating violence, sexual assault or stalking (05G)		0	\$0.00	1	\$27,000.00	1	\$27,000.00
Employment Training (05H)		0	\$0.00	1	\$14,000.00	1	\$14,000.00
Health Services (05M)		0	\$0.00	1	\$4,873.20	1	\$4,873.20
Abused and Neglected Children (05N)		0	\$0.00	1	\$10,000.00	1	\$10,000.00
Mental Health Services (05O)		0	\$0.00	2	\$34,657.50	2	\$34,657.50
Subsistence Payment (05Q)		0	\$0.00	1	\$16,600.00	1	\$16,600.00
Food Banks (05W)		0	\$0.00	1	\$8,000.00	1	\$8,000.00
Total Public Services		0	\$0.00	16	\$214,926.80	16	\$214,926.80
General Administration and Planning	General Program Administration (21A)	2	\$153,597.66	2	\$163,183.54	4	\$316,781.20
	Total General Administration and Planning	2	\$153,597.66	2	\$163,183.54	4	\$316,781.20
Grand Total		11	\$556,043.34	23	\$962,996.12	34	\$1,519,039.46



U.S. Department of Housing and Urban Development
 Office of Community Planning and Development
 Integrated Disbursement and Information System
 CDBG and CDBG-CV Summary of Accomplishments
 Program Year: 2023

DATE: 12-02-24
 TIME: 17:18
 PAGE: 2

BRAZORIA COUNTY

CDBG and CDBG-CV Sum of Actual Accomplishments by Activity Group and Accomplishment Type

Activity Group	Matrix Code	Accomplishment Type	Open Count	Completed Count	Program Year Totals
Housing	Rehab; Single-Unit Residential (14A)	Housing Units	0	1	1
	Total Housing		0	1	1
Public Facilities and Improvements	Parks, Recreational Facilities (03F)	Public Facilities	75	0	75
	Water/Sewer Improvements (03J)	Persons	4,333	1,843	6,176
	Street Improvements (03K)	Persons	2,630	1,860	4,490
	Fire Station/Equipment (03O)	Public Facilities	1,290	0	1,290
	Health Facilities (03P)	Public Facilities	0	0	0
	Total Public Facilities and Improvements		8,328	3,703	12,031
Public Services	Senior Services (05A)	Persons	0	238	238
	Youth Services (05D)	Persons	0	2,049	2,049
	Services for victims of domestic violence, dating violence, sexual assault or stalking (05G)	Persons	0	10	10
	Employment Training (05H)	Persons	0	12	12
	Health Services (05M)	Persons	0	24	24
	Abused and Neglected Children (05N)	Persons	0	60	60
	Mental Health Services (05O)	Persons	0	68	68
	Subsistence Payment (05Q)	Persons	0	44	44
	Food Banks (05W)	Persons	0	84	84
	Total Public Services		0	2,589	2,589
Grand Total			8,328	6,293	14,621



BRAZORIA COUNTY

CDBG and CDBG-CV Beneficiaries by Racial / Ethnic Category

Housing-Non Housing	Race	Total Persons	Total Hispanic Persons	Total Households	Total Hispanic Households
Housing	Black/African American	0	0	1	0
	Total Housing	0	0	1	0
Non Housing	White	2,083	1,034	0	0
	Black/African American	384	0	0	0
	Asian	11	0	0	0
	American Indian/Alaskan Native	3	0	0	0
	Native Hawaiian/Other Pacific Islander	2	0	0	0
	Other multi-racial	114	0	0	0
	Total Non Housing	2,597	1,034	0	0
Grand Total	White	2,083	1,034	0	0
	Black/African American	384	0	1	0
	Asian	11	0	0	0
	American Indian/Alaskan Native	3	0	0	0
	Native Hawaiian/Other Pacific Islander	2	0	0	0
	Other multi-racial	114	0	0	0
	Total Grand Total	2,597	1,034	1	0



BRAZORIA COUNTY

CDBG and CDBG-CV Beneficiaries by Income Category [\(Click here to view activities\)](#)

	Income Levels	Owner Occupied	Renter Occupied	Persons
Housing	Extremely Low (<=30%)	1	0	0
	Low (>30% and <=50%)	0	0	0
	Mod (>50% and <=80%)	0	0	0
	Total Low-Mod	1	0	0
	Non Low-Mod (>80%)	0	0	0
	Total Beneficiaries	1	0	0
Non Housing	Extremely Low (<=30%)	0	0	1,259
	Low (>30% and <=50%)	0	0	785
	Mod (>50% and <=80%)	0	0	246
	Total Low-Mod	0	0	2,290
	Non Low-Mod (>80%)	0	0	307
	Total Beneficiaries	0	0	2,597



Program Year 2023 Funds

2023 CDBG and CDBG-CV Allocation	\$1,540,292.00
Program Income Received During Program Year 2023	\$15,530.00
Funds Returned to Local Program Account During Program Year 2023	\$0.00
Total Available¹	\$1,555,822.00

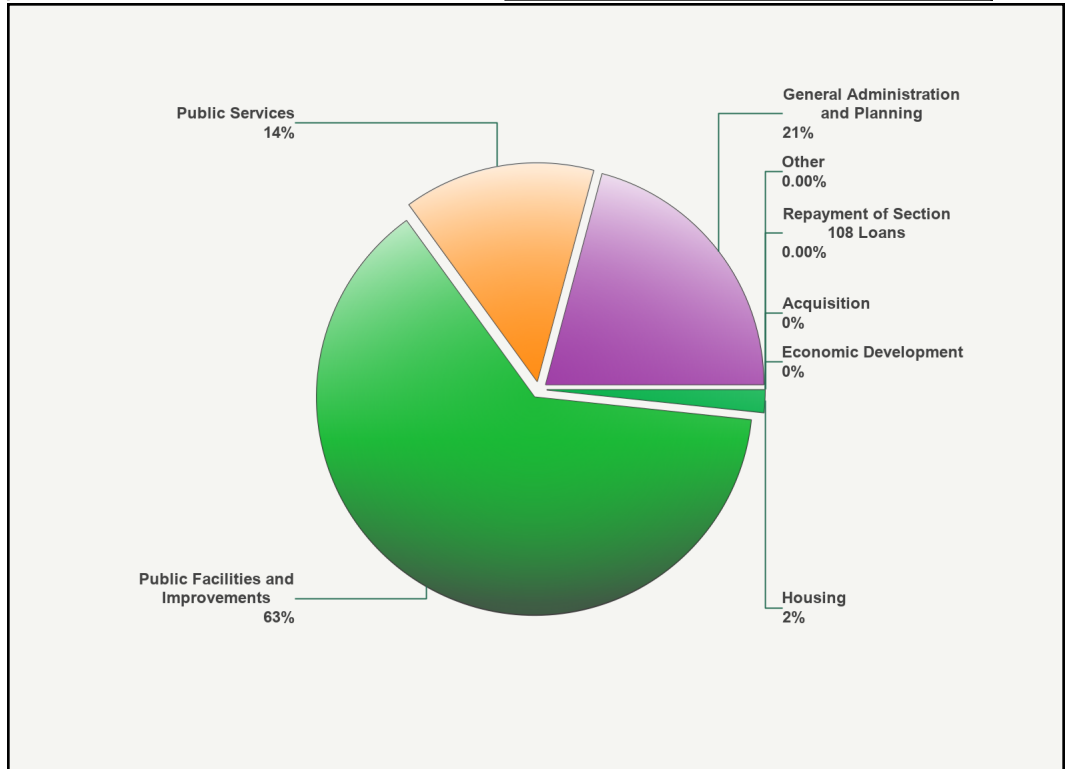
Expenditures²

Type of Activity	Expenditure	Percentage
Acquisition	\$0.00	0.00%
Economic Development	\$0.00	0.00%
Housing	\$23,588.00	1.55%
Public Facilities and Improvements	\$963,743.46	63.44%
Public Services	\$214,926.80	14.15%
General Administration and Planning	\$316,781.20	20.85%
Other	\$0.00	0.00%
Repayment of Section 108 Loans	\$0.00	0.00%
Total	\$1,519,039.46	100.00%

Timeliness

Timeliness Ratio - unexpended funds as percent of 2023 allocation 0.94

Expenditures by Type of Activity (%) Expenditures by Type of Activity (\$)

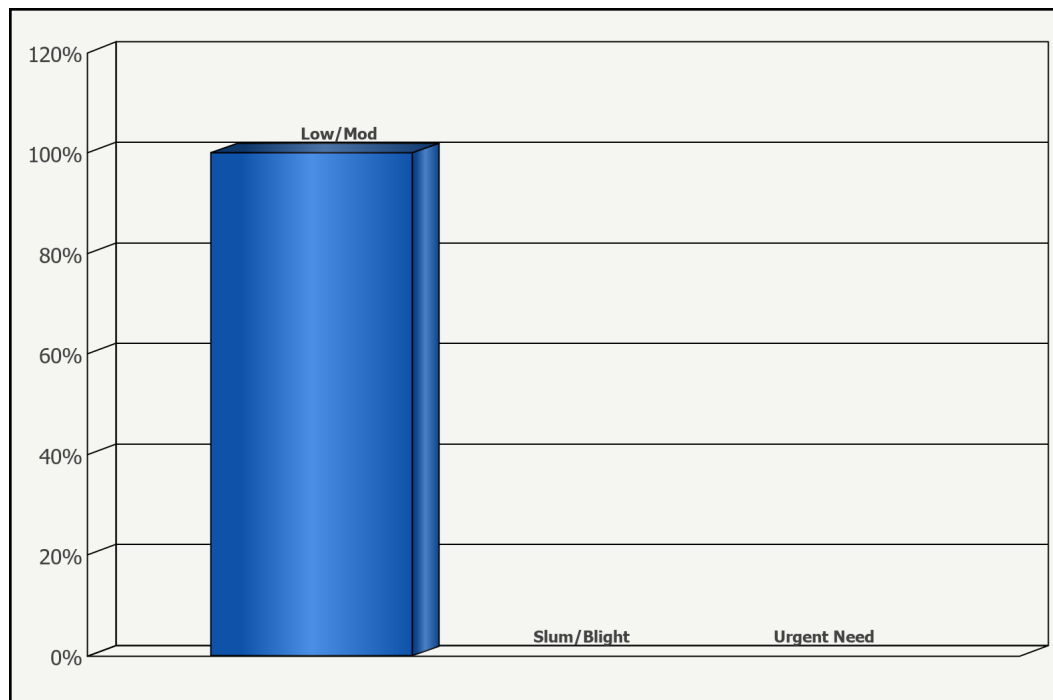




CDBG and CDBG-CV Community Development Block Grant Performance Profile
PR54 - BRAZORIA COUNTY, TX
Program Year From 10-01-2023 To 09-30-2024

Program Targeting

1 -Percentage of Expenditures Assisting Low- and Moderate-Income Persons and Households Either Directly or On an Area Basis ³	100.00%
2 -Percentage of Expenditures That Benefit Low/Mod Income Areas	70.92%
3 -Percentage of Expenditures That Aid in The Prevention or Elimination of Slum or Blight	0.00%
4 -Percentage of Expenditures Addressing Urgent Needs	0.00%
5 -Funds Expended in Neighborhood (Community For State) Revitalization Strategy Areas and by Community Development Financial Institution.	\$0.00
6 -Percentage of Funds Expended in Neighborhood (Community For State) Revitalization Strategy Areas and by Community Development Financial Institution	0.00%



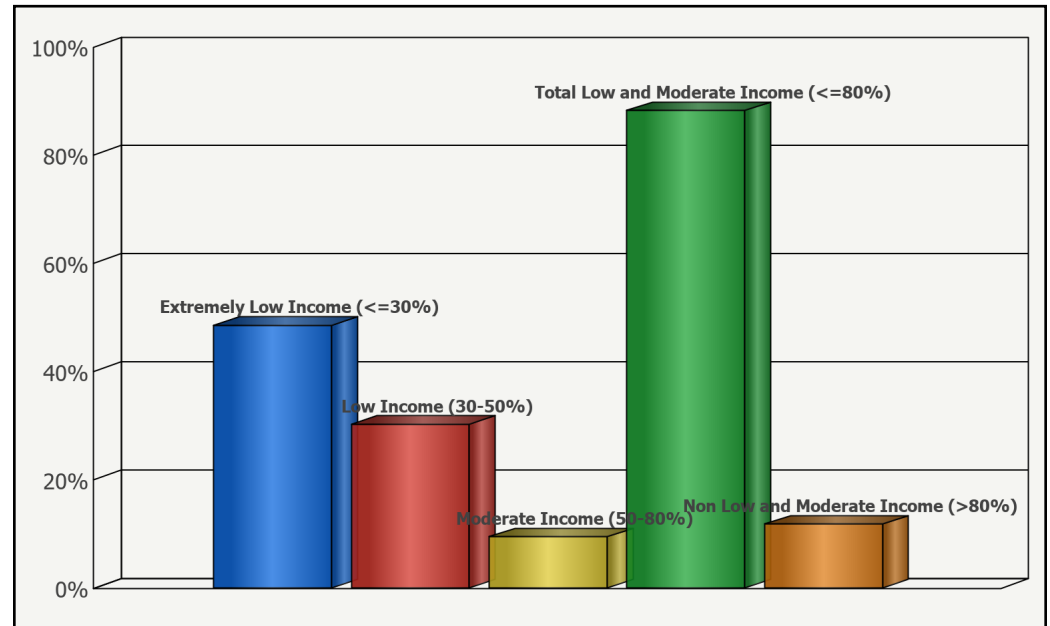


CDBG Beneficiaries by Racial/Ethnic Category⁴

Race	Total	Hispanic
White	80.18%	100.00%
Black/African American	14.82%	0.00%
Asian	0.42%	0.00%
American Indian/Alaskan Native	0.12%	0.00%
Native Hawaiian/Other Pacific Islander	0.08%	0.00%
American Indian/Alaskan Native & White	0.00%	0.00%
Asian & White	0.00%	0.00%
Black/African American & White	0.00%	0.00%
Amer. Indian/Alaskan Native & Black/African Amer.	0.00%	0.00%
Other multi-racial	4.39%	0.00%
Asian/Pacific Islander (valid until 03-31-04)	0.00%	0.00%
Hispanic (valid until 03-31-04)	0.00%	0.00%

Income of CDBG Beneficiaries

Income Level	Percentage
Extremely Low Income (<=30%)	48.50%
Low Income (30-50%)	30.22%
Moderate Income (50-80%)	9.47%
Total Low and Moderate Income (<=80%)	88.18%
Non Low and Moderate Income (>80%)	11.82%





U.S. Department of Housing and Urban Development
Office of Community Planning and Development
Integrated Disbursement and Information System
CDBG and CDBG-CV Community Development Block Grant Performance Profile
PR54 - BRAZORIA COUNTY, TX
Program Year From 10-01-2023 To 09-30-2024

DATE: 12-02-24
TIME: 17:21
PAGE: 4

Accomplishment	Number
Actual Jobs Created or Retained	0
Households Receiving Housing Assistance	1
Persons Assisted Directly, Primarily By Public Services and Public Facilities	2,597
Persons for Whom Services and Facilities were Available	3,703 ⁵
Units Rehabilitated-Single Units	1
Units Rehabilitated-Multi Unit Housing	0

Funds Leveraged for Activities Completed: \$4,564,960.97

Notes

1 Also, additional funds may have been available from prior years.

2 The return of grant funds is not reflected in these expenditures.

3 Derived by dividing annual expenditures for low-and moderate-income activities by the total expenditures for all activities (excluding planning and administration, except when State planning activities have a national objective) during the program year.

4 For entitlement communities, these data are only for those activities that directly benefit low- and moderate-income persons or households. They do not include data for activities that provide assistance to low- and moderate-income persons on an area basis, activities that aid in the prevention and elimination of slums and blight, and activities that address urgent needs. For states, these data are reported for all activities that benefit low- and moderate-income persons or households, aid in the prevention and elimination of slums and blight, and address urgent needs.

5 This number represents the total number of persons/households for whom services/facilities were available for [in many cases] multiple area benefit activities as reported by grantees. A service or facility meeting the national objective of benefiting low- and moderate-income persons on an area basis is available to all residents of the area served by the activity. If one or more activities had the same or overlapping service areas, the number of persons served by each activity was used to calculate the total number served; e.g., if two activities providing different services had the same service area, the number of persons in the service area would be counted twice; once for each activity.



U.S. Department of Housing and Urban Development
 Office of Community Planning and Development
 Integrated Disbursement and Information System
 PR91 - ESG-CV Financial Summary
 BRAZORIA COUNTY, TX
 2020

DATE: 11-15-24
 TIME: 8:21
 PAGE: 1

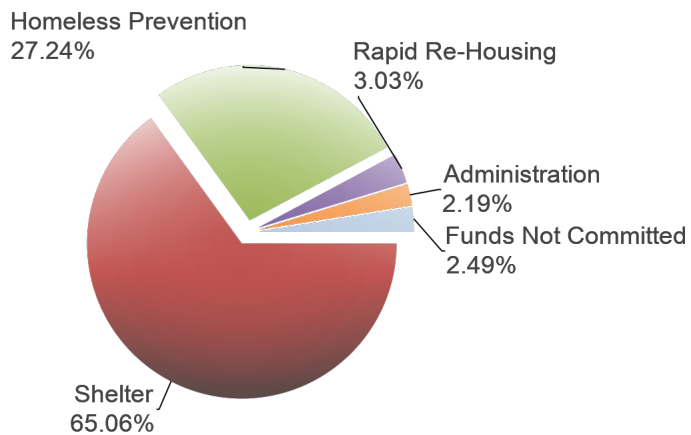
ESG-CV Program Level Summary

Grant Number	Total Grant Amount	Total Funds Committed	Total Funds Available to Commit	% of Grant Funds Not Committed	Grant Funds Drawn	% of Grant Funds Drawn	Available to Draw	% Remaining to Draw
E20UW480005	\$1,652,137.00	\$1,611,018.84	\$41,118.16	2.49%	\$1,611,018.84	97.51%	\$41,118.16	2.49%

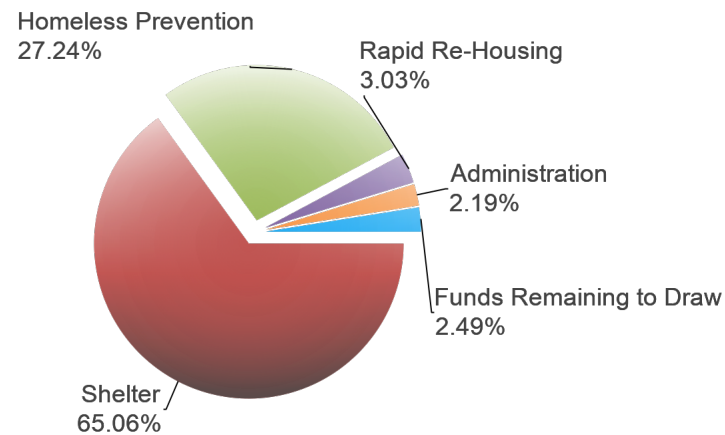
ESG-CV Program Components

Activity Type	Total Committed to Activities	% of Grant Committed	Drawn Amount	% of Grant Drawn
Street Outreach	\$0.00	0.00%	\$0.00	0.00%
Shelter	\$1,074,866.84	65.06%	\$1,074,866.84	65.06%
Homeless Prevention	\$450,000.00	27.24%	\$450,000.00	27.24%
Rapid Re-Housing	\$50,000.00	3.03%	\$50,000.00	3.03%
Data Collection (HMIS)	\$0.00	0.00%	\$0.00	0.00%
Administration	\$36,152.00	2.19%	\$36,152.00	2.19%
Funds Not Committed	\$41,118.16	2.49%	\$0.00	0.00%
Funds Remaining to Draw	\$0.00	0.00%	\$41,118.16	2.49%
Total	\$1,652,137.00	100.00%	\$1,652,137.00	100.00%

Funds Committed



Funds Drawn



- Street Outreach
- Shelter
- Homeless Prevention
- Rapid Re-Housing
- Data Collection (HMIS)
- Administration
- Funds Not Committed
- Funds Remaining to Draw

- Street Outreach
- Shelter
- Homeless Prevention
- Rapid Re-Housing
- Data Collection (HMIS)
- Administration
- Funds Not Committed
- Funds Remaining to Draw



U.S. Department of Housing and Urban Development
 Office of Community Planning and Development
 Integrated Disbursement and Information System
 PR91 - ESG-CV Financial Summary
 BRAZORIA COUNTY, TX
 2020

DATE: 11-15-24
 TIME: 8:21
 PAGE: 2

24-Month Grant Expenditure Deadline

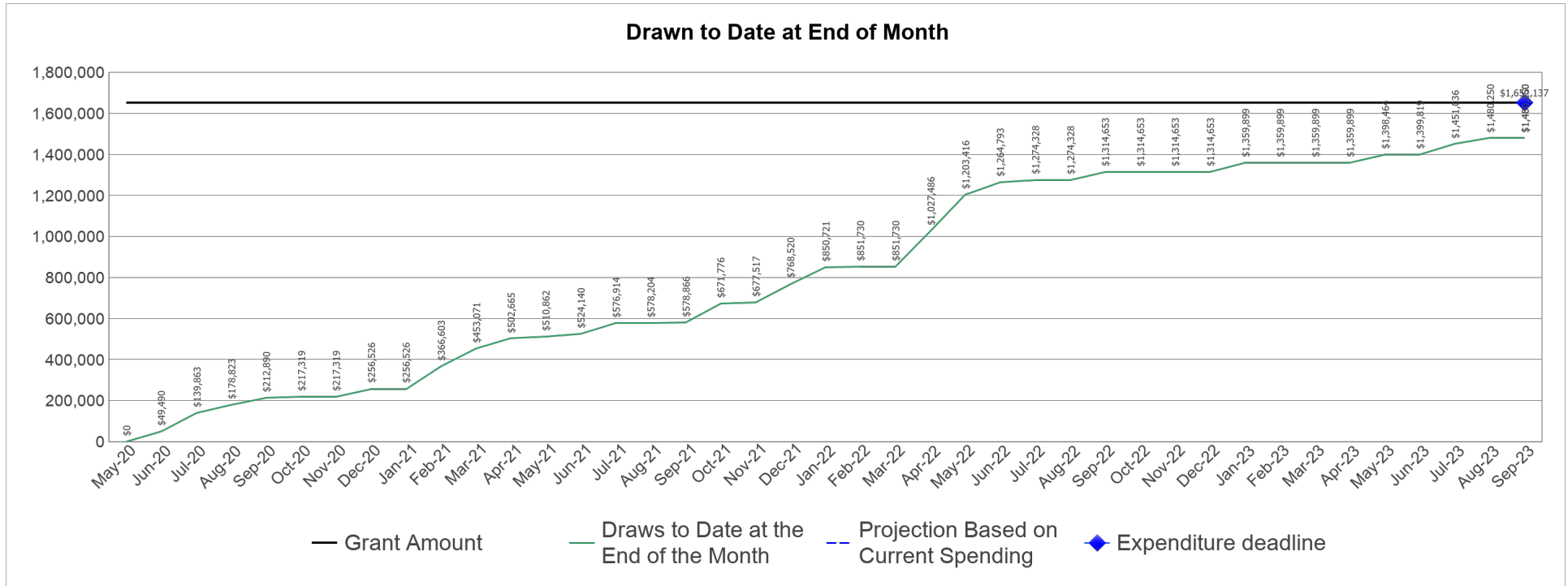
All of the recipient's grant must be expended for eligible activity costs within 24 months after the date HUD signs the grant agreement with the recipient. Expenditure means either an actual cash disbursement for a direct charge for a good or service or an indirect cost or the accrual of a direct charge for a good or service or an indirect cost. This report uses draws in IDIS to measure expenditures. HUD allocated Fiscal Year 2011 ESG funds in two allocations. For FY2011, this Obligation Date is the date of the first allocation. This report does not list the Obligation Date, does not calculate the Expenditure Deadline, and does not track the Days Remaining for the FY 2011 second allocation.

Grant Amount: \$1,652,137.00

Grant Number	Draws to Date	HUD Obligation Date	Expenditure Deadline	Days Remaining to Meet Requirement Date	Expenditures Required
E20UW480005	\$1,611,018.84	05/19/2020	09/30/2023	(412)	\$41,118.16

ESG Draws By Month (at the total grant level):

Grant Amount: 1,652,137.00



ESG-CV Draws By Quarter (at the total grant level):

Quarter End Date	Draws for the Quarter	Draws to Date at the End of the Quarter	% Drawn for the Quarter	% Drawn to Date at End of Quarter
06/30/2020	\$49,489.96	\$49,489.96	3.00%	3.00%
09/30/2020	\$163,399.89	\$212,889.85	9.89%	12.89%
12/31/2020	\$43,635.84	\$256,525.69	2.64%	15.53%



U.S. Department of Housing and Urban Development
Office of Community Planning and Development
Integrated Disbursement and Information System
PR91 - ESG-CV Financial Summary
BRAZORIA COUNTY, TX
2020

DATE: 11-15-24
TIME: 8:21
PAGE: 3

Quarter End Date	Draws for the Quarter	Draws to Date at the End of the Quarter	% Drawn for the Quarter	% Drawn to Date at End of Quarter
03/31/2021	\$196,545.25	\$453,070.94	11.90%	27.42%
06/30/2021	\$71,069.43	\$524,140.37	4.30%	31.72%
09/30/2021	\$54,725.52	\$578,865.89	3.31%	35.04%
12/31/2021	\$189,653.97	\$768,519.86	11.48%	46.52%
03/31/2022	\$83,209.65	\$851,729.51	5.04%	51.55%
06/30/2022	\$413,063.10	\$1,264,792.61	25.00%	76.55%
09/30/2022	\$49,860.59	\$1,314,653.20	3.02%	79.57%
12/31/2022	\$0.00	\$1,314,653.20	0.00%	79.57%
03/31/2023	\$45,246.00	\$1,359,899.20	2.74%	82.31%
06/30/2023	\$39,919.80	\$1,399,819.00	2.42%	84.73%
09/30/2023	\$80,430.79	\$1,480,249.79	4.87%	89.60%



U.S. Department of Housing and Urban Development
Office of Community Planning and Development
Integrated Disbursement and Information System
PR91 - ESG-CV Financial Summary
BRAZORIA COUNTY, TX
2020

DATE: 11-15-24
TIME: 8:21
PAGE: 4

ESG-CV Subrecipient Commitments and Draws by Activity Category :

Subrecipient	Activity Type	Committed	Drawn
BRAZORIA COUNTY	Shelter	\$1,074,866.84	\$1,074,866.84
	Homeless Prevention	\$450,000.00	\$450,000.00
	Rapid Re-Housing	\$50,000.00	\$50,000.00
	Administration	\$36,152.00	\$36,152.00
	Total	\$1,611,018.84	\$1,611,018.84
	Total Remaining to be Drawn	\$0.00	\$0.00
	Percentage Remaining to be Drawn	\$0.00	0.00%



U.S. Department of Housing and Urban Development
Office of Community Planning and Development
Integrated Disbursement and Information System
PR91 - ESG-CV Financial Summary
BRAZORIA COUNTY, TX
2020

DATE: 11-15-24
TIME: 8:21
PAGE: 5

ESG-CV Subrecipients by Activity Category

Activity Type	Subrecipient
Shelter	BRAZORIA COUNTY
Homeless Prevention	BRAZORIA COUNTY
Rapid Re-Housing	BRAZORIA COUNTY
Administration	BRAZORIA COUNTY



REPORT FOR CPD PROGRAM CDBG, HOME
 PGM YR 2023

Section 3 Total By Program	CDBG
Total Number of Activities	8
Total Labor Hours	25,523
Section 3 Worker Hours	12,048
Targeted Section 3 Worker Hours	419
Qualitative Efforts	
A Outreach efforts to generate job applicants who are Public Housing Targeted Workers	0
B Outreach efforts to generate job applicants who are Other Funding Targeted Workers	0
C Direct, on-the job training (including apprenticeships)	0
D Indirect training such as arranging for, contracting for, or paying tuition for, off-site training	0
E Technical assistance to help Section 3 workers compete for jobs (e.g., resume assistance, coaching)	0
F Outreach efforts to identify and secure bids from Section 3 business concerns	2
G Technical assistance to help Section 3 business concerns understand and bid on contracts	0
H Division of contracts into smaller jobs to facilitate participation by Section 3 business concerns	0
I Provided or connected residents with assistance in seeking employment including: drafting resumes, preparing for interviews, finding job opportunities, connecting residents to job placement services	1
J Held one or more job fairs	0
K Provided or connected residents with supportive services that can provide direct services or referrals	3
L Provided or connected residents with supportive services that provide one or more of the following: work readiness health screenings, interview clothing, uniforms, test fees, transportation	1
M Assisted residents with finding child care	0
N Assisted residents to apply for/or attend community college or a four year educational institution	3
O Assisted residents to apply for or attend vocational/technical training	2
P Assisted residents to obtain financial literacy training and/or coaching	3
Q Bonding assistance, guaranties, or other efforts to support viable bids from Section 3 business concerns	0
R Provided or connected residents with training on computer use or online technologies	0
S Promoting the use of a business registry designed to create opportunities for disadvantaged and small businesses	1
T Outreach, engagement, or referrals with the state one-stop system, as designed in Section 121(e)(2) of the Workforce Innovation and Opportunity Act	0
U Other	0



Section 3 Details By Program, Program Year & Activity

Program	Program Year	Field Office	Grantee	Activity ID	Activity Name	Qualitative Efforts - Other Effort Description	Total Labor Hours	S3 Worker Hours	S3W Benchmark Met (25%)	Targeted S3W Hours	Targeted S3W Benchmark Met (5%)	A	B	C	D	E	F	G	H	I	J	K	L	M	N	O	P	Q	R	S	T	U
CDBG	2023	HOUSTON	BRAZORIA COUNTY	1793	Clute Water Improvements		5,548	5,119	Yes	419	Yes																					
CDBG	2023	HOUSTON	BRAZORIA COUNTY	1794	Danbury Water Plant Improvements		1,168	795	Yes	0	No					X						X			X	X			X			
CDBG	2023	HOUSTON	BRAZORIA COUNTY	1795	Hastings Street Improvements		935	148	No	0	No															X	X					
CDBG	2023	HOUSTON	BRAZORIA COUNTY	1826	Alvin South Bypass 35 Waterline Replacement Project		0	0	No	0	No																					
CDBG	2023	HOUSTON	BRAZORIA COUNTY	1827	City of Lake Street Improvements Project		3,654	1,468	Yes	0	No					X			X		X			X								
CDBG	2023	HOUSTON	BRAZORIA COUNTY	1828	West Columbia Waterline Project-Rainbow Subdivision		1,861	1,540	Yes	0	No															X	X					
CDBG	2023	HOUSTON	BRAZORIA COUNTY	1848	ESG20 Shelter Project		12,358	2,979	No	0	No											X	X		X							
CDBG	2023	HOUSTON	BRAZORIA COUNTY	1849	Pecan Street Water Main Replacement		0	0	No	0	No																					
CDBG	2023	Total for 2023					25,523	12,048	4	419	1	0	0	0	0	0	2	0	0	1	0	3	1	0	3	2	3	0	0	1	0	0
CDBG	Total						25,523	12,048	4	419	1	0	0	0	0	0	2	0	0	1	0	3	1	0	3	2	3	0	0	1	0	0

Legend

- A** Outreach efforts to generate job applicants who are Public Housing Targeted Workers
- B** Outreach efforts to generate job applicants who are Other Funding Targeted Workers.
- C** Direct, on-the job training (including apprenticeships).
- D** Indirect training such as arranging for, contracting for, or paying tuition for, off-site training.
- E** Technical assistance to help Section 3 workers compete for jobs (e.g., resume assistance, coaching).
- F** Outreach efforts to identify and secure bids from Section 3 business concerns.
- G** Technical assistance to help Section 3 business concerns understand and bid on contracts.
- H** Division of contracts into smaller jobs to facilitate participation by Section 3 business concerns.
- I** Provided or connected residents with assistance in seeking employment including: drafting resumes,preparing for interviews, finding job opportunities, connecting residents to job placement services.
- J** Held one or more job fairs.
- K** Provided or connected residents with supportive services that can provide direct services or referrals.
- L** Provided or connected residents with supportive services that provide one or more of the following: work readiness health screenings, interview clothing, uniforms, test fees, transportation.
- M** Assisted residents with finding child care.
- N** Assisted residents to apply for/or attend community college or a four year educational institution.
- O** Assisted residents to apply for or attend vocational/technical training.
- P** Assisted residents to obtain financial literacy training and/or coaching.
- Q** Bonding assistance, guaranties, or other efforts to support viable bids from Section 3 business concerns.



U.S. Department of Housing and Urban Development
Office of Community Planning and Development
Integrated Disbursement and Information System
Section 3 Report
Grantee: BRAZORIA COUNTY

DATE: 11-14-24
TIME: 18:51
PAGE: 3

- R** Provided or connected residents with training on computer use or online technologies.
- S** Promoting the use of a business registry designed to create opportunities for disadvantaged and small businesses.
- T** Outreach, engagement, or referrals with the state one-stop system, as designed in Section 121(e)(2) of the Workforce Innovation and Opportunity Act.
- U** Other

CAPER Attachment 5- HOME Liability Report and HOME Match Log

U.S. Department of Housing and Urban Development
Office of Community Planning and Development
Integrated Disbursement and Information System
Home Matching Liability Report

DATE: 10-31-24
TIME: 14:52
PAGE: 1

BRAZORIA COUNTY, TX

Fiscal Year	Match Percent	Total Disbursements	Disbursements Requiring Match	Match Liability Amount
1998	25.0%	\$104,312.88	\$88,114.49	\$22,028.62
1999	25.0%	\$405,918.87	\$387,617.26	\$96,904.31
2000	25.0%	\$622,190.68	\$610,180.79	\$152,545.19
2001	25.0%	\$677,678.00	\$628,507.36	\$157,126.84
2002	25.0%	\$724,332.73	\$638,191.69	\$159,547.92
2003	25.0%	\$495,528.23	\$454,162.15	\$113,540.53
2004	25.0%	\$320,604.18	\$296,578.52	\$74,144.63
2005	25.0%	\$939,865.10	\$888,303.18	\$222,075.79
2006	0.0%	\$641,044.40	\$588,850.37	\$0.00
2007	0.0%	\$699,221.99	\$662,232.33	\$0.00
2008	0.0%	\$194,374.30	\$156,995.39	\$0.00
2009	0.0%	\$805,403.45	\$766,724.52	\$0.00
2010	25.0%	\$500,253.12	\$446,246.47	\$111,561.61
2011	25.0%	\$328,545.85	\$265,686.05	\$66,421.51
2012	25.0%	\$836,571.21	\$766,309.63	\$191,577.40
2013	25.0%	\$436,722.84	\$382,684.66	\$95,671.16
2014	25.0%	\$215,680.90	\$177,060.40	\$44,265.10

U.S. Department of Housing and Urban Development
Office of Community Planning and Development
Integrated Disbursement and Information System
Home Matching Liability Report

2015	25.0%	\$345,855.35	\$304,277.45	\$76,069.36
2016	25.0%	\$301,586.85	\$264,942.75	\$66,235.68
2017	0.0%	\$500,411.59	\$462,688.99	\$0.00
2018	0.0%	\$166,831.15	\$127,143.20	\$0.00
2019	25.0%	\$590,029.71	\$506,920.26	\$126,730.06
2020	0.0%	\$188,560.29	\$138,084.40	\$0.00
2021	0.0%	\$671,160.23	\$610,485.27	\$0.00
2022	0.0%	\$737,105.31	\$685,379.81	\$0.00
2023	25.0%	\$207,948.46	\$150,077.36	\$37,519.34

BRAZORIA COUNTY HOME MATCH SOURCES

Date	Name	Address	Type	Match Source	Match Description	Match Value	Match Total
FY 2023	Various Homeowners	Various - See Permit fees tab	RHB	Septic Fees, and County Fees	Permit Fees	\$ 863.00	
	Various Homeowners	Various - See recording fees tab	RHB	Brazoria County County Clerks Office	Recording Fees	\$ -	
	FTHB Program	Various - See FT HB release fees tab	RHB	Brazoria County County Clerks Office	FT HB Releases	\$ 308.00	
	SETH Bond	101 Verde Dr	MFH	Costa Verde	25% of match obligation	\$ 10,611.79	\$ 11,782.79
FY 2024	Various Homeowners	Various - See Permit fees tab	RHB	Septic Fees, and County Fees	Permit Fees	\$ 1,622.67	
	Various Homeowners	Various - See recording fees tab	RHB	Brazoria County County Clerks Office	Recording Fees	\$ -	
	FTHB Program	Various - See FT HB release fees tab	RHB	Brazoria County County Clerks Office	FT HB Releases	\$ -	
	SETH Bond	101 Verde Dr	MFH	Costa Verde	25% of match obligation	\$ 17,100.59	\$ 18,723.26
Total Match Contribution						\$ 4,491,351.68	

CAPER Attachment 6: ESG Match Log

BRAZORIA COUNTY PY 2023 ESG MATCH LOG

Date	Match Source	Item Description	Match Value	Match Total
	EFSP - Phase 41	Emergency Food and Shelter program	20,000.00	
	Various -	Gifts in Kind for Food & Hygiene supplies	146,762.17	
	Chick-Fil-A, Panera Bread, Domino's Pizza, and various private donations			
			-	
				<u>\$ 166,762.17</u>
Agency	Fund Year	Program Description/Activity	Liability	
Salvation Army	2021	Shelter Rehab - Retainage	104,277.80	
				104,277.80

Excess Match 62,484.37

CAPER Attachment 7: Public Notices

PUBLIC NOTICE

2023 CONSOLIDATED ANNUAL PERFORMANCE EVALUATION REPORT (CAPER)

Brazoria County's PY 2023 Consolidated Annual Performance Evaluation Report (CAPER) is available for review and comment at the Brazoria County Community Development Department located at 1524 E. Mulberry, Suite 162, Angleton, Texas, 77515 from 8 am to 5 pm, Monday through Friday, November 15 – December 2, 2024, and on our website at <https://www.brazoriacountytx.gov/departments/housing-and-urban-development/caper>. The PY2023 CAPER includes an annual assessment of the use of funds, the delivery of activities and the County's performance in meeting its goals for the Community Development Block Grant (CDBG), HOME Investment Partnerships Program (HOME), and Emergency Solutions Grant (ESG). The public is encouraged to review and comment on this document.

Public Hearing

A public hearing will be held on Thursday, November 21, 2024 at 5:30 pm at the Brazoria County East Annex Lobby located at 1524 East Mulberry, Angleton, Texas to receive input and comments from the public. This venue is accessible for persons with physical disabilities. The public hearing will be conducted in English; however, Spanish and sign language interpreters can be made available upon request, and persons needing other special accommodations to attend the public hearing should contact Daphne Lemelle at (979) 864-1860, at least 48 hours prior to the hearing so that accommodations can be made.

Public Comment

Public comments on the PY2023 CAPER can be submitted to the Brazoria County Community Development Department, 1524 E. Mulberry, Suite 162, Angleton, Texas 77515, by fax to (979) 864-1089, or by email to BCCD@brazoriacountytx.gov. Please submit all comments by 5 pm December 2, 2024.

Para información general, por favor llame a Daphne Lemelle al (979) 864-1860. Además, pueden presentarse observaciones por escrito al Departamento de Desarrollo de Comunidad del Condado de Brazoria, 1524 E. Mulberry, Suite 162, Angleton, Texas 77515 o por fax al (979) 864-1089. Por favor de enviar cualquier comentario antes de las 5:00 p.m. del 2 de diciembre de 2024.



AFFIDAVIT OF PUBLICATION

The Brazosport Facts
720 S. Main St, Clute, TX 77531
(979) 237-0100

State of Pennsylvania, County of Lancaster, ss:

I, Tatiana Dorval, of lawful age, being duly sworn upon oath depose and say that I am an agent of Column Software, PBC, duly appointed and authorized agent of the Publisher of The Brazosport Facts, a daily newspaper of general circulation, printed and published in Brazoria County, Texas; that the publication, a copy of which is attached hereto, was published in the said newspaper on the following dates:

Publication Dates:

- Nov 14, 2024

Notice ID: dTVNo9eZC3QNrcYEQKfl

Notice Name: 2023 CAPER Notice

Publication Fee: \$363.28

Tatiana Dorval

Agent

VERIFICATION

State of Pennsylvania
 County of Lancaster

Commonwealth of Pennsylvania - Notary Seal
 Nicole Burkholder, Notary Public
 Lancaster County
 My commission expires March 30, 2027
 Commission Number 1342120

Signed or attested before me on this: 11/19/2024

Nicole Burkholder

Notary Public

Notarized remotely online using communication technology via Proof.

PUBLIC NOTICE
2023 CONSOLIDATED ANNUAL PERFORMANCE EVALUATION REPORT (CAPER)

Brazoria County's PY 2023 Consolidated Annual Performance Evaluation Report (CAPER) is available for review and comment at the Brazoria County Community Development Department located at 1524 E. Mulberry, Suite 162, Angleton, Texas, 77515 from 8 am to 5 pm, Monday through Friday, November 15 - December and website at 2, 2024, on our <https://www.brazoriacountytx.gov/departments/housing-and-urban-development/caper>. The PY2023 CAPER includes an annual assessment of the use of funds, the delivery of activities and the County's performance in meeting its goals for the Community Development Block Grant (CDBG), HOME Investment Partnerships Program (HOME), and Emergency Solutions Grant (ESG). The public is encouraged to review and comment on this document.

Public Hearing

A public hearing will be held on Thursday, November 21, 2024 at 5:30 pm at the Brazoria County East Annex Lobby located at 1524 East Mulberry, Angleton, Texas to receive input and comments from the public. This venue is accessible for persons with physical disabilities. The public hearing will be conducted in English; however, Spanish and sign language interpreters can be made available upon request, and persons needing other special accommodations to attend the public hearing should contact Daphne Lemelle at (979) 864-1860, at least 48 hours prior to the hearing so that accommodations can be made.

Public Comment

Public comments on the PY2023 CAPER can be submitted to the Brazoria County Community Development Department, 1524 E. Mulberry, Suite 162, Angleton, Texas 77515, by fax to (979) 864-1089, or by email to BCCD@brazoriacountytx.gov. Please submit all comments by 5 pm December 2, 2024.

Para información general, por favor llame a Daphne Lemelle al (979) 864-1860. Además, pueden presentarse observaciones por escrito al Departamento de Desarrollo de Comunidad del Condado de Brazoria, 1524 E. Mulberry, Suite 162, Angleton, Texas 77515 o por fax al (979) 864-1089. Por favor de enviar cualquier comentario antes de las 5:00 p.m. del 2 de diciembre de 2024.



NOTICIA PUBLICA

INFORME ANUAL DE EVALUACION DE RENDIMIENTO CONSOLIDADO 2023 (CAPER)

El Informe Consolidado de Evaluacion de Rendimiento Anual 2023 del Condado de Brazoria estara disponible para revision y comentarios en el Departamento de Desarrollo Comunitario del Condado de Brazoria ubicado en 1524 E. Mulberry, Suite 162, Angleton, Texas, 77515 de 8 am a 5 pm, lunes a viernes, noviembre 15 – diciembre 2, 2024 y en nuestro sitio web en <https://www.brazoriacountytx.gov/departments/housing-and-urban-development/caper>. El PY2023 CAPER incluye una evaluacion anual del uso de fondos, la entrega de actividades y el rendimiento del condado al alcanzar sus metas del fondo del bloque para el Desarrollo Comunitario (CDBG), el programa de Socialidades para la inversion de Vivienda (HOME), y modos de emergencia (ESG). Se alienta al publico que revise y aporte su opinion sobre este documento.

Audiencia Publica

Una audiencia publica se llevara a cabo para recibir comentarios y aporte, el jueves, noviembre 21, 2024 a las 5:30 pm en la sala del edificio Anex del Condado de Brazoria ubicado en 1524 East Mulberry, Angleton, Texas. Este lugar es accesible par personas con incapacidades fisicas. Esta audencia publica sera en ingles, pero, interpretes en Espanol y lenguaje de senas pueden ser accesibles si son requeridos, y personas que necesitan otras adaptaciones especiales deben comunicarse con Daphne Lemelle al (979) 864-1860, al menos 48 horas antes de la audencia publica para poder hacer las acomodaciones necesarias.

Comentario Publico

Comentarios publicos sobre el CAPER PY 2023 pueden ser submitidos al departamento de Desarrollo Comunitario del Condado de Brazoria, 1524 E. Mulberry, Suite 162, Angleton, Texas, 77515 o al fax (979) 864-1089, o por correo electronico a BCCD@brazoriacountytx.gov. Por favor de enviar cualquier comentario antes de las 5:00 p.m. del 2 de diciembre del 2024.

For general information, please call Daphne Lemelle at (979) 864-1860. Also, written comments can be submitted to the Brazoria County Community Development Department, 1524 E. Mulberry, Suite 162, Angleton, Texas 77515 or by fax to (979) 864-1089. Please submit any comments by 5:00 pm December 2, 2024.



AFFIDAVIT OF PUBLICATION

The Brazosport Facts
720 S. Main St, Clute, TX 77531
(979) 237-0100

State of Pennsylvania, County of Lancaster, ss:

I, Tatiana Dorval, of lawful age, being duly sworn upon oath depose and say that I am an agent of Column Software, PBC, duly appointed and authorized agent of the Publisher of The Brazosport Facts, a daily newspaper of general circulation, printed and published in Brazoria County, Texas; that the publication, a copy of which is attached hereto, was published in the said newspaper on the following dates:

Publication Dates:

- Nov 14, 2024

Notice ID: 9aTYZyVy5sKNrHZdUoLt
Notice Name: 2023 CAPER Notice-Spanish

Publication Fee: \$368.41

Tatiana Dorval

Agent

VERIFICATION

State of Pennsylvania
County of Lancaster

Signed or attested before me on this: 11/19/2024

Nicole Burkholder

Notary Public

Notarized remotely online using communication technology via Proof.

Commonwealth of Pennsylvania - Notary Seal
Nicole Burkholder, Notary Public
Lancaster County
My commission expires March 30, 2027
Commission Number 1342120

**NOTICIA PUBLICA
INFORME ANUAL DE EVALUACION DE
RENDIMIENTO CONSOLIDADO
2023 (CAPER)**

El Informe Consolidado de Evaluacion de Rendimiento Anual 2023 del Condado de Brazoria estara disponible para revision y comentarios en el Departamento de Desarrollo Comunitario del Condado de Brazoria ubicado en 1524 E. Mulberry, Suite 162, Angleton, Texas, 77515 de 8 am a 5 pm, lunes a viernes, noviembre 15 - diciembre 2, 2024 y en nuestro sitio web en <https://www.brazoriacountytx.gov/departments/housing-and-urban-development/caper>. El PY2023 CAPER incluye una evaluacion annual del uso de fondos, la entrega de actividades y el rendimiento del condado al alcanzar sus metas del fondo del bloque para el Desarrollo Comunitario (CDBG), el programa de Socialidades para la inversion de Vivienda (HOME), y modos de emergencia (ESG). Se alienta al publico que revise y aporte su opinion sobre este documento.

Audiencia Publica

Una audiencia publica se llevara a cabo para recibir comentarios y aporte, el jueves, noviembre 21, 2024 a las 5:30 pm en la sala del edificio Anex del Condado de Brazoria ubicado en 1524 East Mulberry, Angleton, Texas. Este lugar es accesible par personas con incapacidades fisicas. Esta audencia publica sera en ingles, pero, interpretes en Espanol y lenguaje de senas pueden ser accesibles si son requeridos, y personas que necesitan otras adaptaciones especiales deben comunicarse con Daphne Lemelle al (979) 864-1860, al menos 48 horas antes de la audiencia publica para poder hacer las acomodaciones necesarias.

Comentario Publico

Comentarios publicos sobre el CAPER PY 2023 pueden ser submitidos al departamento de Desarrollo Comunitario del Condado de Brazoria, 1524 E. Mulberry, Suite 162, Angleton, Texas, 77515 o al fax (979) 864-1089, o por correo electronico a BCCD@brazoriacountytx.gov. Por favor de enviar cualquier comentario antes de las 5:00 p.m. del 2 de diciembre del 2024.

For general information, please call Daphne Lemelle at (979) 864-1860. Also, written comments can be submitted to the Brazoria County Community Development Department, 1524 E. Mulberry, Suite 162, Angleton, Texas 77515 or by fax to (979) 864-1089. Please submit any comments by 5:00 pm December 2, 2024.



Browser tabs: Housing and Urban Development, HUD.gov / U.S. Dep..., D&B D-U-N-S Num..., Brazoria County, TX..., HMIS, IDIS, TWC, MyBC, Linguae, Brazoria County Ap..., HUD Verification - S..., Brazco, ShareFile Login, TXU Energy Social..., DE 429DE

govAccess PREVIEW MODE ADD SUBPAGE EDIT REVIEW My Dashboard Reyes, Mari

BRAZORIA COUNTY, TX ABOUT US GOVERNMENT DEPARTMENTS HOW DO I... SERVICES

HOUSING AND URBAN DEVELOPMENT

- Public Notices
- CAPER
- Action Plan
- Housing**
- Disaster Recovery

Departments >

HOUSING AND URBAN DEVELOPMENT

Font Size: Share & Bookmarks Feedback Print

Brazoria County Community Development is funded in whole by a Housing and Urban Development (HUD) grant. We have funds available for Public Facility and Public Service projects in Brazoria County. We also offer assistance for Housing Rehabilitation/Reconstruction for low to moderate income families.

What's New

- 2023 CAPER Draft for Public Comment 11.15.24**
- 2023 CAPER Notice - English
- 2023 CAPER Notice - Spanish
- 2025 HOME REPAIR APPLICATION
- FY 2025 PHA Annual Plan 50075-hcv
- Fair Housing Proclamation 2024
- Fair Housing Complaints Poster rev 2024
- FAIR HOUSING POSTER SP
- FHRights-Brochure
- FHRights-Brochure-es
- VETERAN POSTERS
- Brazoria County HOME ARP Allocation Plan
- Brazoria Housing Guidelines updated including GLO


9:37 AM 11/15/2024

HOUSING AND URBAN DEVELOPMENT

- Public Notices
- CAPER**
- Action Plan
- + Housing
- Disaster Recovery

Departments » Housing and Urban Development »

CAPER

Font Size:  [Share & Bookmark](#) [Feedback](#) [Print](#)

- 2023 CAPER Draft for Public Comment 11.15.24**
- [2023 CAPER Notice - English](#)
- [2023 CAPER Notice - Spanish](#)
- [2022 CAPER for public comment 11.17.23](#)
- [2022 CAPER Notice - English](#)
- [2022 CAPER Notice - Spanish](#)
- [PY 2021 CAPER](#)
- [PY2021 CAPER Attachments Part 1](#)
- [PY2021 CAPER Attachments Part 2](#)